



US00D636882S

(12) **United States Design Patent**  
**Kibele et al.**

(10) **Patent No.:** **US D636,882 S**  
(45) **Date of Patent:** **\*\* Apr. 26, 2011**

(54) **COVERING MATERIAL**

(75) Inventors: **Ralf Kibele**, Bruckmuehl (DE); **Karin Klokkers**, Reichersbeuern (DE); **Hans-Juergen Schlueter**, Bad Toelz (DE)

(73) Assignee: **Hexal AG**, Holzkirchen (DE)

(\*\*) Term: **14 Years**

(21) Appl. No.: **29/361,012**

(22) Filed: **May 4, 2010**

**Related U.S. Application Data**

(62) Division of application No. 29/286,050, filed on Apr. 20, 2007.

**Foreign Application Priority Data**

Oct. 20, 2006 (DE) ..... 406 05 480

(51) **LOC (9) Cl.** ..... **24-04**

(52) **U.S. Cl.** ..... **D24/189**

(58) **Field of Classification Search** ..... D24/188-189;  
604/307, 375; 602/41-45, 48, 54-56, 57-59;  
424/630-638; 428/40.1, 43, 57, 139, 343,  
428/352; 128/894; D20/11

See application file for complete search history.

(56) **References Cited**

**U.S. PATENT DOCUMENTS**

4,649,909 A \* 3/1987 Thompson ..... 602/42  
5,056,510 A \* 10/1991 Gilman ..... 602/52  
D389,581 S \* 1/1998 Fein ..... D24/189  
D410,087 S \* 5/1999 Dunshee et al. .... D24/189  
D458,687 S \* 6/2002 Dale et al. .... D24/189  
D477,086 S \* 7/2003 Tsuruda et al. .... D24/189  
D492,416 S \* 6/2004 Horhota et al. .... D24/189  
D495,419 S \* 8/2004 Dunshee ..... D24/189

D513,639 S \* 1/2006 Saim et al. .... D24/189  
D515,701 S \* 2/2006 Horhota et al. .... D24/189  
D535,032 S \* 1/2007 Bendjy ..... D24/189  
D537,947 S \* 3/2007 Miyachika et al. .... D24/189  
D545,440 S \* 6/2007 Jensen ..... D24/189  
D545,441 S \* 6/2007 Miyachika et al. .... D24/189  
D573,260 S \* 7/2008 Dunshee ..... D24/189  
D575,874 S \* 8/2008 Ormsby ..... D24/189

**FOREIGN PATENT DOCUMENTS**

JP 56-170231 U 12/1981

\* cited by examiner

*Primary Examiner* — Holly H Baynham

*Assistant Examiner* — Michelle E Wilson

(74) *Attorney, Agent, or Firm* — Peter F. Corless; Christine C. O'Day; Edwards Angell Palmer & Dodge LLP

(57) **CLAIM**

The ornamental design for a covering material, as shown and described.

**DESCRIPTION**

FIG. 1 is a front view of a covering material, showing our new design;

FIG. 2 is a front view of an alternate embodiment thereof;

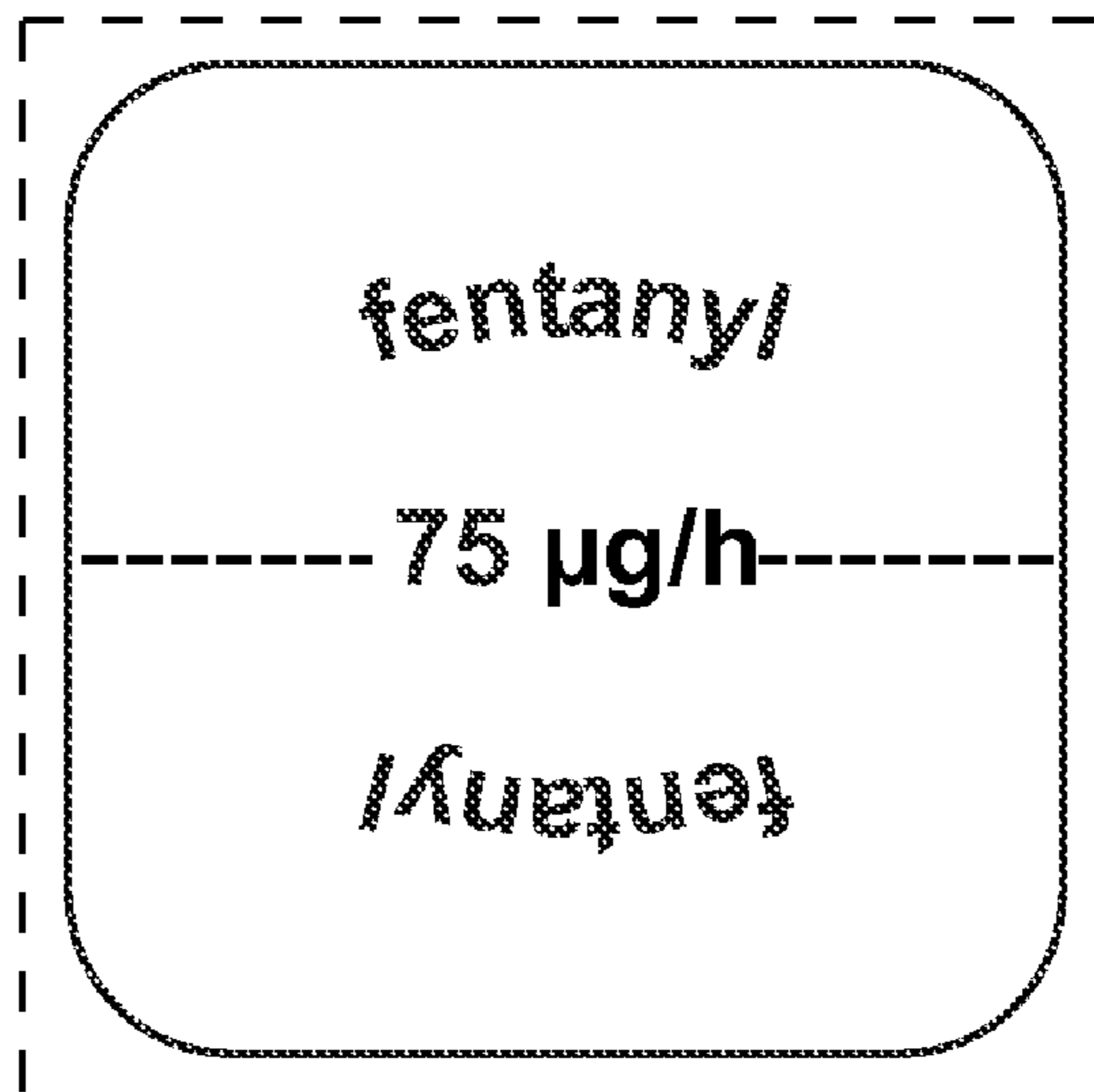
FIG. 3 is a front view of an alternate embodiment thereof; and,

FIG. 4 is a front view of an alternate embodiment thereof.

The broken line showing of a covering material is included for the purpose of illustrating environmental structure and forms no part of the claimed design.

The covering material can in particular embodiments be a transdermal therapeutic system (e.g. transdermal drug delivery system), comprising e.g. a face (face sheet/top layer) suitably with imprint including a line, which can be continuous or dashed, which imprint can be suitably provided e.g. by a removable film.

**1 Claim, 4 Drawing Sheets**



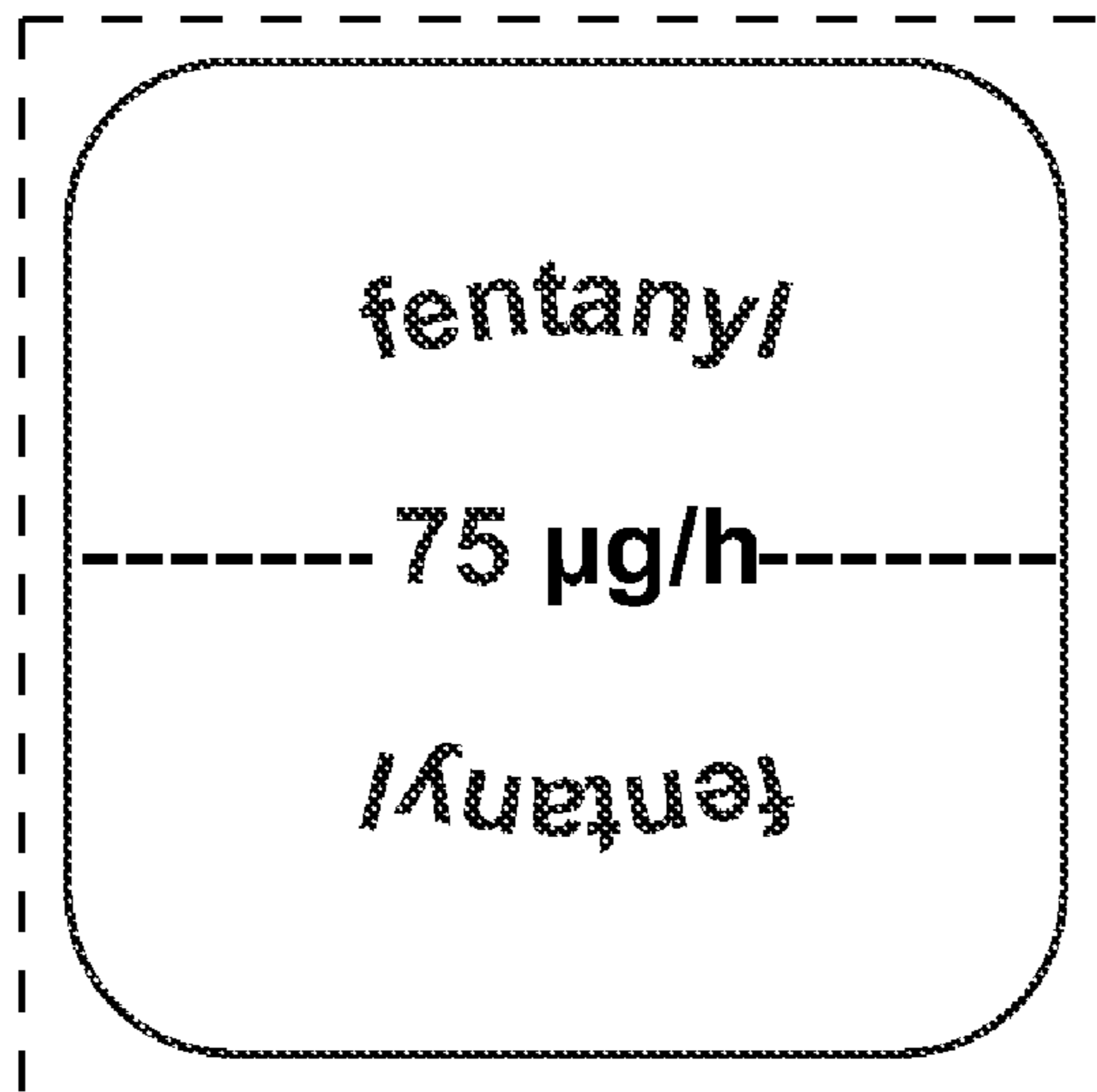


FIG. 1

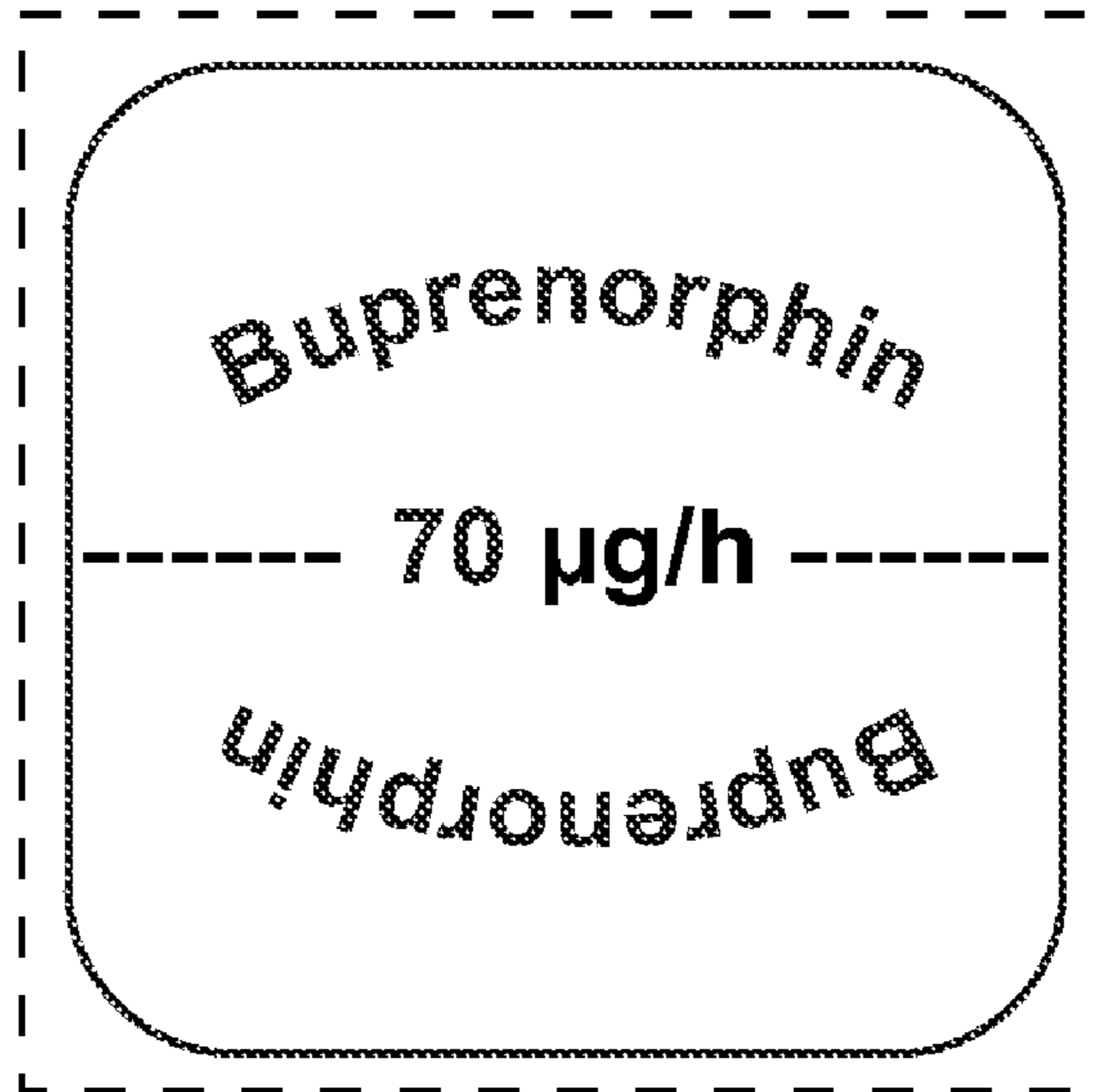


FIG. 2

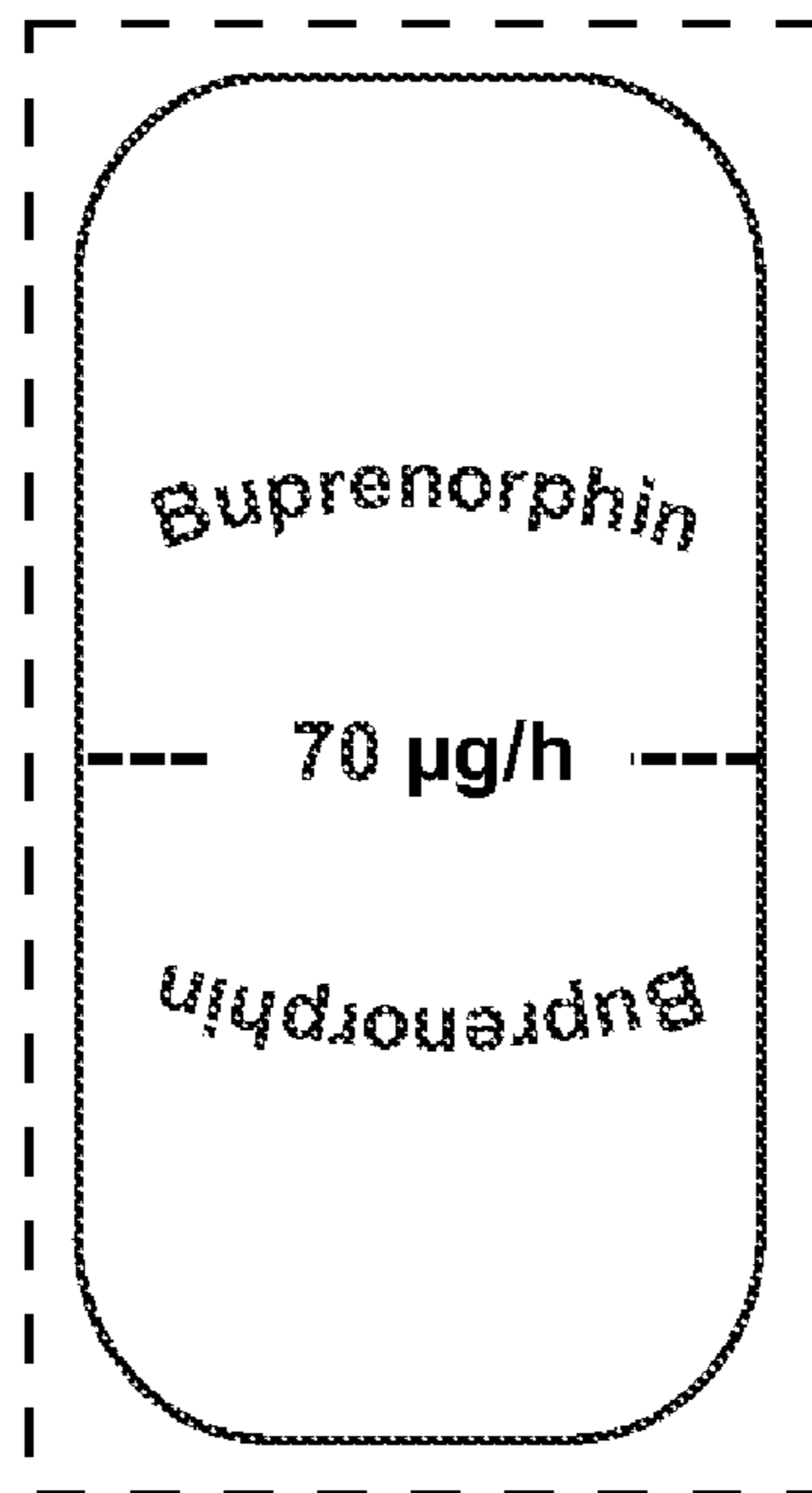


FIG. 3

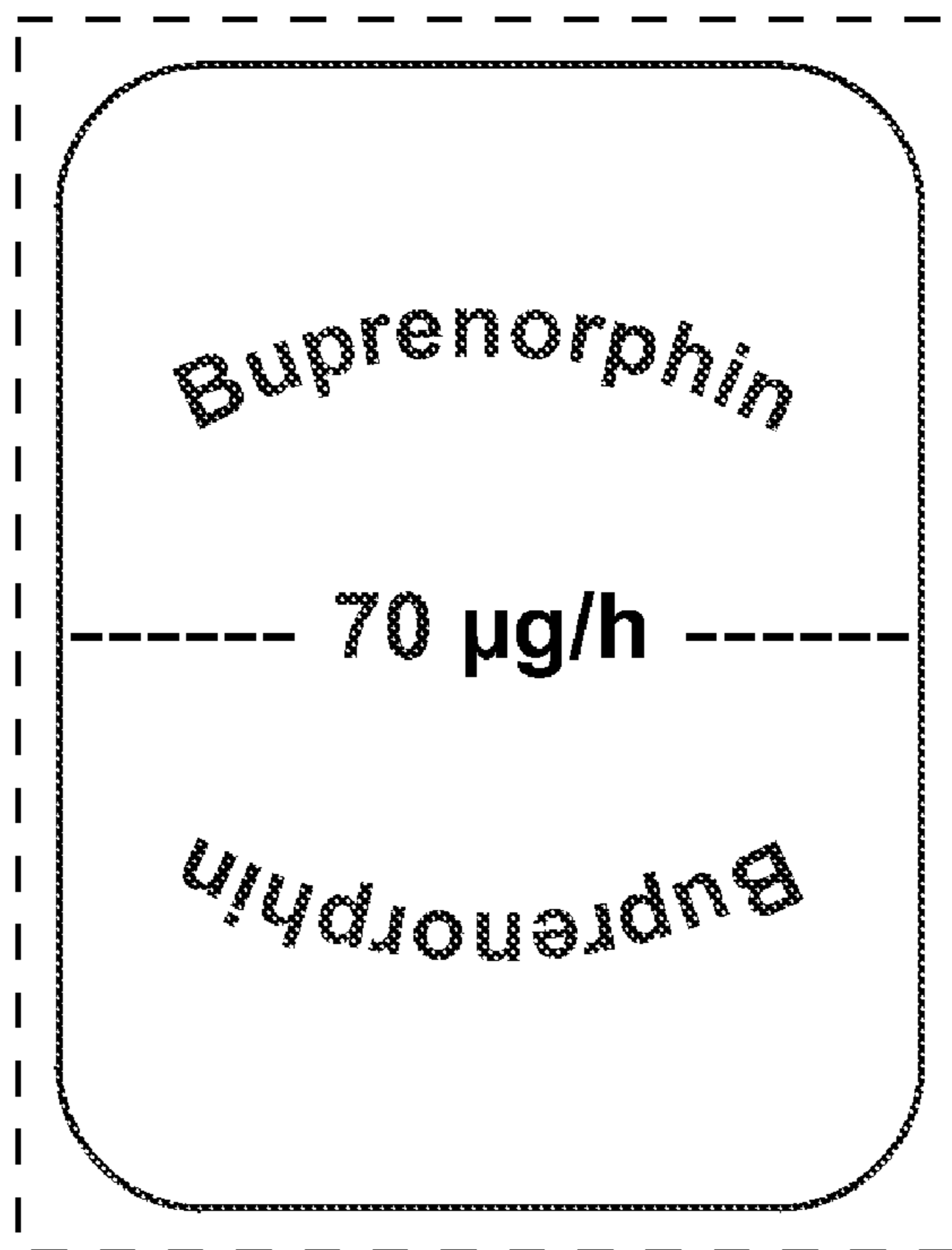


FIG. 4