



US00D636877S

(12) **United States Design Patent**
Chan

(10) **Patent No.:** **US D636,877 S**
(45) **Date of Patent:** **** Apr. 26, 2011**

(54) **DENTAL APPARATUS**

(75) Inventor: **Wyman Chan**, London (GB)

(73) Assignee: **Smile Studio (UK) Ltd.** (GB)

(**) Term: **14 Years**

(21) Appl. No.: **29/356,341**

(22) Filed: **Feb. 24, 2010**

(51) **LOC (9) Cl.** **24-02**

(52) **U.S. Cl.** **D24/152**

(58) **Field of Classification Search** D24/152,
D24/107, 133, 154–156, 176–177, 180–182;
D29/108; 433/3, 29, 114, 140–141, 215–216,
433/37–38, 40–41, 44, 42, 71, 93, 136; 600/237,
600/242, 208

See application file for complete search history.

FOREIGN PATENT DOCUMENTS

CN	2219682	Y	*	2/1996
EP	0286766	A1	*	10/1988
EP	1829501	A1	*	9/2007
FR	2645734	A1	*	10/1990
GB	2416311	A		1/2006
GB	2445297	A		2/2008
GB	2448240	A		10/2008
JP	20042002189			7/2004
WO	9937236			7/1999
WO	03020160	A1		3/2003
WO	03045265	A1		6/2003
WO	2004004589	A1		1/2004
WO	2004028626	A1		4/2004
WO	2004045538	A2		6/2004
WO	2005107636	A1		11/2005
WO	2006005049	A2		1/2006
WO	2006008278	A1		1/2006
WO	2006014371	A2		2/2006
WO	2006020128	A2		2/2006
WO	2006026129	A1		3/2006
WO	2007085776	A1		8/2007
WO	2008022220	A2		2/2008

* cited by examiner

(56) **References Cited**

U.S. PATENT DOCUMENTS

4,179,815	A	*	12/1979	Hoffman	433/140
4,259,067	A	*	3/1981	Nelson	433/93
D270,373	S	*	8/1983	Straith	D24/155
4,889,491	A	*	12/1989	Krygier et al.	433/136
D387,166	S	*	12/1997	Montgomery	D24/181
6,102,701	A	*	8/2000	Engeron	433/140
D504,721	S	*	5/2005	Dorfman	D24/135
D625,415	S	*	10/2010	Otto et al.	D24/155
D629,909	S	*	12/2010	Chiu	D24/181
2001/0012608	A1		8/2001	Darnell		
2003/0104341	A1		6/2003	Zavitsanos et al.		
2004/0072126	A1		4/2004	Horvath		
2004/0108981	A1		6/2004	El Sayed et al.		
2005/0266370	A1		12/2005	Suzuki		
2006/0003284	A1	*	1/2006	Sale et al.		
2006/0069316	A1	*	3/2006	Dorfman et al.		
2007/0015112	A1	*	1/2007	Hochman et al.		
2008/0008978	A1	*	1/2008	Conrad et al.		
2008/0064001	A1	*	3/2008	Dorfman et al.		

Primary Examiner — Ian Simmons

Assistant Examiner — Wan Laymon

(74) *Attorney, Agent, or Firm* — Caesar, Rivise, Bernstein, Cohen & Pokotilow, Ltd.

(57) **CLAIM**

The ornamental design for dental apparatus, as shown and described.

DESCRIPTION

FIG. 1 is a front view of a dental apparatus showing my new design;

FIG. 2 is a rear view thereof;

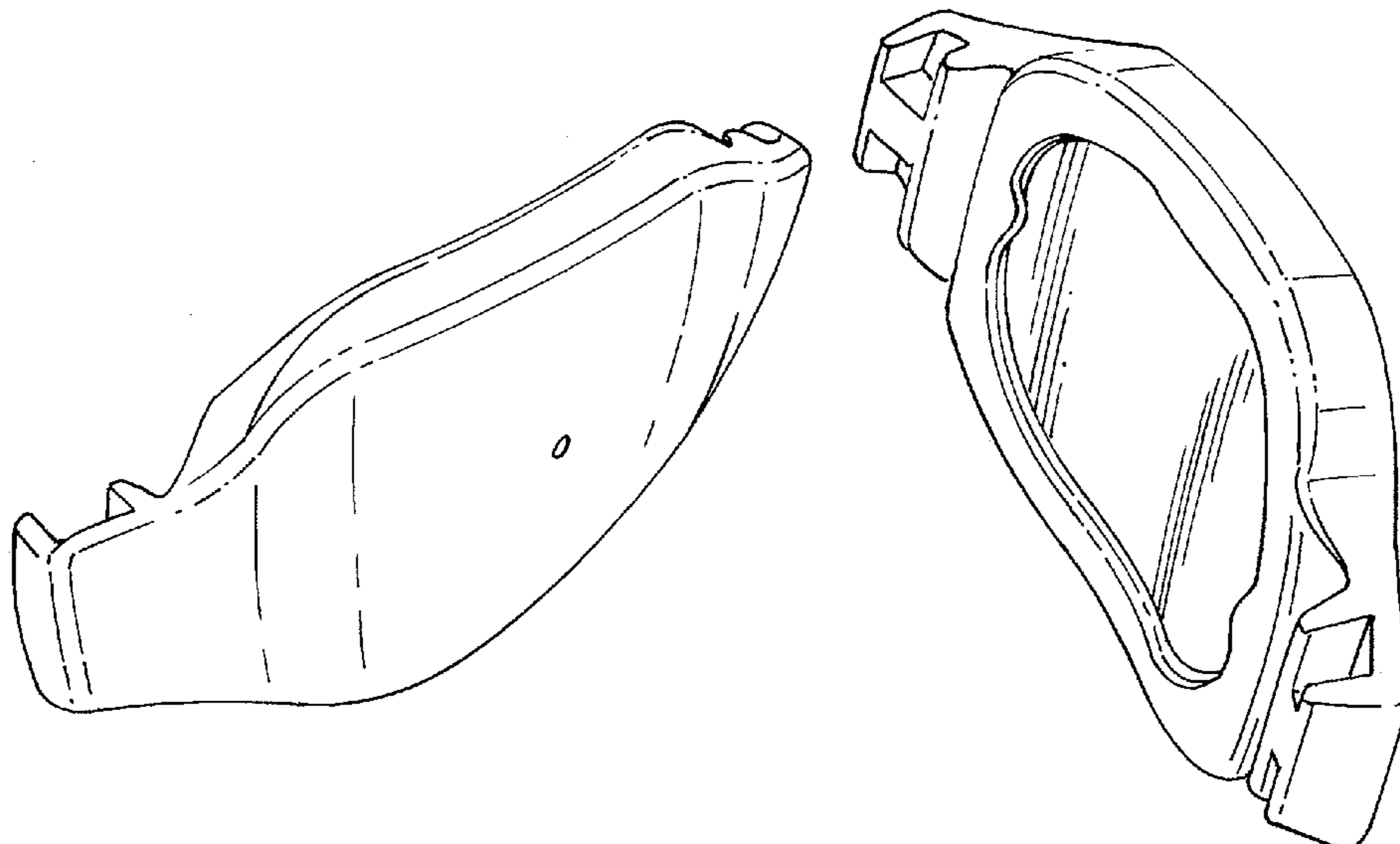
FIG. 3 is a top plan view thereof;

FIG. 4 is a side view thereof;

FIG. 5 is a front perspective view thereof; and,

FIG. 6 is a rear perspective view thereof.

1 Claim, 6 Drawing Sheets



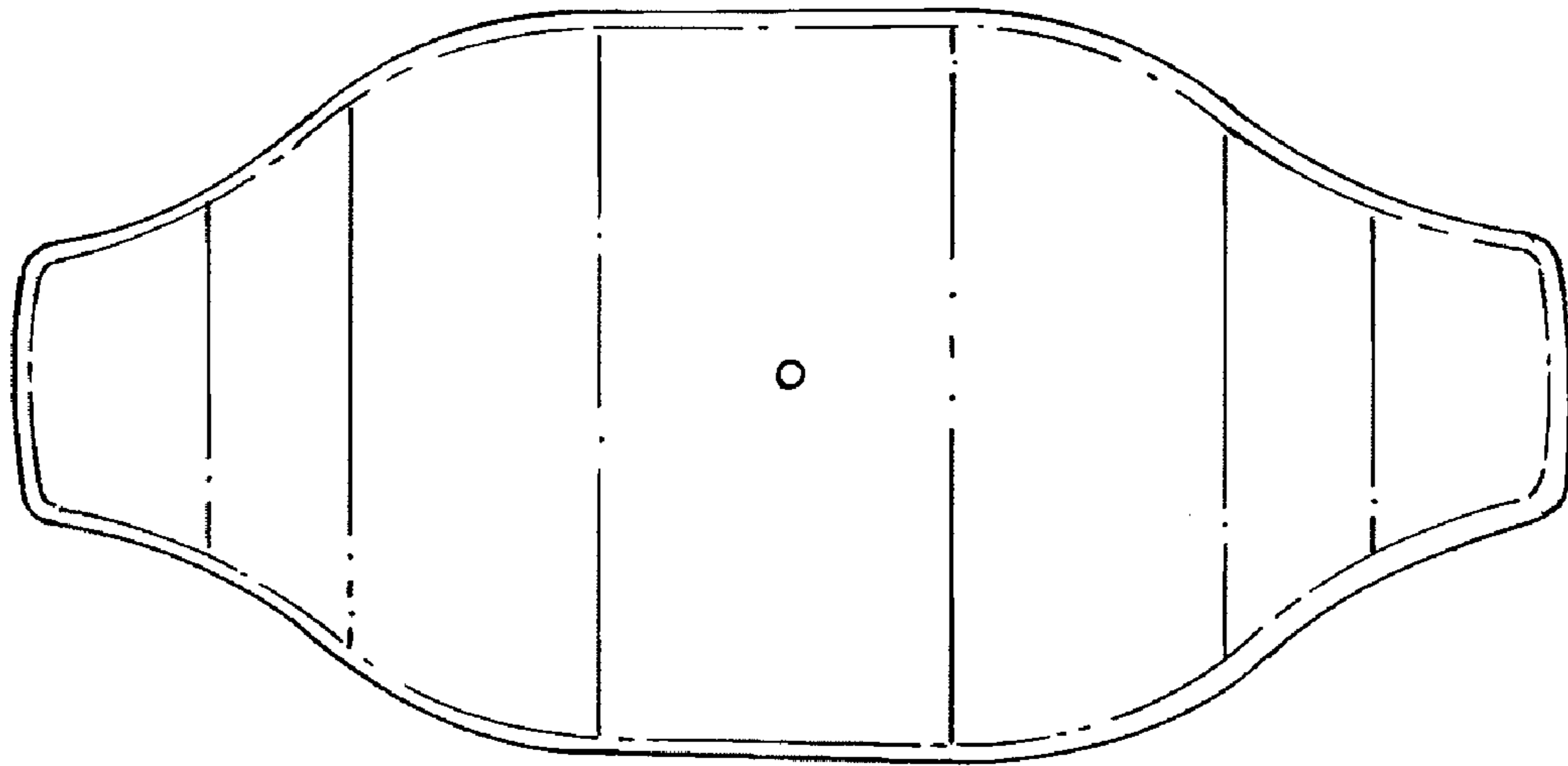


FIG. 1

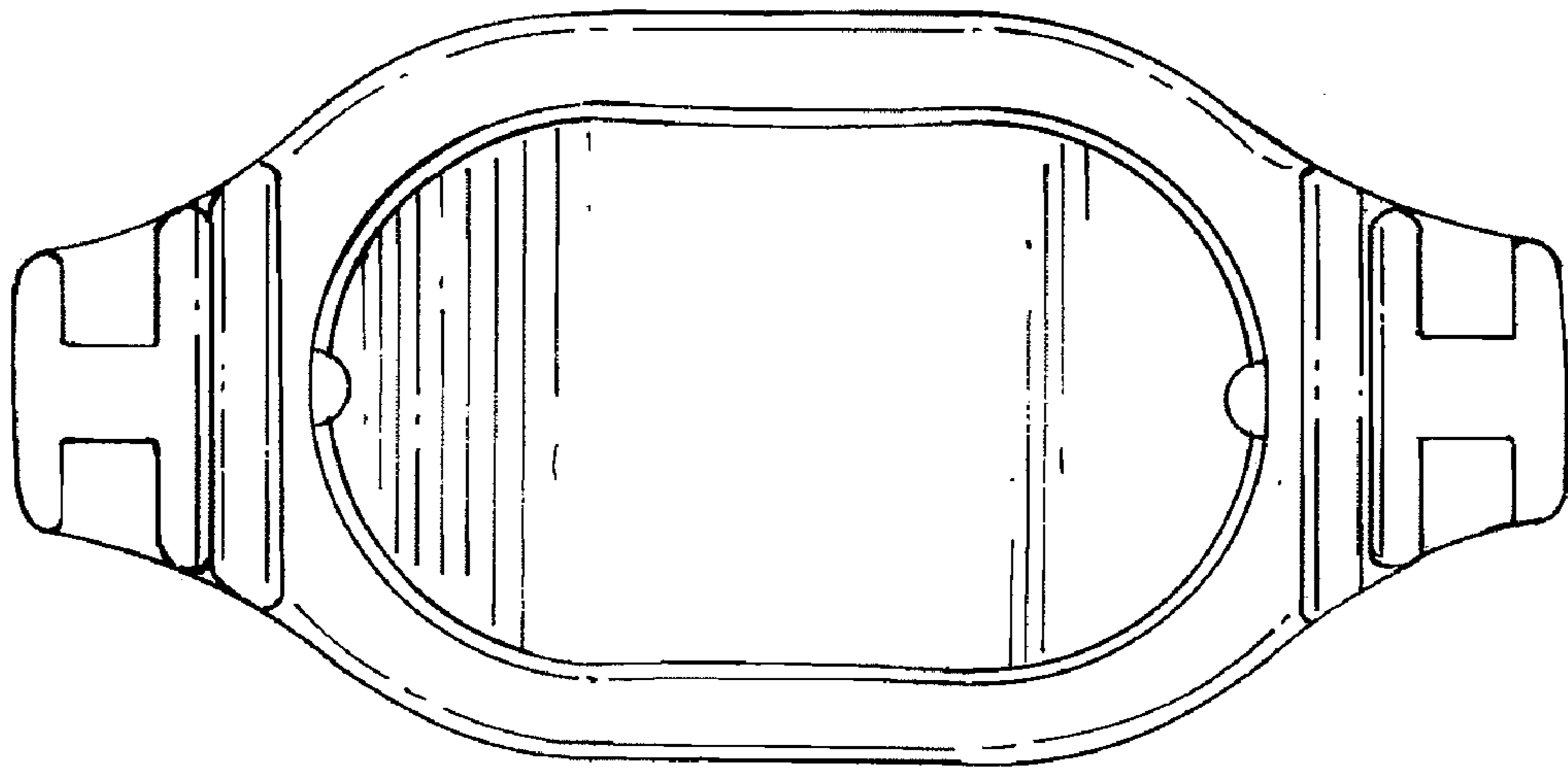


FIG. 2




FIG. 3

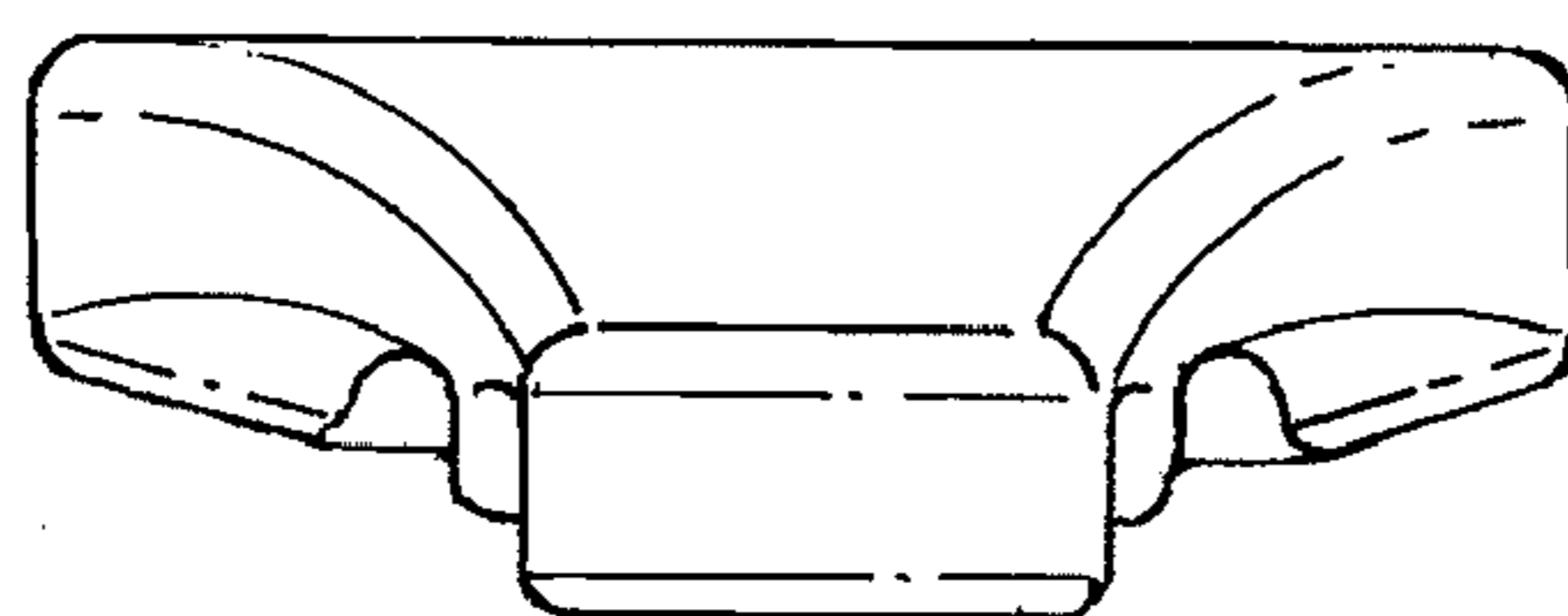


FIG. 4

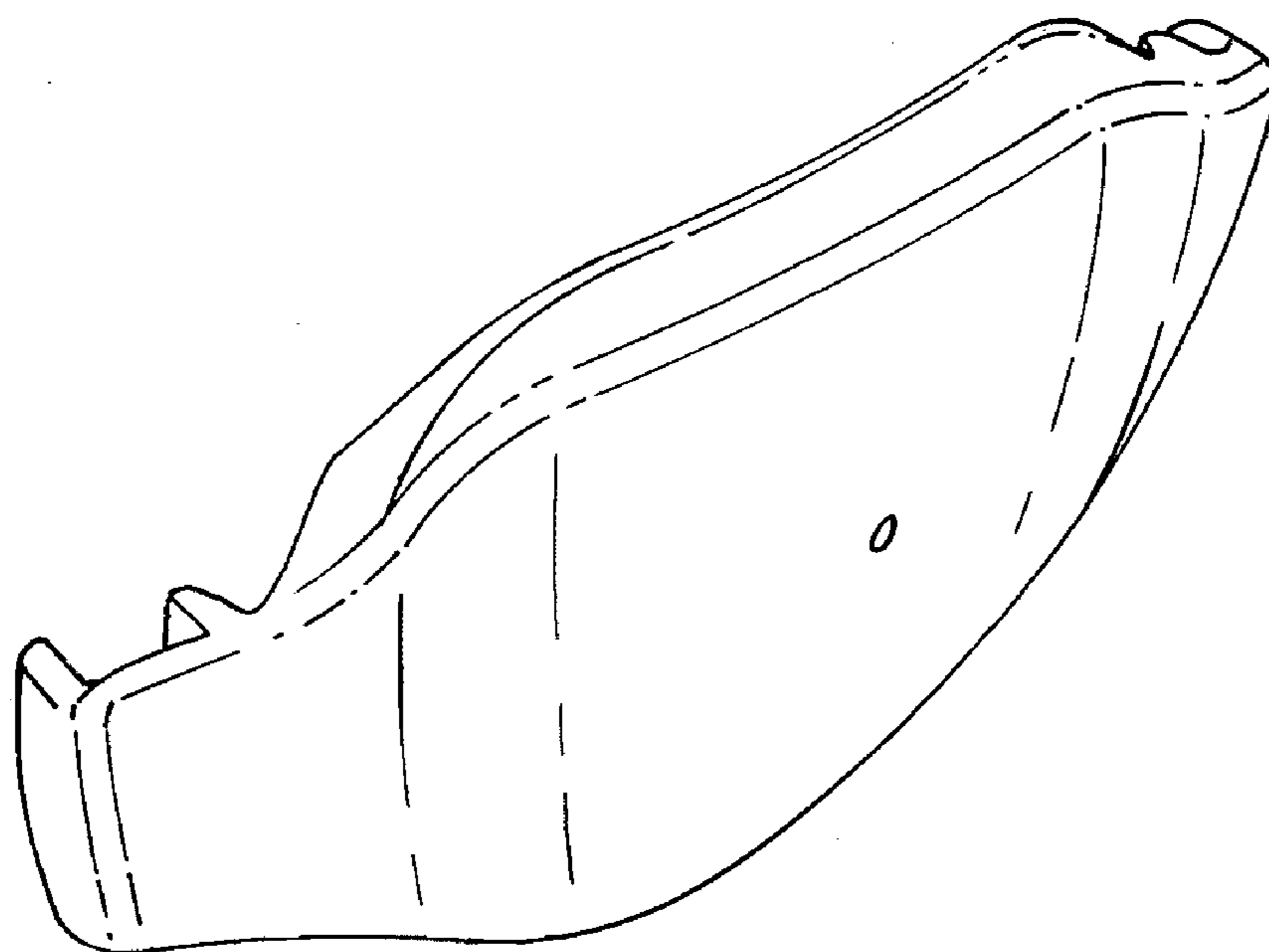


FIG. 5

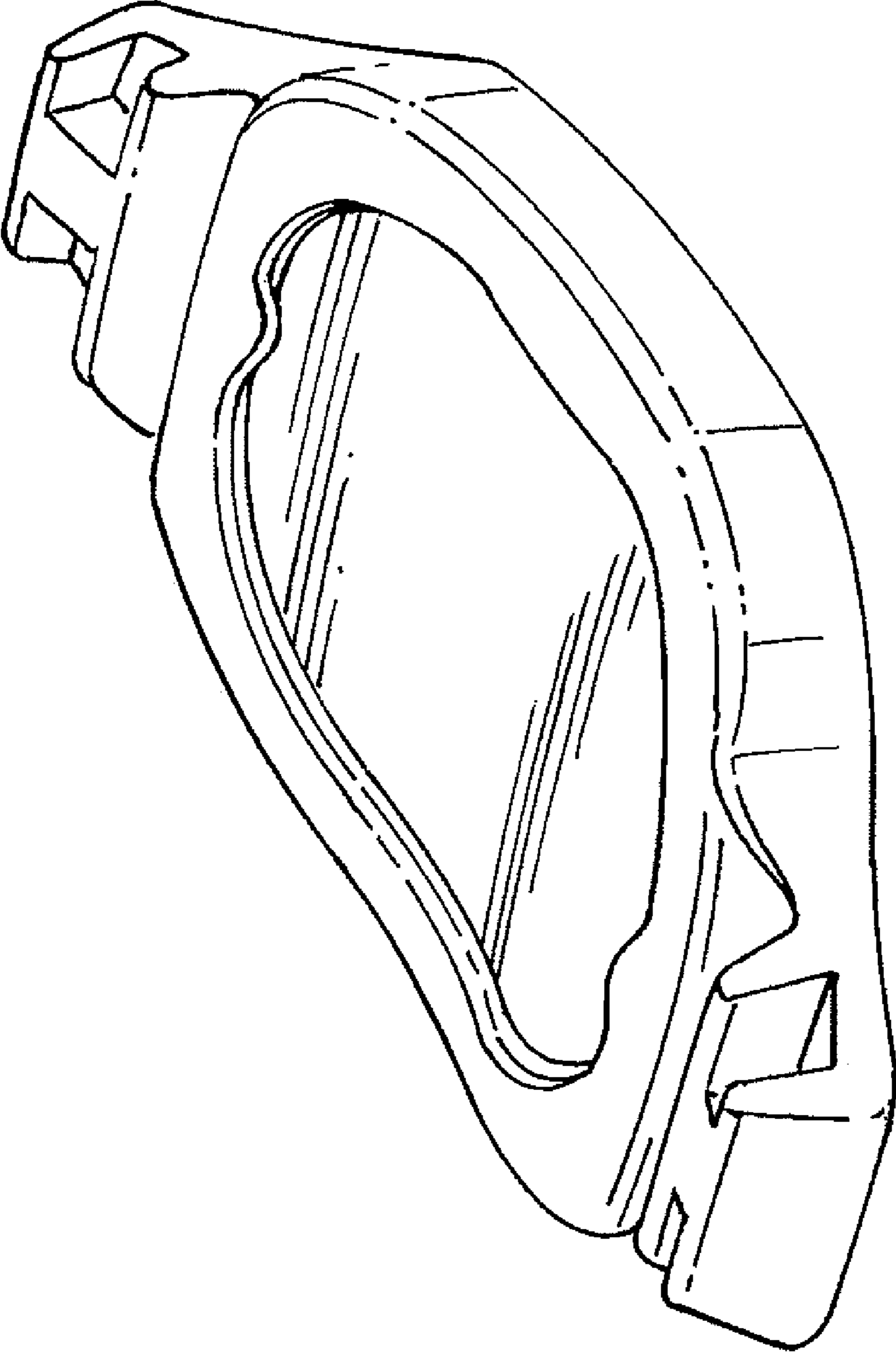


FIG. 6