



US00D636875S

(12) **United States Design Patent**
Clement

(10) **Patent No.:** **US D636,875 S**

(45) **Date of Patent:** **** Apr. 26, 2011**

(54) **DENTAL FORCEPS**

(76) Inventor: **Milton A. Clement**, Winter Park, FL
(US)

(**) Term: **14 Years**

(21) Appl. No.: **29/362,024**

(22) Filed: **May 19, 2010**

(51) **LOC (9) Cl.** **24-02**

(52) **U.S. Cl.** **D24/146; D8/52; D24/133; D24/143**

(58) **Field of Classification Search** **D24/133, D24/143, 147-148, 153, 152, 154, 146, 176; D8/4, 52; D22/150; 81/3.09, 3.44, 416, 81/426; 433/4, 141, 159-160; 606/205-208**
See application file for complete search history.

(56) **References Cited**

U.S. PATENT DOCUMENTS

731,337	A	6/1903	Case	
1,106,439	A	8/1914	Conne	
1,462,202	A	7/1923	Hopper	
1,554,009	A	9/1925	Laurie	
1,866,771	A *	7/1932	Johnson	81/426

(Continued)

Primary Examiner — Ian Simmons

Assistant Examiner — Wan Laymon

(74) *Attorney, Agent, or Firm* — Allen, Dyer, Doppelt, Milbrath & Gilchrist, P.A.

(57) **CLAIM**

The ornamental design for a dental forceps, as shown and described.

DESCRIPTION

FIG. 1 is an enlarged first side view of a first embodiment of the dental forceps of the present invention with broken lines being for illustrative purposes only and forming no part of the claimed design;

FIG. 2 is a second side view of the first embodiment of the dental forceps of the present invention with broken lines being for illustrative purposes only and forming no part of the claimed design;

FIG. 3 is a first side view of the first embodiment of the dental forceps of the present invention with broken lines being for illustrative purposes only and forming no part of the claimed design;

FIG. 4 is a top view of the first embodiment of the dental forceps of the present invention with broken lines being for illustrative purposes only and forming no part of the claimed design;

FIG. 5 is a bottom view of the first embodiment of the dental forceps of the present invention with broken lines being for illustrative purposes only and forming no part of the claimed design;

FIG. 6 is a front view of the first embodiment of the dental forceps of the present invention with broken lines being for illustrative purposes only and forming no part of the claimed design;

FIG. 7 is a rear view of the first embodiment of the dental forceps of the present invention with broken lines being for illustrative purposes only and forming no part of the claimed design;

FIG. 8 is an enlarged first side view of a second embodiment of the dental forceps of the present invention with broken lines being for illustrative purposes only and forming no part of the claimed design;

FIG. 9 is a second side view of the second embodiment of the dental forceps of the present invention with broken lines being for illustrative purposes only and forming no part of the claimed design;

FIG. 10 is a first side view of the second embodiment of the dental forceps of the present invention with broken lines being for illustrative purposes only and forming no part of the claimed design;

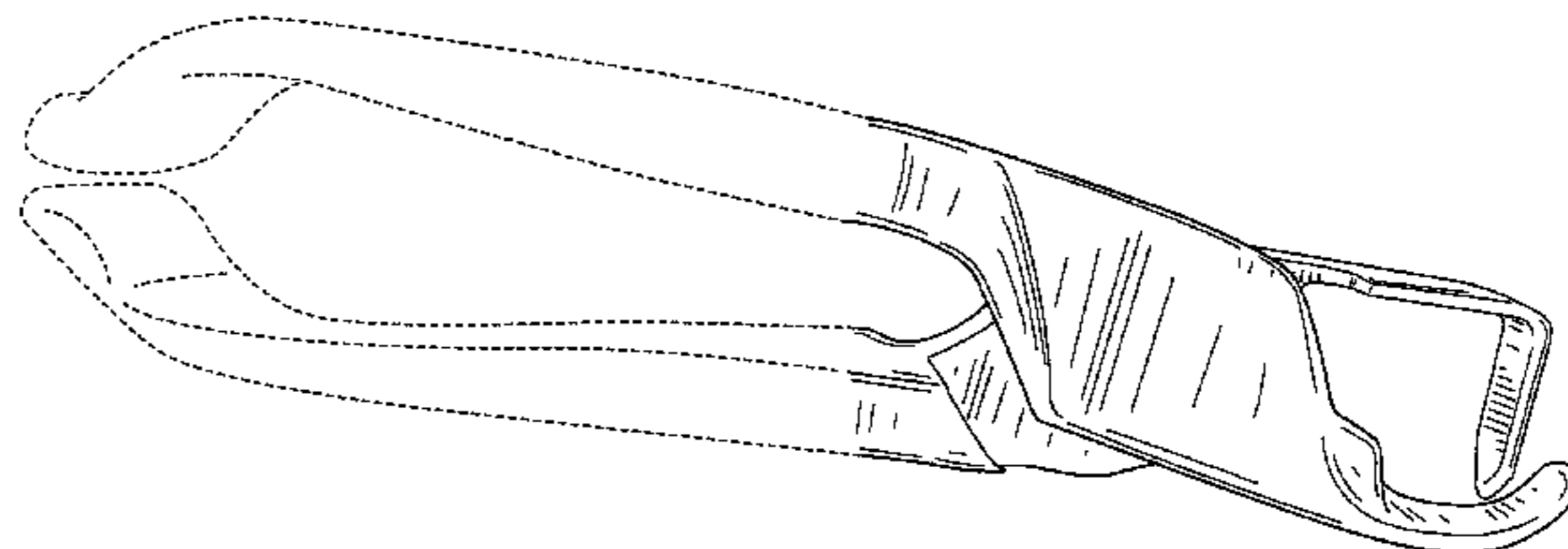
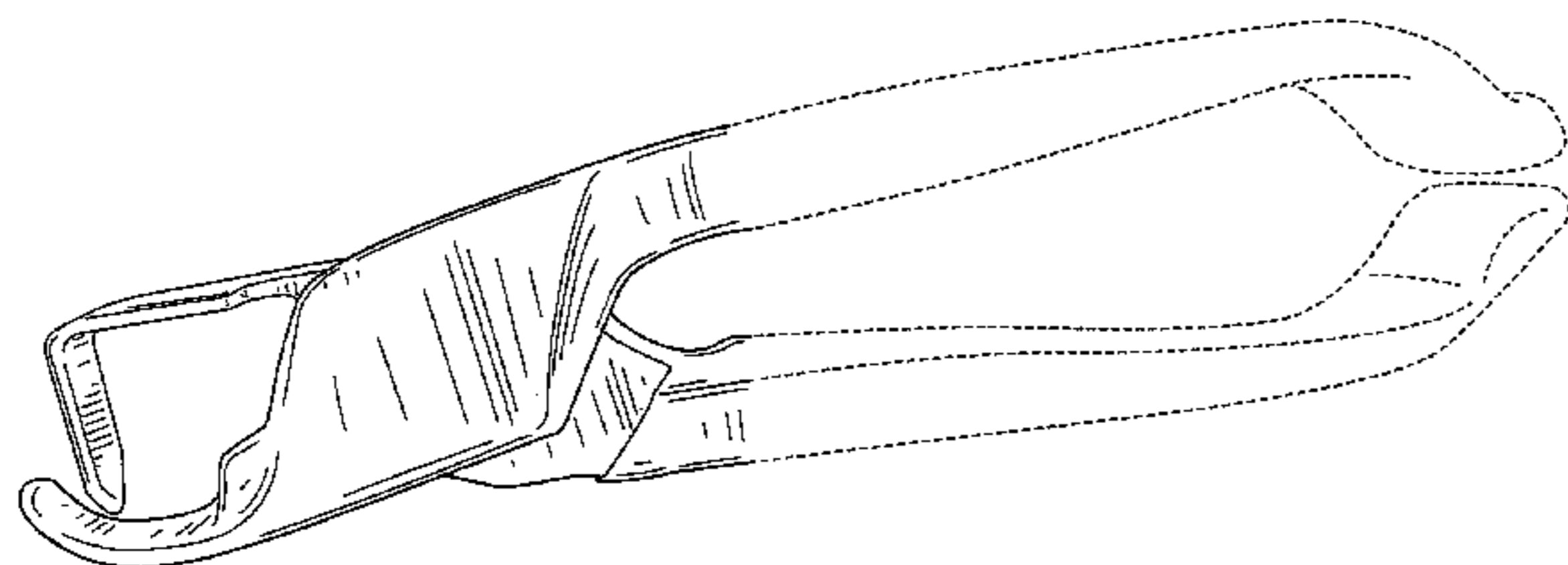
FIG. 11 is a top view of the second embodiment of the dental forceps of the present invention with broken lines being for illustrative purposes only and forming no part of the claimed design;

FIG. 12 is a bottom view of the second embodiment of the dental forceps of the present invention with broken lines being for illustrative purposes only and forming no part of the claimed design;

FIG. 13 is a front view of the second embodiment of the dental forceps of the present invention with broken lines being for illustrative purposes only and forming no part of the claimed design; and,

FIG. 14 is a rear view of the second embodiment of the dental forceps of the present invention with broken lines being for illustrative purposes only and forming no part of the claimed design.

1 Claim, 8 Drawing Sheets



US D636,875 S

Page 2

U.S. PATENT DOCUMENTS

2,212,801 A *	8/1940	Torbert	81/426	5,862,720 A	1/1999	McNellis	81/3.09
2,883,750 A	4/1959	Haas		D447,239 S *	8/2001	Enoch et al.	D24/153
2,944,341 A *	7/1960	Lane	433/159	D448,260 S *	9/2001	Gathmann	D8/52
D266,736 S *	11/1982	Robertson	D8/52	D566,840 S *	4/2008	Golden	D24/153
4,475,544 A	10/1984	Reis	128/92	D567,376 S *	4/2008	Golden	D24/153
D285,966 S *	9/1986	Porter	D8/52	D605,012 S *	12/2009	Robinson et al.	D8/52
4,609,353 A	9/1986	Kline	433/159	2004/0006371 A1	1/2004	Choi	606/205
5,368,596 A	11/1994	Burkhart	606/79	2005/0170314 A1	8/2005	Golden	433/159
5,833,460 A	11/1998	Maeda	433/159	2008/0208249 A1	8/2008	Blain et al.	606/207

* cited by examiner

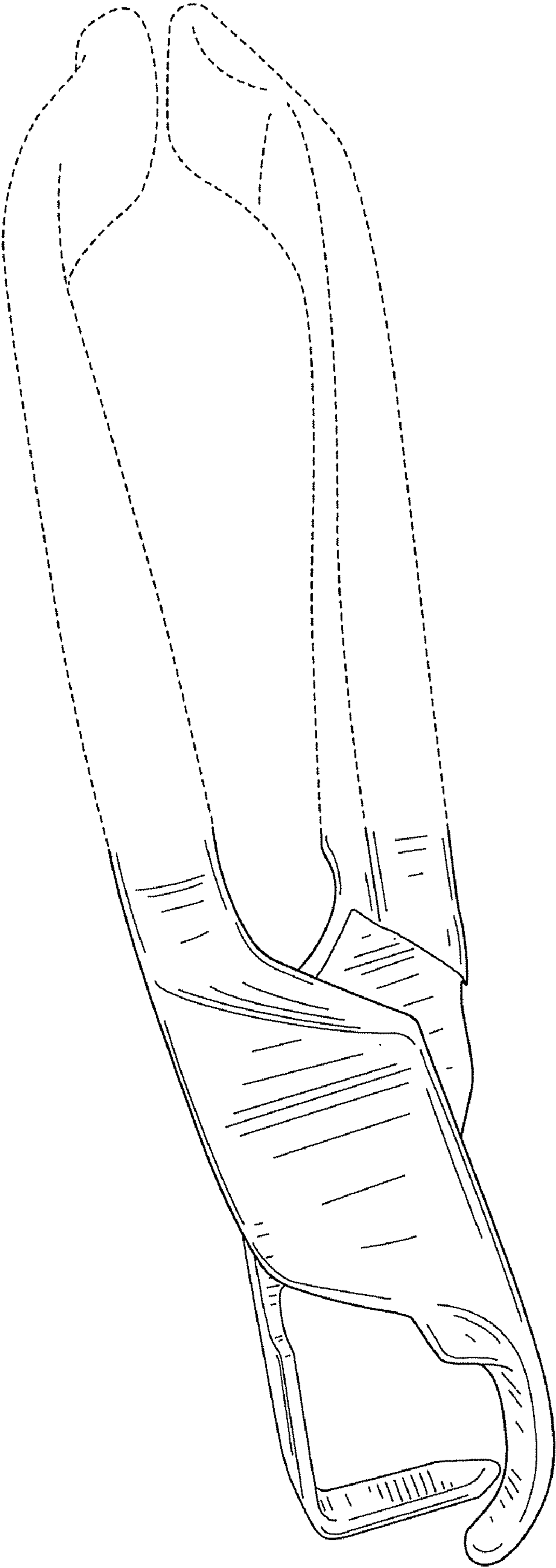


FIG. 1

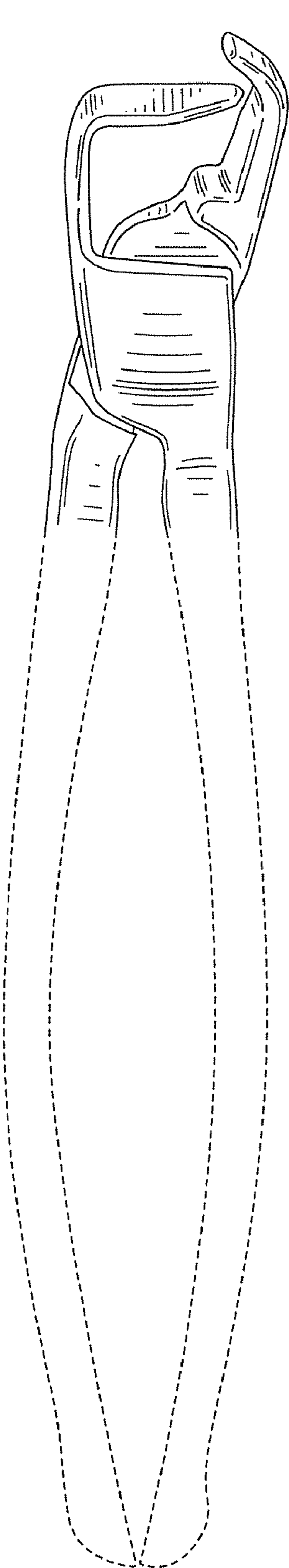


FIG. 2

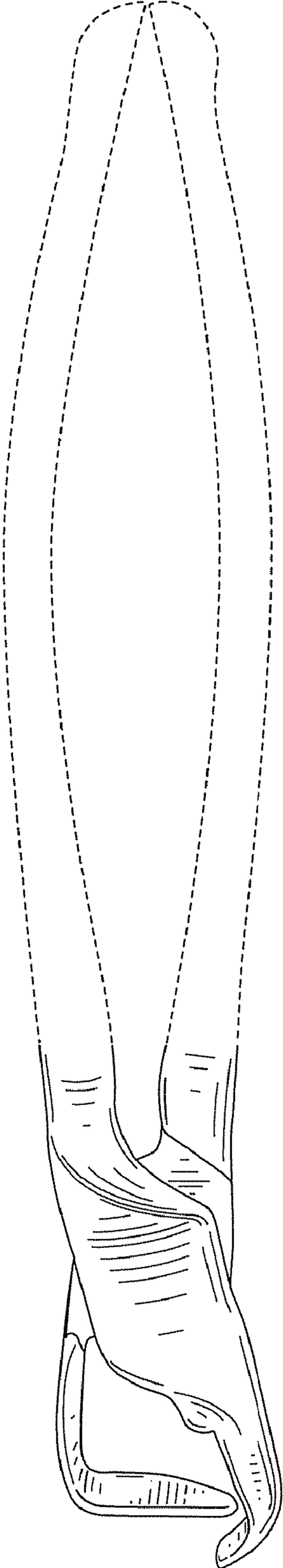


FIG. 3




FIG. 4

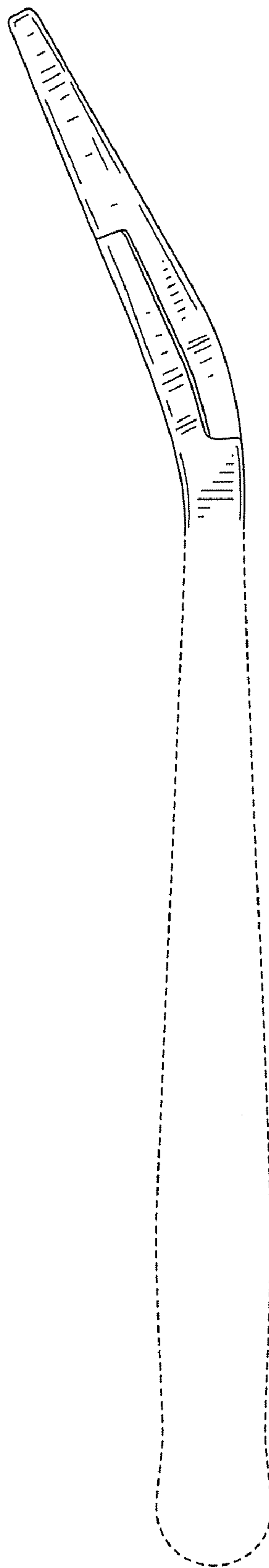


FIG. 5

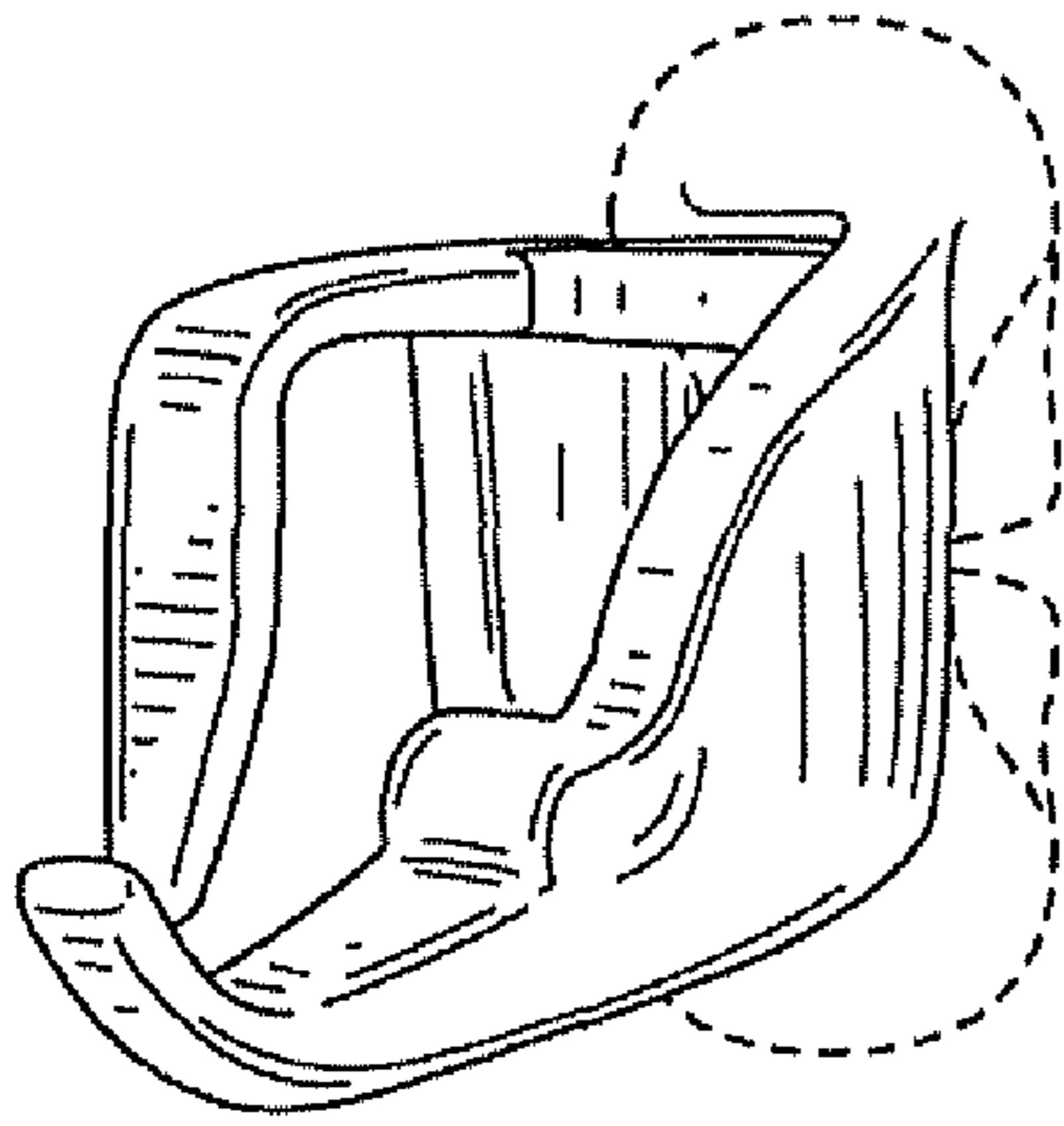


FIG. 6

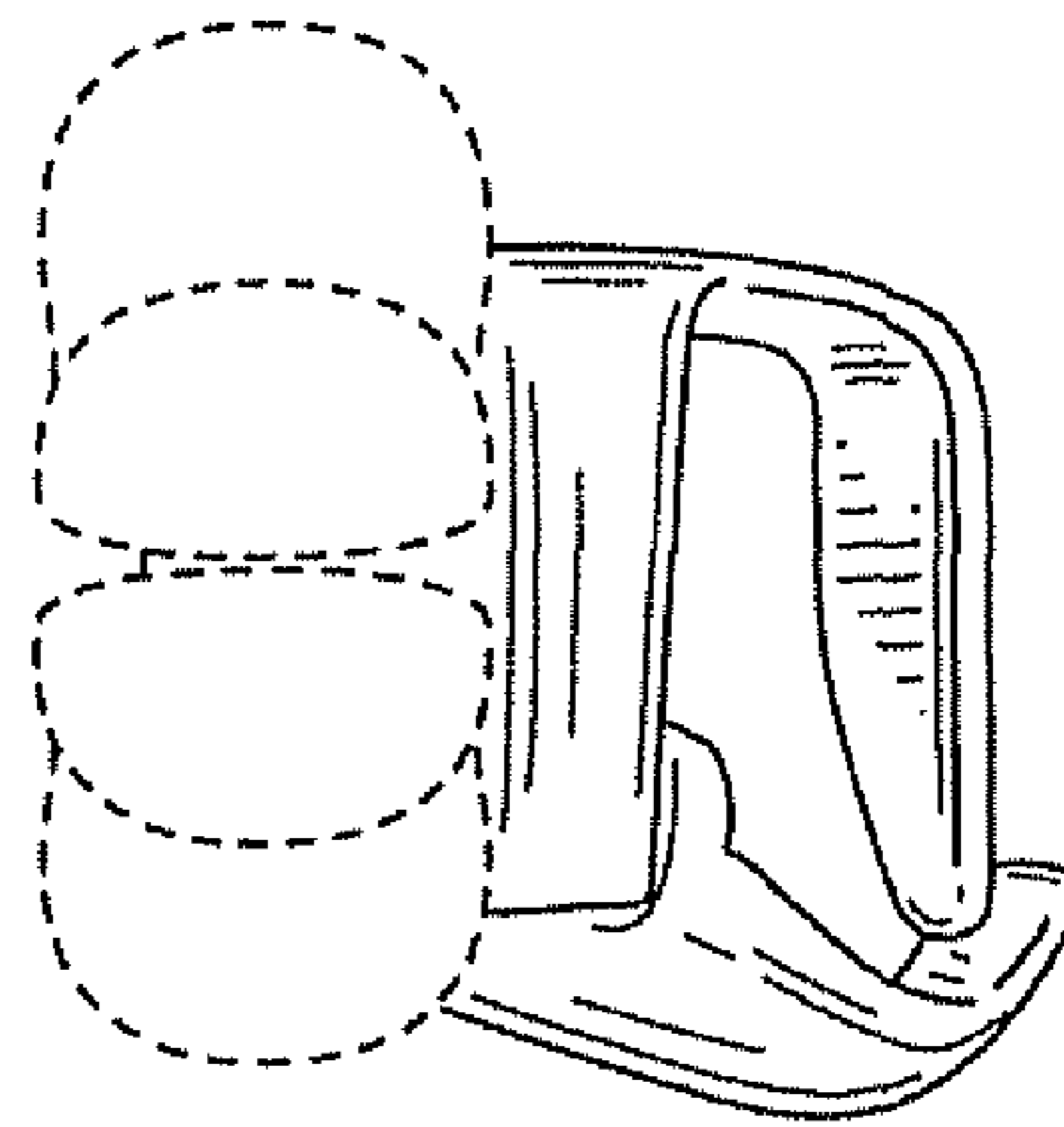


FIG. 7

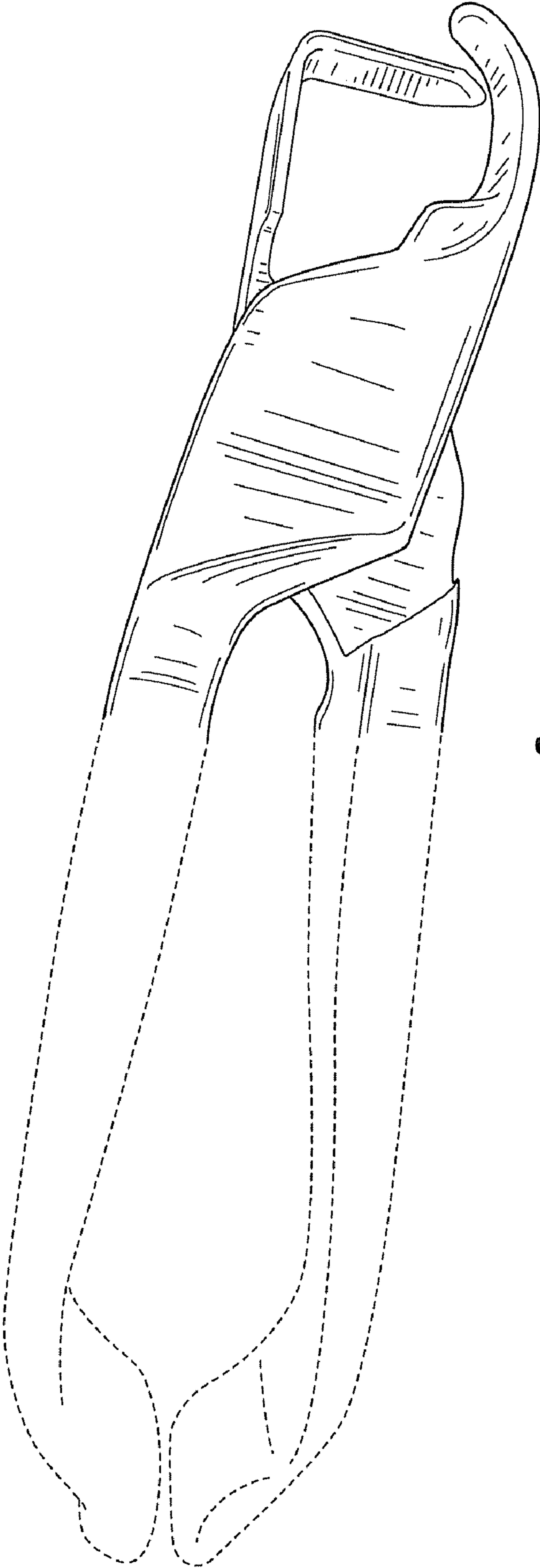


FIG. 8

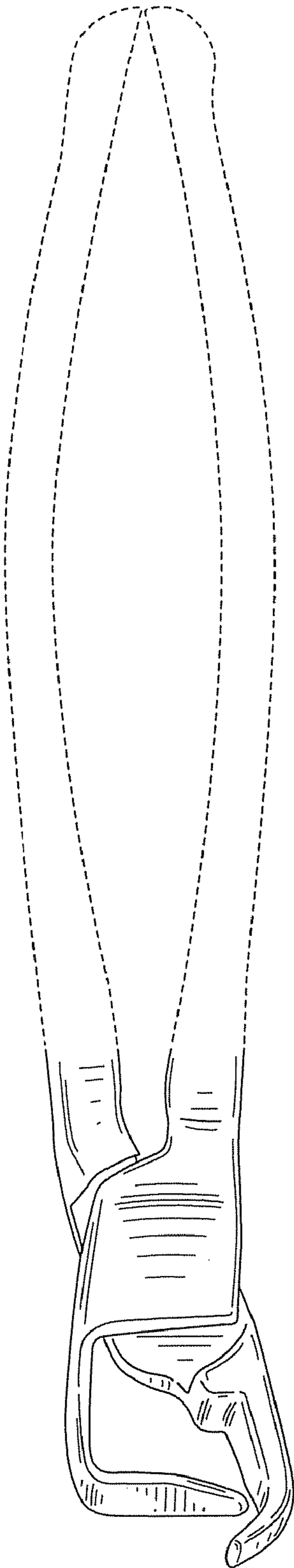


FIG. 9

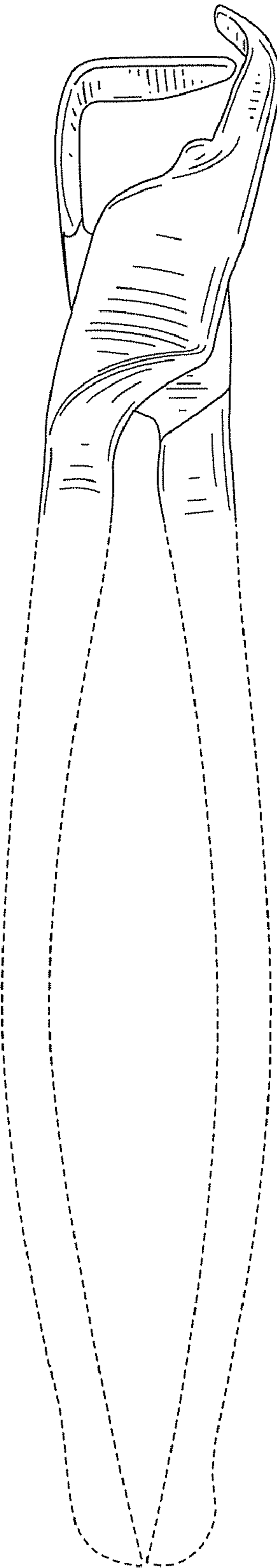


FIG. 10




FIG. 11

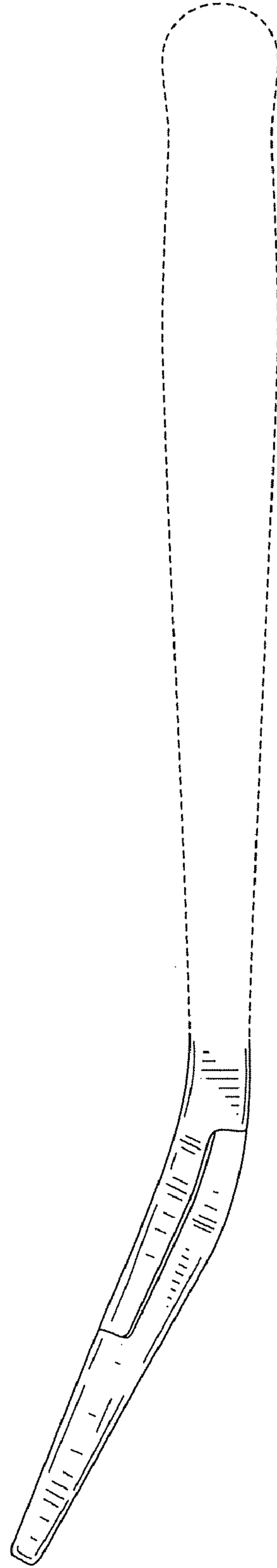


FIG. 12

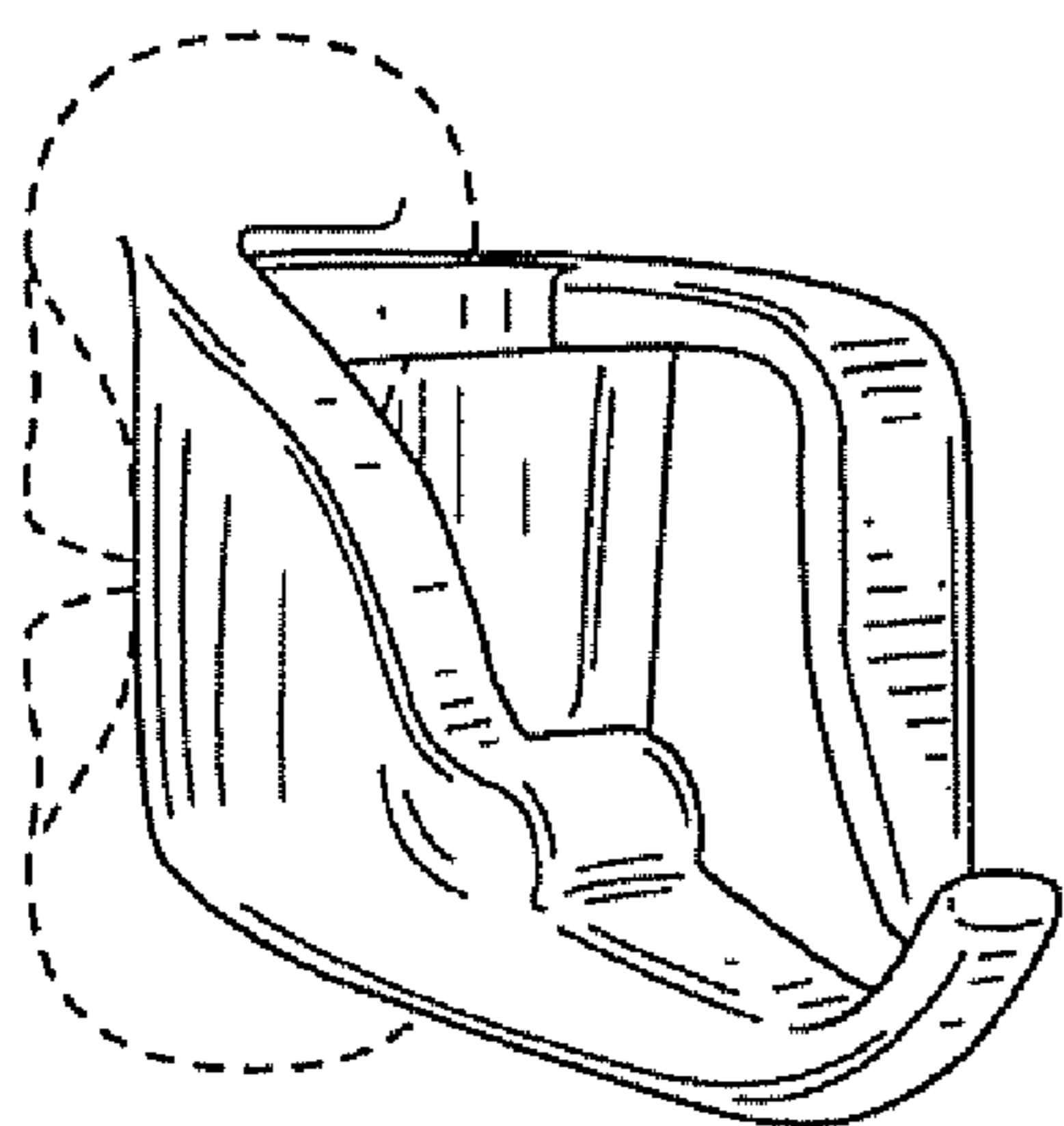


FIG. 13

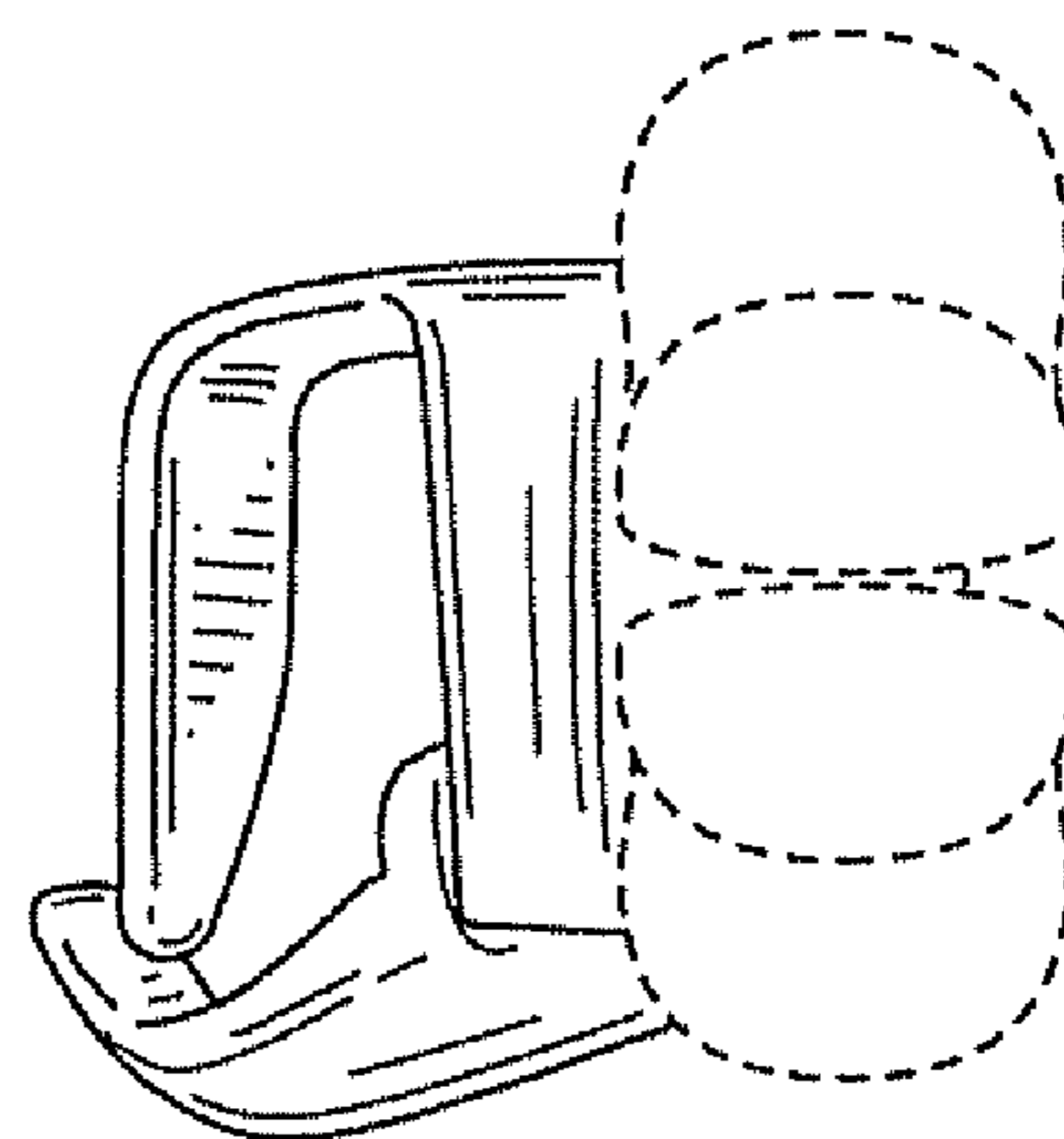


FIG. 14