



US00D636873S

(12) **United States Design Patent**
Palmer et al.

(10) **Patent No.:** **US D636,873 S**
(45) **Date of Patent:** **** Apr. 26, 2011**

- (54) **FINDER TUBE FOR A SURGICAL INSTRUMENT**
- (75) Inventors: **Andrew K. Palmer**, East Syracuse, NY (US); **Dale Dellacqua**, Bloomington, IN (US); **Jeffrey A. Farris**, Berne, IN (US)
- (73) Assignee: **Del Palma Orthopedics, LLC**, Columbia City, IN (US)
- (**) Term: **14 Years**
- (21) Appl. No.: **29/341,354**
- (22) Filed: **Aug. 4, 2009**
- (51) **LOC (9) Cl.** **24-02**
- (52) **U.S. Cl.** **D24/146**
- (58) **Field of Classification Search** D24/133, D24/143-147; 606/160, 167, 184, 185, 37, 606/45, 50, 86 A, 104, 170
See application file for complete search history.

- D590,945 S * 4/2009 Berberich D24/146
- 2007/0106295 A1 * 5/2007 Garrison et al. 606/50
- 2009/0018568 A1 * 1/2009 Bacher 606/170
- 2009/0163963 A1 * 6/2009 Berrevoets 606/86 A
- * cited by examiner

Primary Examiner — Freda S Nunn
(74) *Attorney, Agent, or Firm* — John W. Boger; Heslin Rothenberg Farley & Mesiti P.C.

(57) **CLAIM**
The ornamental design for a finder tube for a surgical instrument, as shown and described.

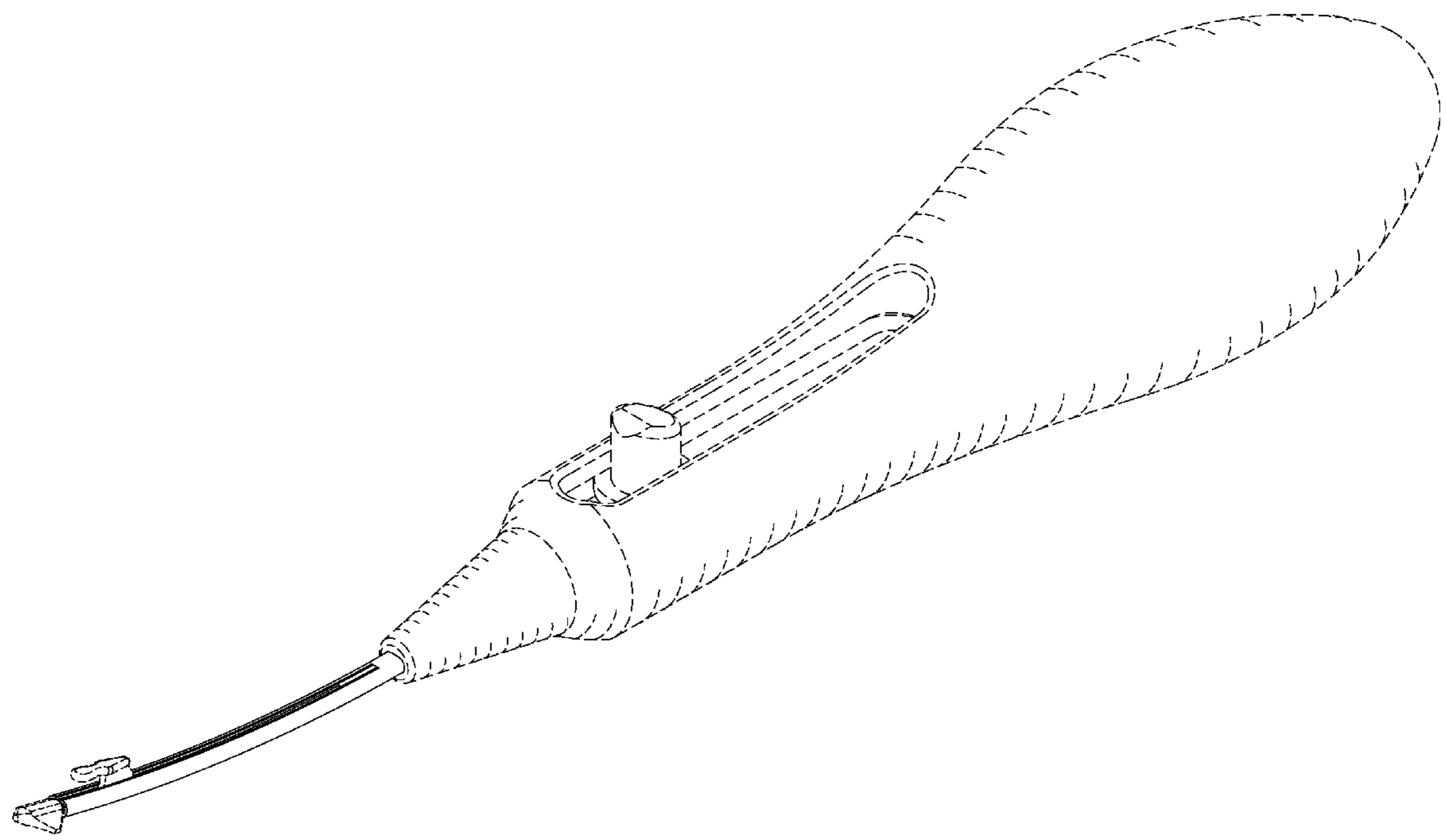
DESCRIPTION
FIG. 1 is a perspective view of a finder tube for a surgical instrument, comprising the new design;
FIG. 2 is a left side elevational view of the design of FIG. 1, where the right side elevational view is a mirror image thereof;
FIG. 3 is a top view of the design of FIG. 1;
FIG. 4 is a bottom view of the design of FIG. 1;
FIG. 5 is a front elevational view of the design of FIG. 1; and,
FIG. 6 is a back elevational view of the design of FIG. 1.
The broken lines immediately adjacent to the claimed areas represent the bounds of the claimed design while all other broken lines are directed to the environment and are shown for illustrative purposes only; the broken lines form no part of the claimed design.

1 Claim, 2 Drawing Sheets

(56) **References Cited**

U.S. PATENT DOCUMENTS

5,397,320	A *	3/1995	Essig et al.	606/37
D381,747	S *	7/1997	Kapoc et al.	D24/146
5,993,459	A *	11/1999	Larsen et al.	606/104
6,447,509	B1 *	9/2002	Bonnet et al.	606/45
D483,870	S *	12/2003	Scheller et al.	D24/146
D525,361	S *	7/2006	Hushka	D24/143
D538,425	S *	3/2007	Awh	D24/133
D546,948	S *	7/2007	Huttner	D24/147
7,303,561	B2 *	12/2007	Ouchi	606/45



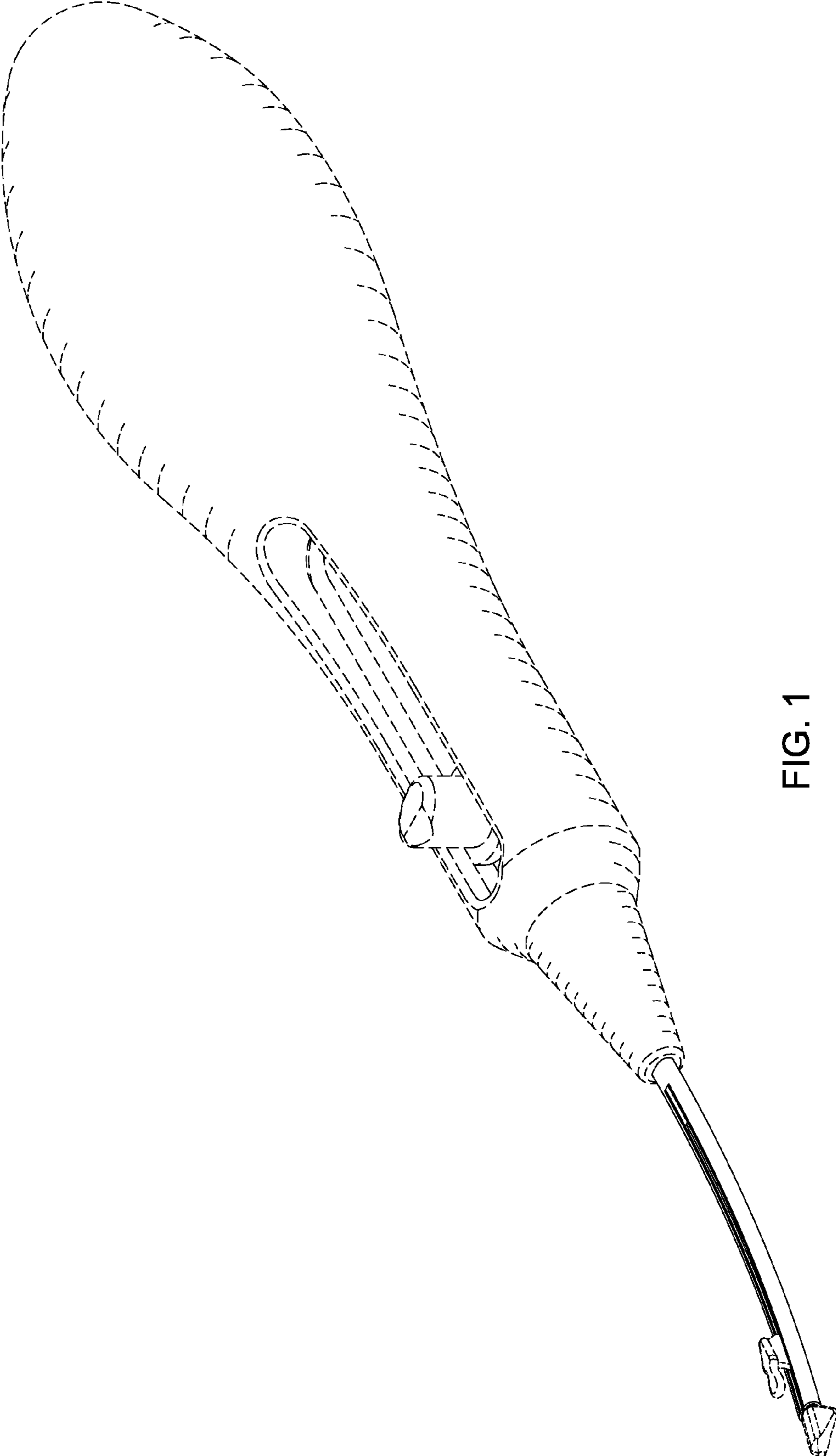


FIG. 1

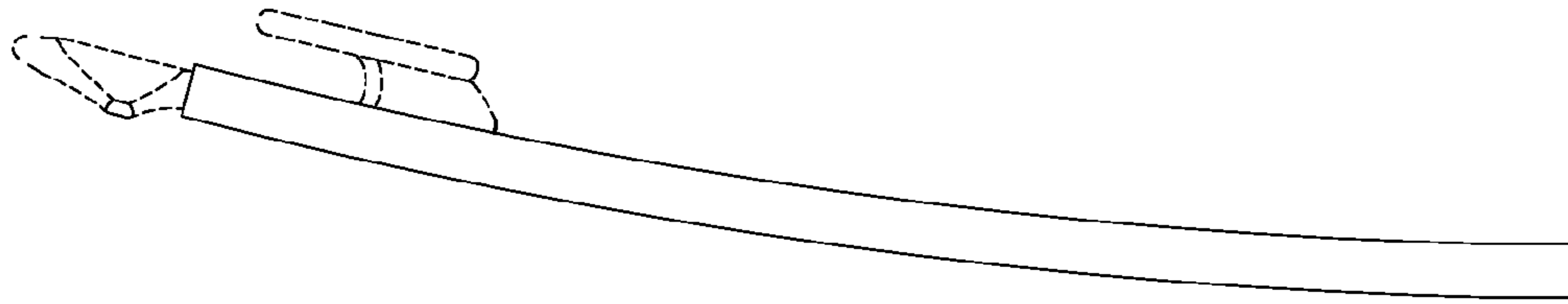


FIG. 2

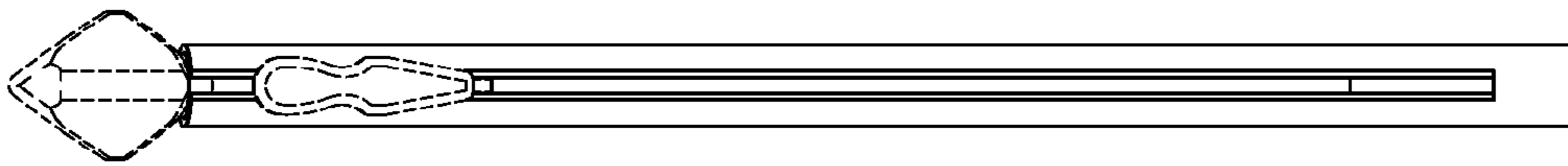


FIG. 3

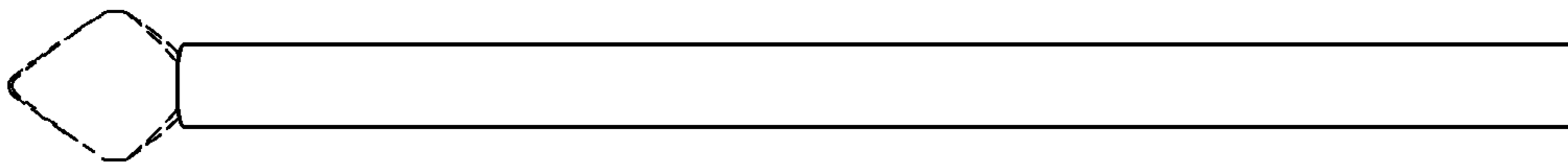


FIG. 4




FIG. 5

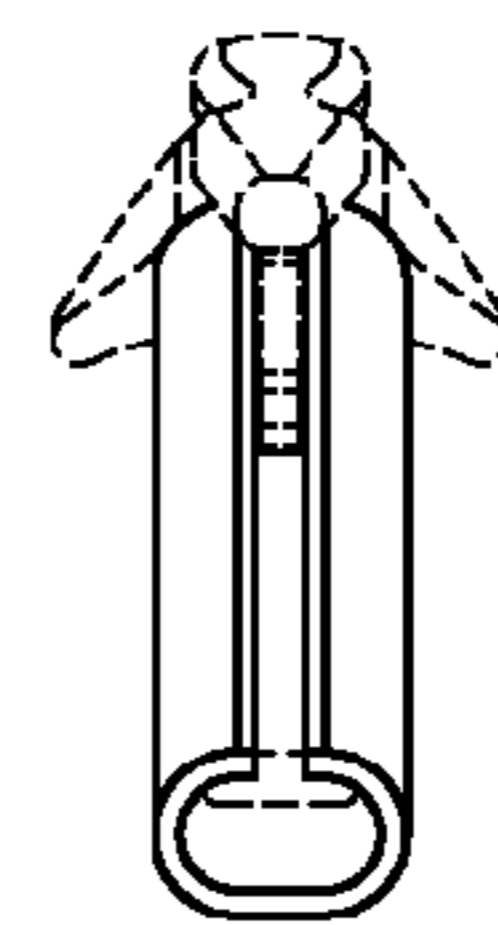


FIG. 6