



US00D636865S

(12) **United States Design Patent**  
**Vepuri**

(10) **Patent No.:** **US D636,865 S**

(45) **Date of Patent:** **\*\* Apr. 26, 2011**

(54) **PHARMACEUTICAL TABLET**

(75) Inventor: **Kalyan Vepuri**, Newtown, PA (US)

(73) Assignee: **KVK-Tech, Inc.**, Newtown, PA (US)

(\*\*) Term: **14 Years**

(21) Appl. No.: **29/370,714**

(22) Filed: **Aug. 25, 2010**

(51) **LOC (9) Cl.** ..... **28-01**

(52) **U.S. Cl.** ..... **D24/103**

(58) **Field of Classification Search** ..... D24/100-104;  
D28/8.1, 8.2, 6; 424/451-462, 464-483  
See application file for complete search history.

(56) **References Cited**

U.S. PATENT DOCUMENTS

D56,478 S *	10/1920	Shores	.....	D24/103
D225,992 S *	1/1973	Langauer	.....	D24/103
D297,575 S *	9/1988	Yates	.....	D24/103
D298,061 S *	10/1988	Flury et al.	.....	D24/103
D304,626 S *	11/1989	Contractor et al.	.....	D24/102
D408,910 S *	4/1999	Lundbom et al.	.....	D24/101
D430,285 S *	8/2000	Chen et al.	.....	D24/101
D437,407 S *	2/2001	Burrows	.....	D24/101

D459,798 S *	7/2002	Desesquelle et al.	.....	D24/101
D564,086 S *	3/2008	Nielsen et al.	.....	D24/101
D612,478 S *	3/2010	Karolak et al.	.....	D24/101

\* cited by examiner

*Primary Examiner* — Charles A Rademaker

(74) *Attorney, Agent, or Firm* — Armand M. Vozzo, Jr.

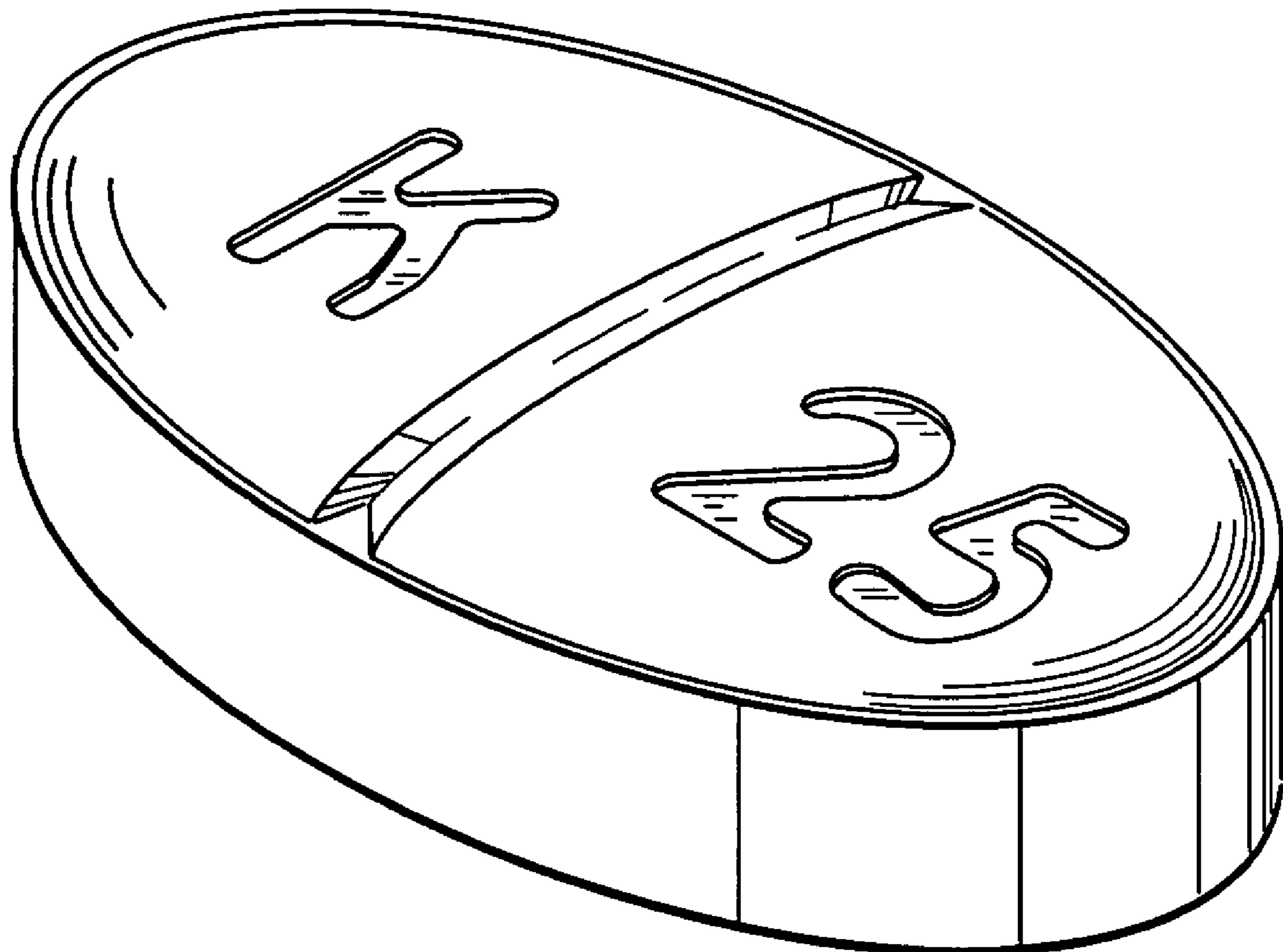
(57) **CLAIM**

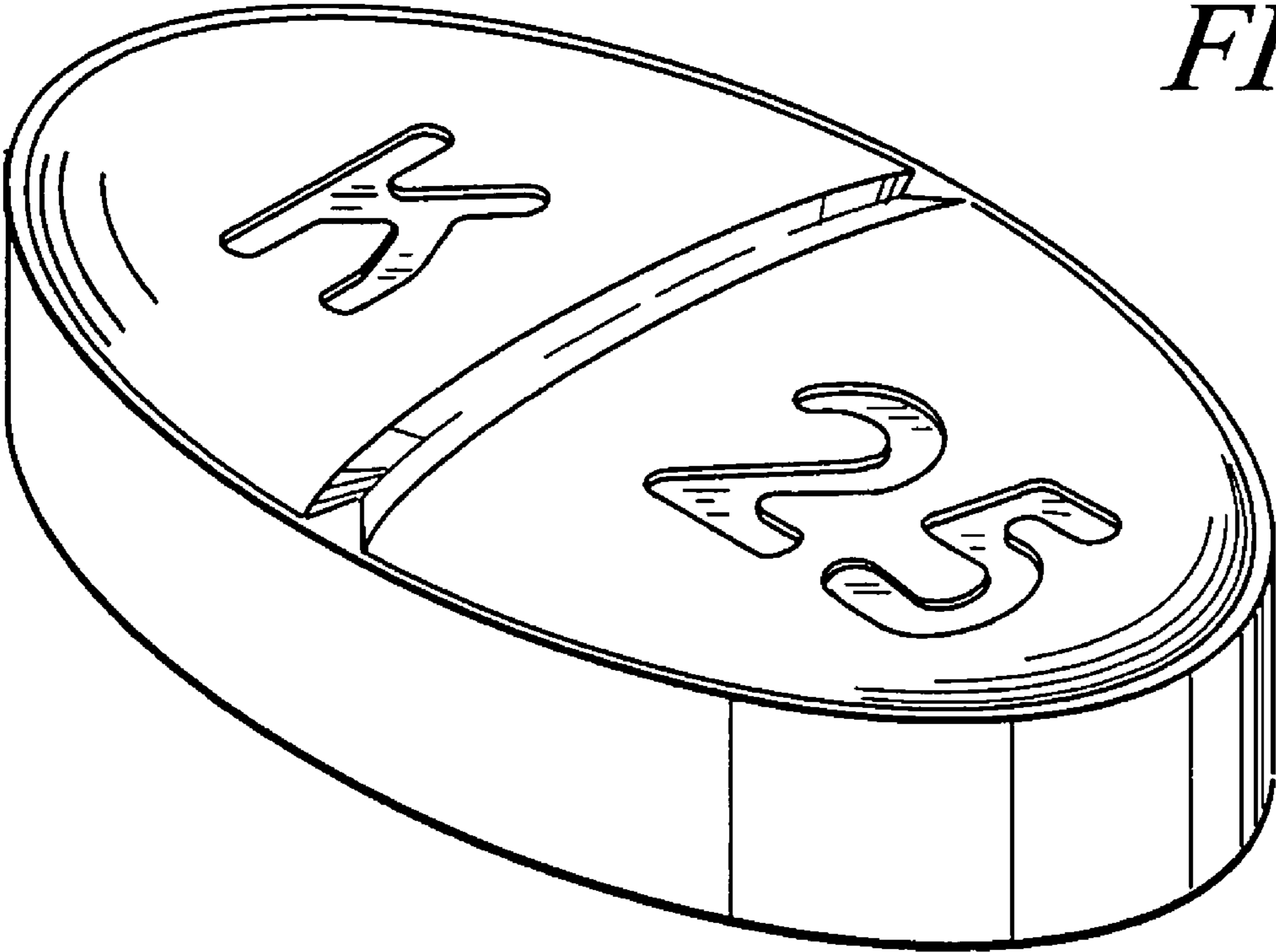
The ornamental design for a pharmaceutical tablet, as shown and described.

**DESCRIPTION**


FIG. 1 is a perspective view from above and one side of the pharmaceutical tablet showing my new design;  
 FIG. 2 is a top plan view thereof;  
 FIG. 3 is a bottom plan view thereof;  
 FIG. 4 is a front elevational view of the pharmaceutical tablet of FIG. 1 with the top thereof upwardly facing;  
 FIG. 5 is a rear elevational view of the pharmaceutical tablet of FIG. 1 with the top thereof downwardly facing;  
 FIG. 6 is a side elevational view of the pharmaceutical tablet with the top facing left; and,  
 FIG. 7 is a further side elevational view of the pharmaceutical tablet opposite from that of FIG. 6 and with the top facing right.

**1 Claim, 3 Drawing Sheets**






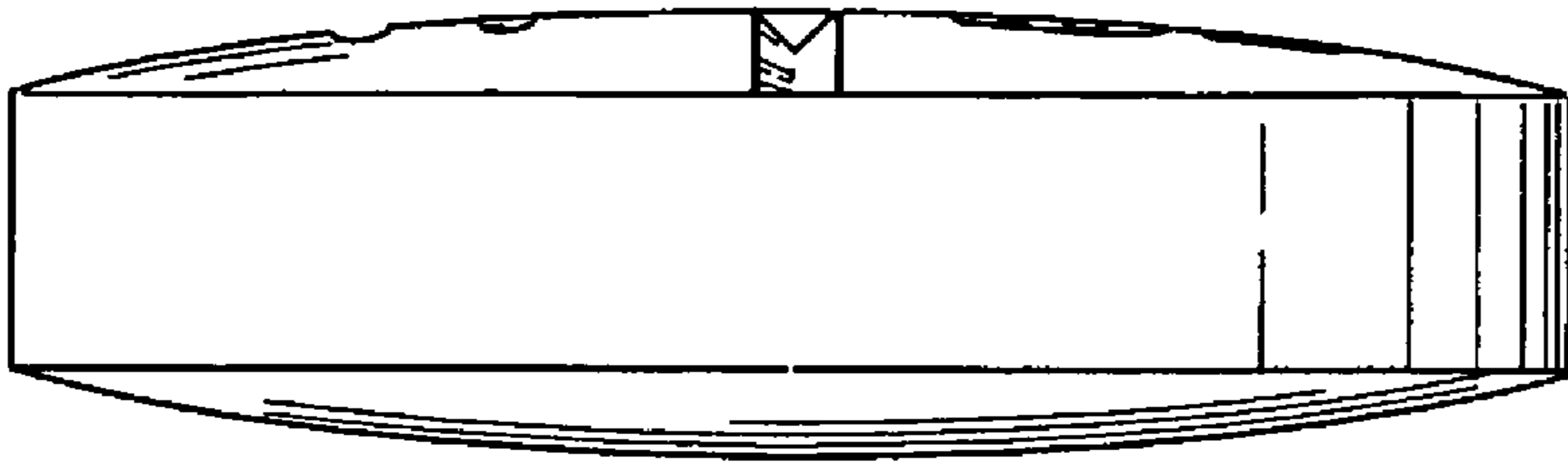
*FIG. 1*



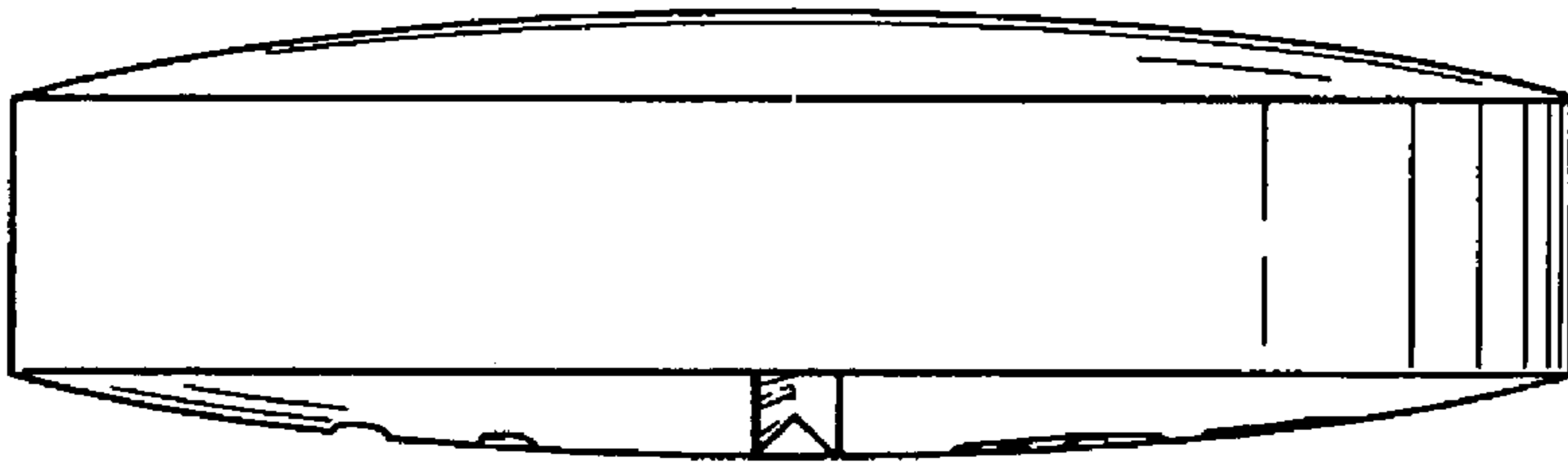
*FIG. 2*



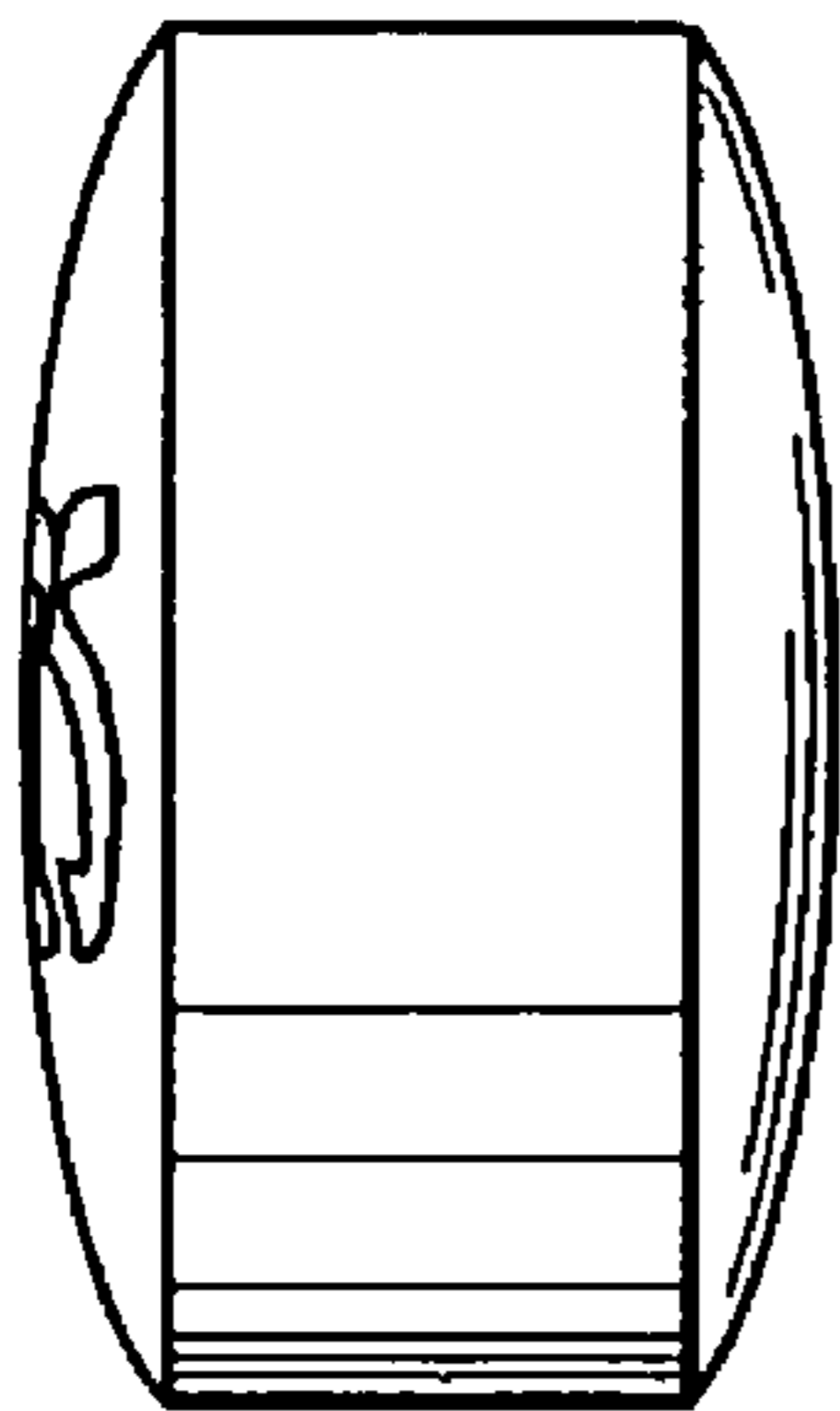
*FIG. 3*



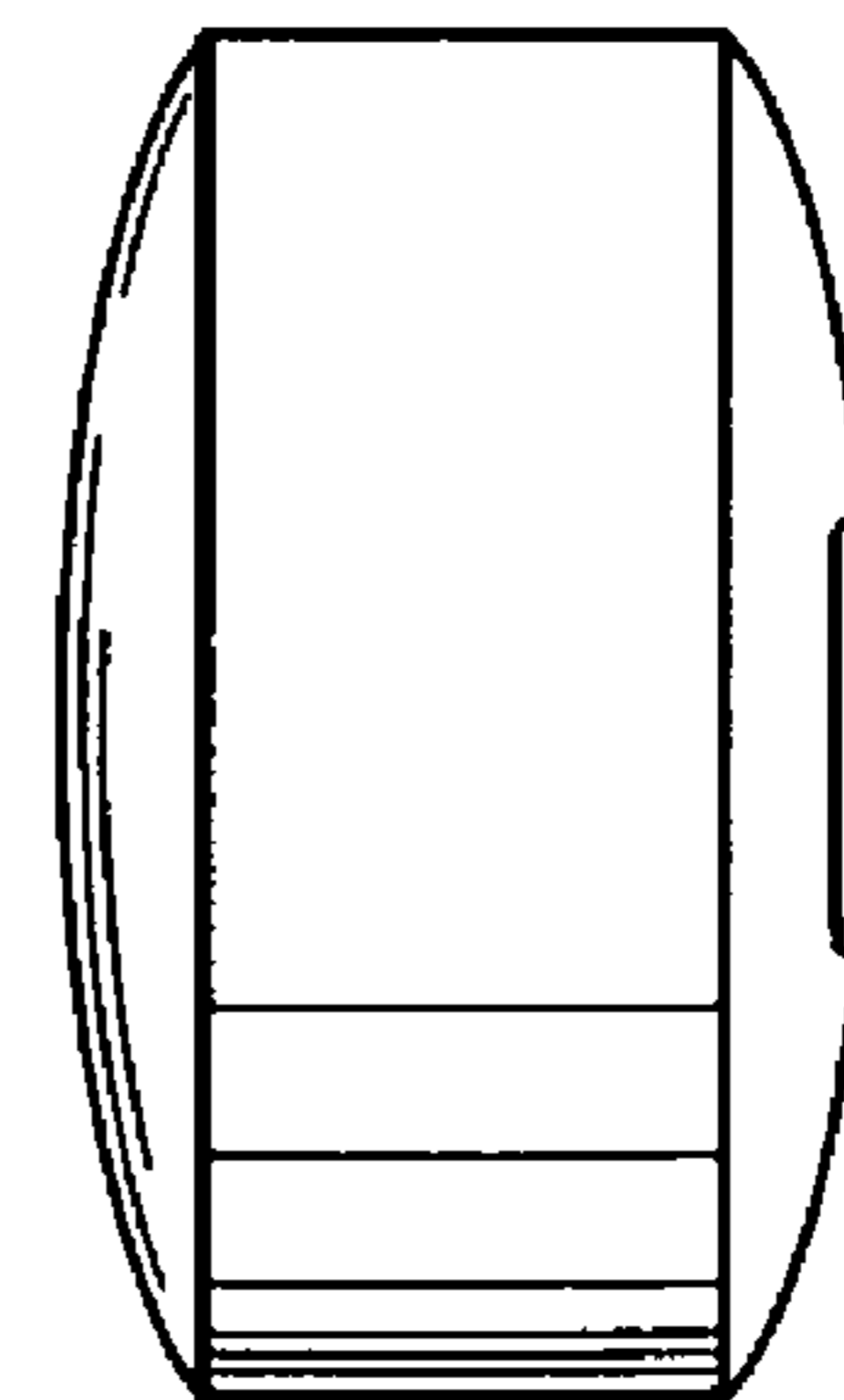
*FIG. 4*



*FIG. 5*



*FIG. 6*



*FIG. 7*