



US00D636857S

(12) **United States Design Patent**
Jacques et al.

(10) **Patent No.:** **US D636,857 S**

(45) **Date of Patent:** **** Apr. 26, 2011**

(54) **PANEL OF A TANKLESS WATER HEATER**

(75) Inventors: **Christopher J. Jacques**, Barrington, NH (US); **Craig Carlson**, Andover, MA (US); **Andrew Hodsdon**, Berwick, ME (US)

(73) Assignee: **Laars Heating Systems Company**, Rochester, NH (US)

(**) Term: **14 Years**

(21) Appl. No.: **29/376,266**

(22) Filed: **Oct. 5, 2010**

(51) **LOC (9) Cl.** **23-03**

(52) **U.S. Cl.** **D23/320**

(58) **Field of Classification Search** D23/314,
D23/332, 335-350, 378, 370, 381, 354, 351,
D23/386, 333, 328, 353, 361, 385, 417, 357,
D23/334, 355, 359, 362, 366, 320, 319, 318;
392/365, 367, 424, 383, 411, 360, 369, 373-376;
126/183, 110 B, 91 A, 92 A, 500, 544, 547;
431/125; D99/29

See application file for complete search history.

(56) **References Cited**

U.S. PATENT DOCUMENTS

D501,544 S * 2/2005 Smith et al. D23/329
D502,253 S * 2/2005 Smith et al. D23/329
D502,254 S * 2/2005 Smith et al. D23/329

D509,184 S * 9/2005 Schuttler et al. D13/110
D615,036 S * 5/2010 Liu et al. D13/110
D619,689 S * 7/2010 Bartlett et al. D23/329
D623,280 S * 9/2010 Bartlett et al. D23/329

* cited by examiner

Primary Examiner — T. Chase Nelson

Assistant Examiner — Ania K Dworzecka

(74) *Attorney, Agent, or Firm* — RatnerPrestia

(57) **CLAIM**

The ornamental design for a panel of a tankless water heater, as shown and described.

DESCRIPTION

FIG. 1 is a perspective view from the top, front, left corner of a panel of a tankless water heater;

FIG. 2 is a front elevation view of the panel of the tankless water heater of FIG. 1;

FIG. 3 is an elevation view from the right side of the panel of the tankless water heater of FIG. 1;

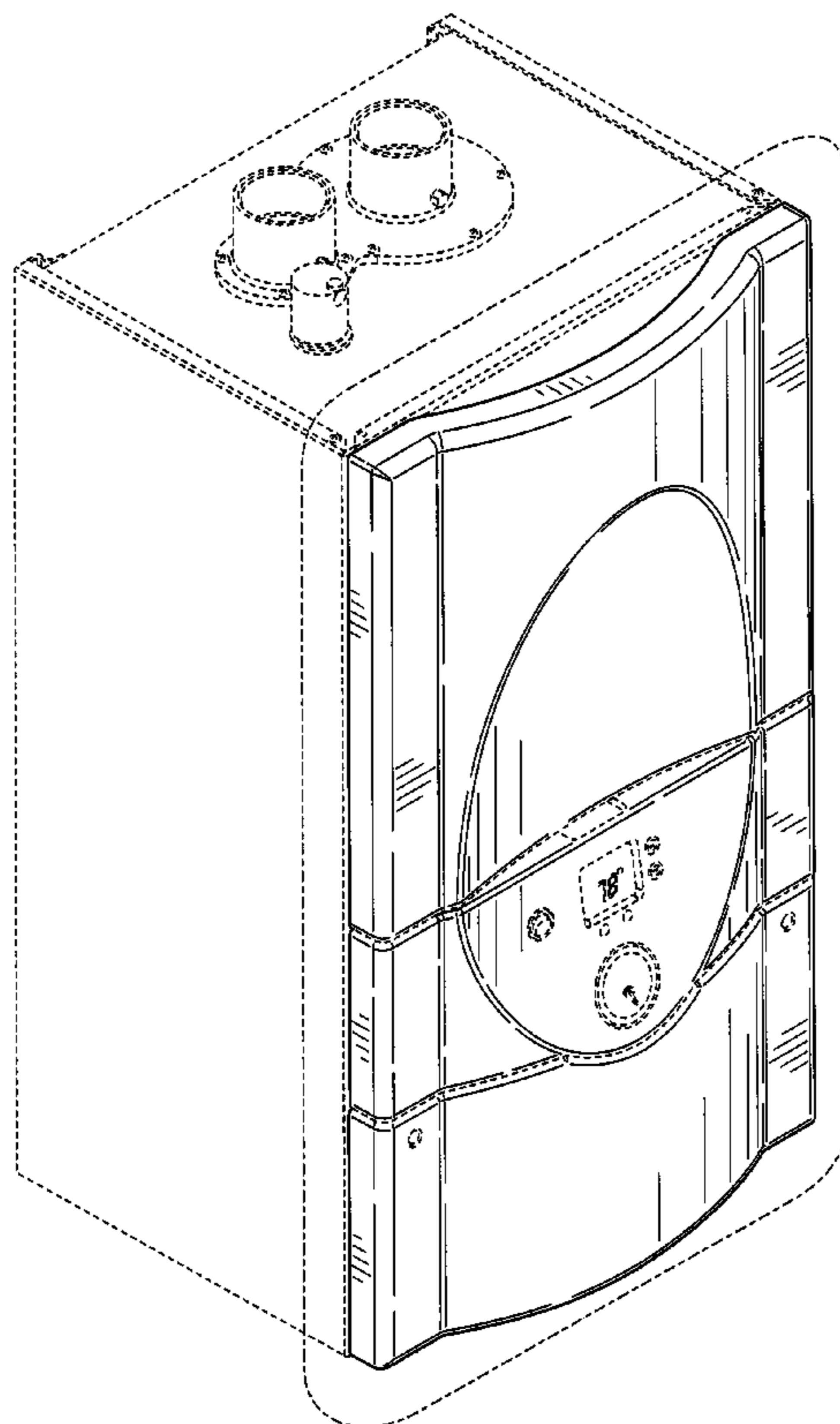
FIG. 4 is an elevation view from the left side of the panel of the tankless water heater of FIG. 1;

FIG. 5 is a bottom plan view of the panel of the tankless water heater of FIG. 1; and,

FIG. 6 is a top plan view of the panel of the tankless water heater of FIG. 1.

The broken lines are for illustration only and form no part of the claimed design.

1 Claim, 4 Drawing Sheets



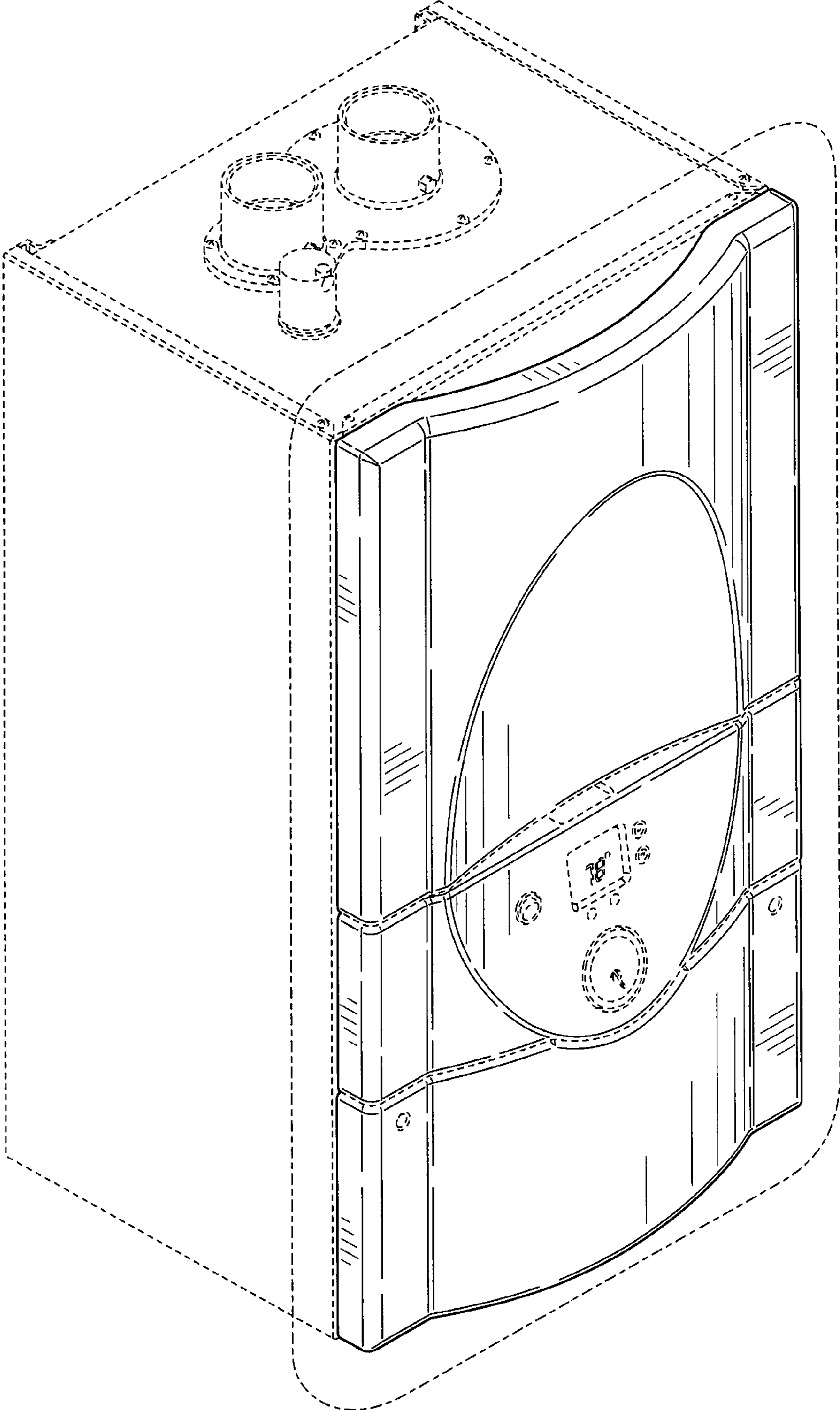


FIG. 1

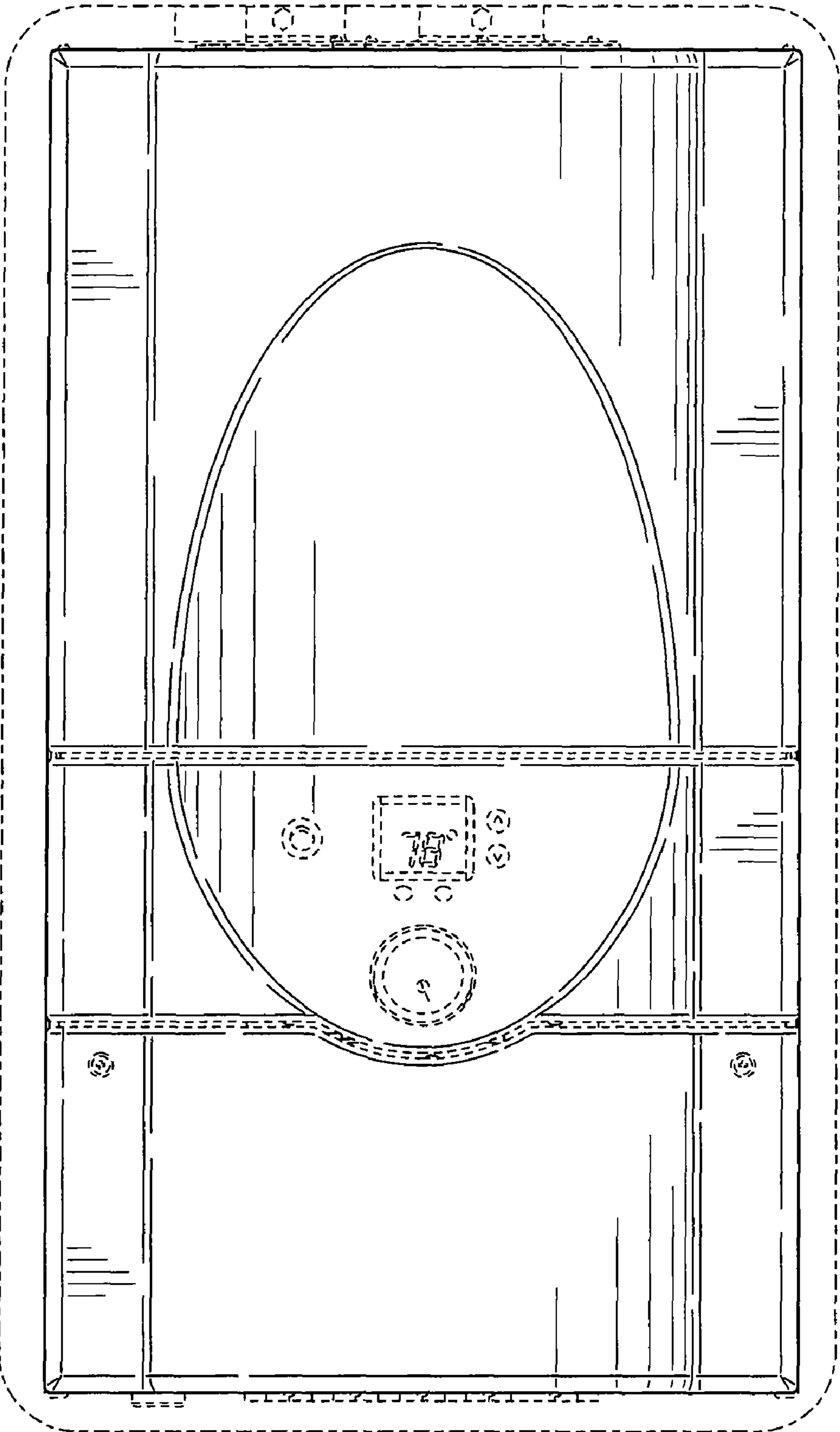


FIG. 2

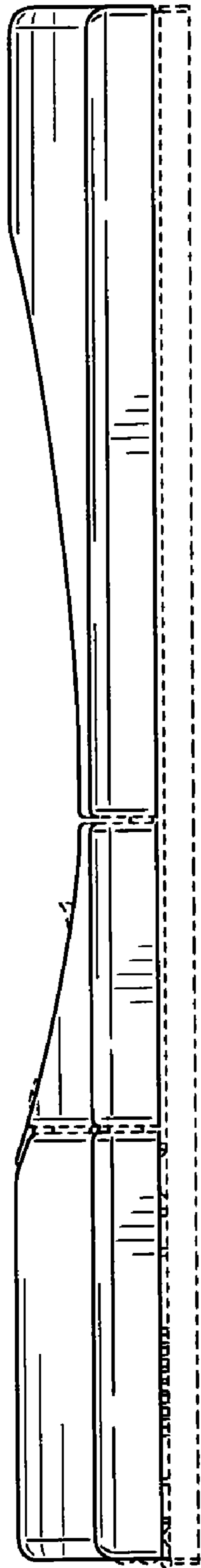


FIG. 3

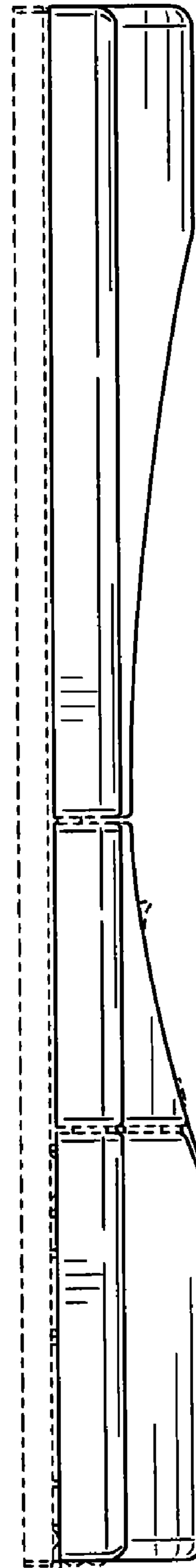


FIG. 4

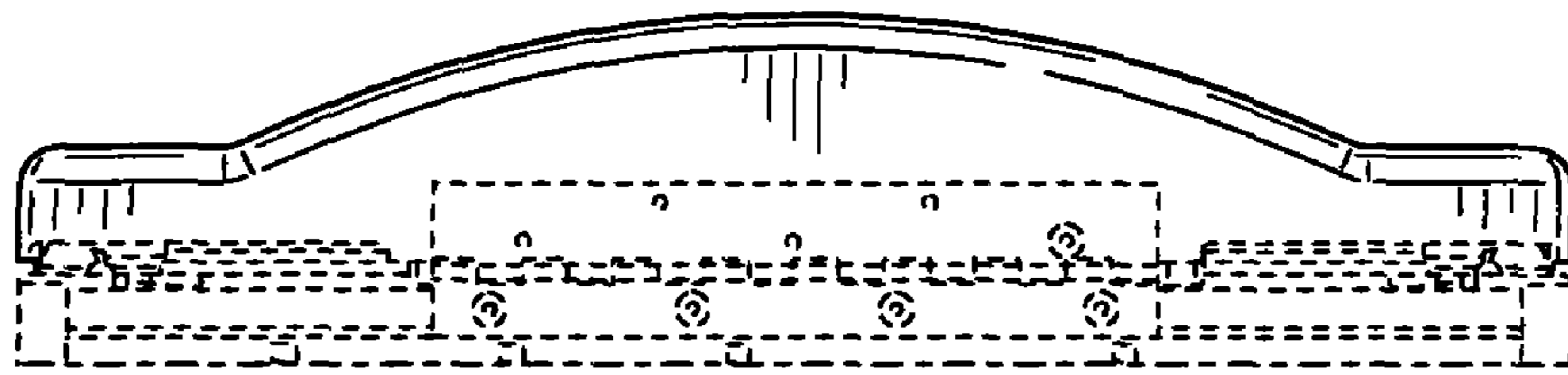


FIG. 5

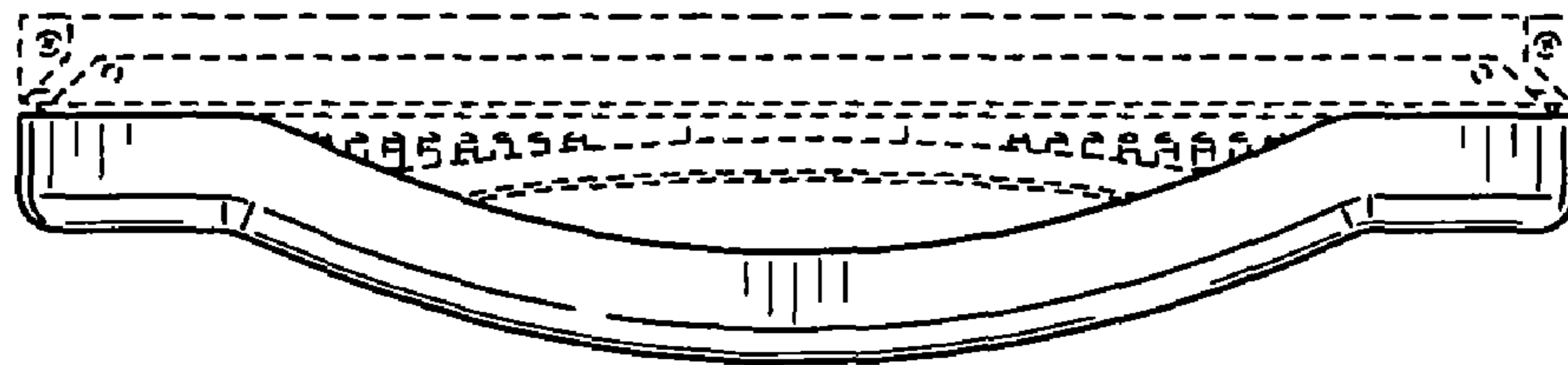


FIG. 6