



US00D636854S

(12) **United States Design Patent**
Dole et al.

(10) **Patent No.:** **US D636,854 S**
(45) **Date of Patent:** **** Apr. 26, 2011**

- (54) **PIPE COUPLING SEGMENT**
- (75) Inventors: **Douglas R. Dole**, Whitehouse Station, NJ (US); **Alan M. Yesavage**, Lenhartsville, PA (US)
- (73) Assignee: **Victaulic Company**, Easton, PA (US)
- (**) Term: **14 Years**
- (21) Appl. No.: **29/380,525**
- (22) Filed: **Dec. 7, 2010**

- D616,967 S 6/2010 Madara
- D616,968 S 6/2010 Bowman
- D618,313 S 6/2010 Madara
- D618,315 S 6/2010 Bowman
- D625,784 S * 10/2010 Bowman et al. D23/262
- D625,787 S * 10/2010 Bowman et al. D23/262
- D625,788 S * 10/2010 Madara et al. D23/262
- D626,200 S * 10/2010 Bowman et al. D23/262
- D626,201 S * 10/2010 Madara et al. D23/262
- D629,079 S * 12/2010 Dole et al. D23/262
- D629,083 S * 12/2010 Dole et al. D23/262
- D629,084 S * 12/2010 Dole et al. D23/262
- 2008/0048444 A1 2/2008 Porter

* cited by examiner

Related U.S. Application Data

- (62) Division of application No. 29/363,555, filed on Jun. 11, 2010, now Pat. No. Des. 629,081.
- (51) **LOC (9) Cl.** **23-01**
- (52) **U.S. Cl.** **D23/262**
- (58) **Field of Classification Search** D23/259-262; 239/428.5; 261/DIG. 22; D8/396; 285/1, 285/112, 179, 340, 367, 373, 404, 53, 915; 403/291, 300; 411/5, 10; 137/801
See application file for complete search history.

Primary Examiner — T. Chase Nelson
Assistant Examiner — Eric L Goodman
(74) *Attorney, Agent, or Firm* — Ballard Spahr, LLP

(57) **CLAIM**

We claim the ornamental design for a pipe coupling segment, as shown and described.

DESCRIPTION

FIG. 1 is an isometric view of our design for a pipe coupling segment;
FIG. 2 is a front view of the design for the pipe coupling segment shown in FIG. 1, the rear view being identical;
FIG. 3 is a top view of the design for the pipe coupling segment shown in FIG. 1;
FIG. 4 is a bottom view of the design for the pipe coupling segment shown in FIG. 1; and,
FIG. 5 is a left side view of the design for the pipe coupling segment shown in FIG. 1, the right side view being identical.
The broken lines shown in FIGS. 1 through 5 are for illustrative purposes only and form no part of the claimed design.

(56) **References Cited**

U.S. PATENT DOCUMENTS

- 1,851,574 A 3/1932 Fiederlein
- 1,905,324 A 4/1933 Waters
- D142,057 S 8/1945 Baxter
- 2,752,173 A 6/1956 Krooss
- 4,408,788 A 10/1983 Beukema
- 6,626,466 B1 9/2003 Dole
- 7,090,259 B2 8/2006 Dole
- 7,401,819 B2 7/2008 Gibb
- 7,591,055 B2 9/2009 Gibb

1 Claim, 2 Drawing Sheets

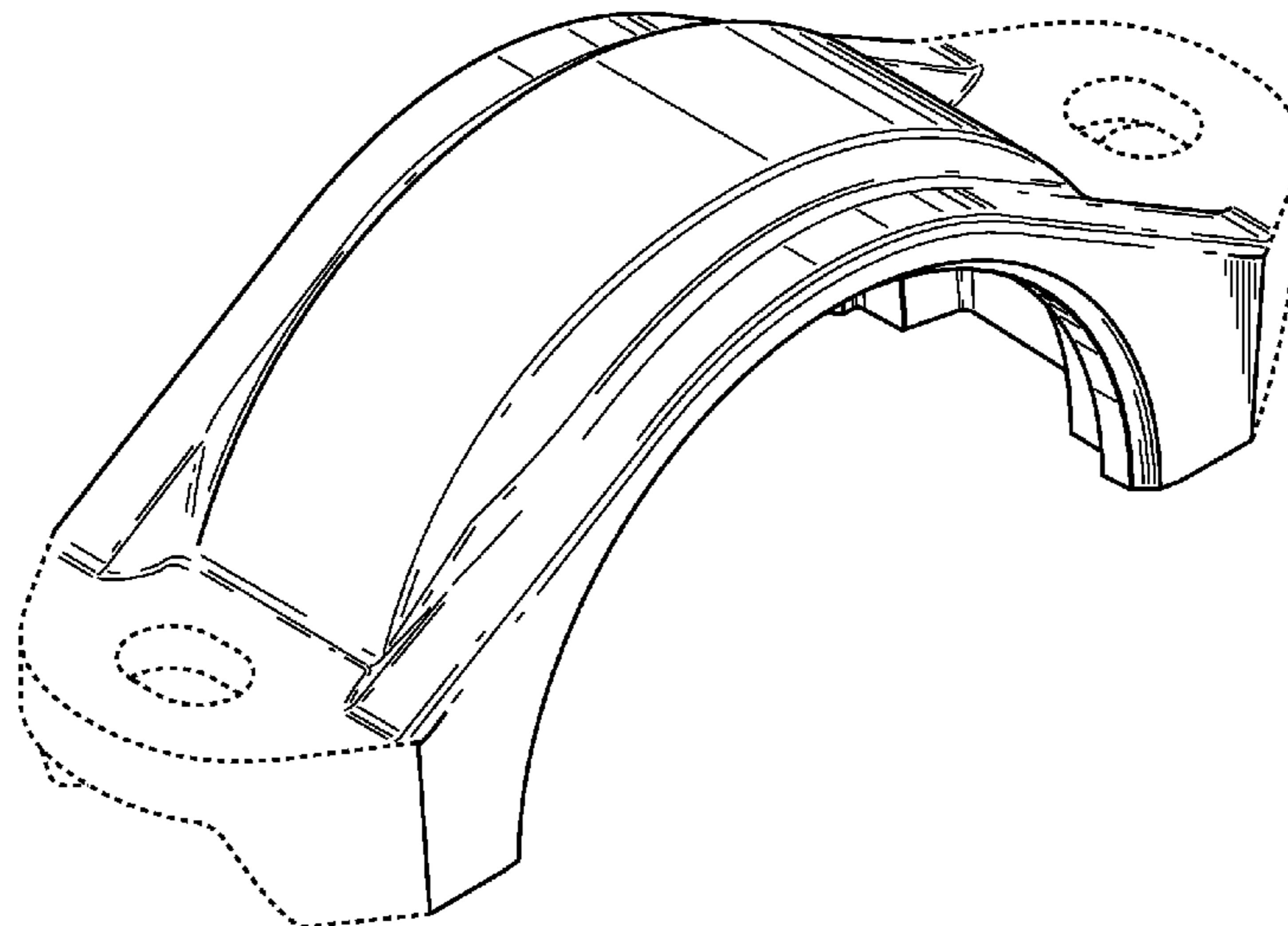


FIG.1

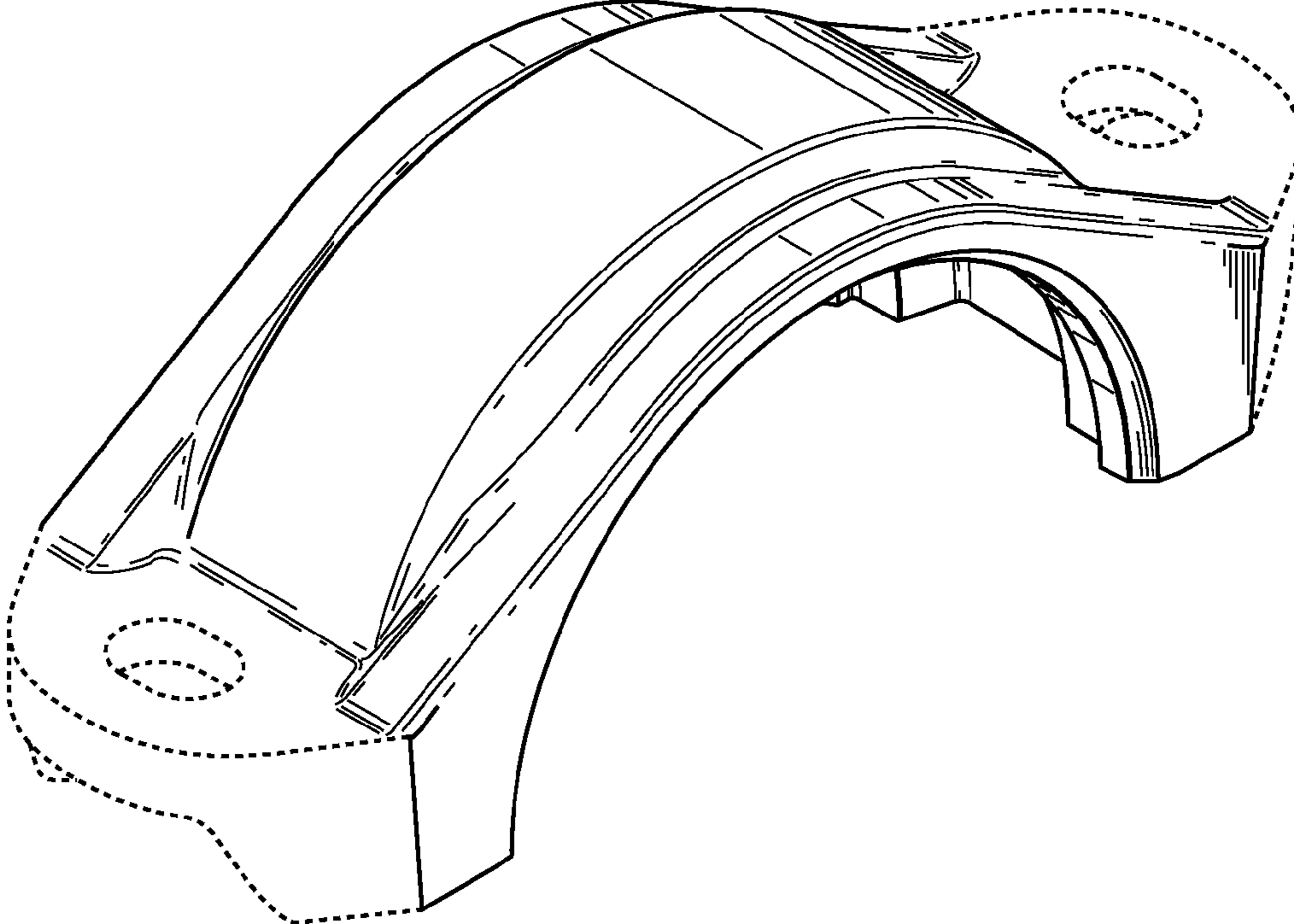


FIG.2

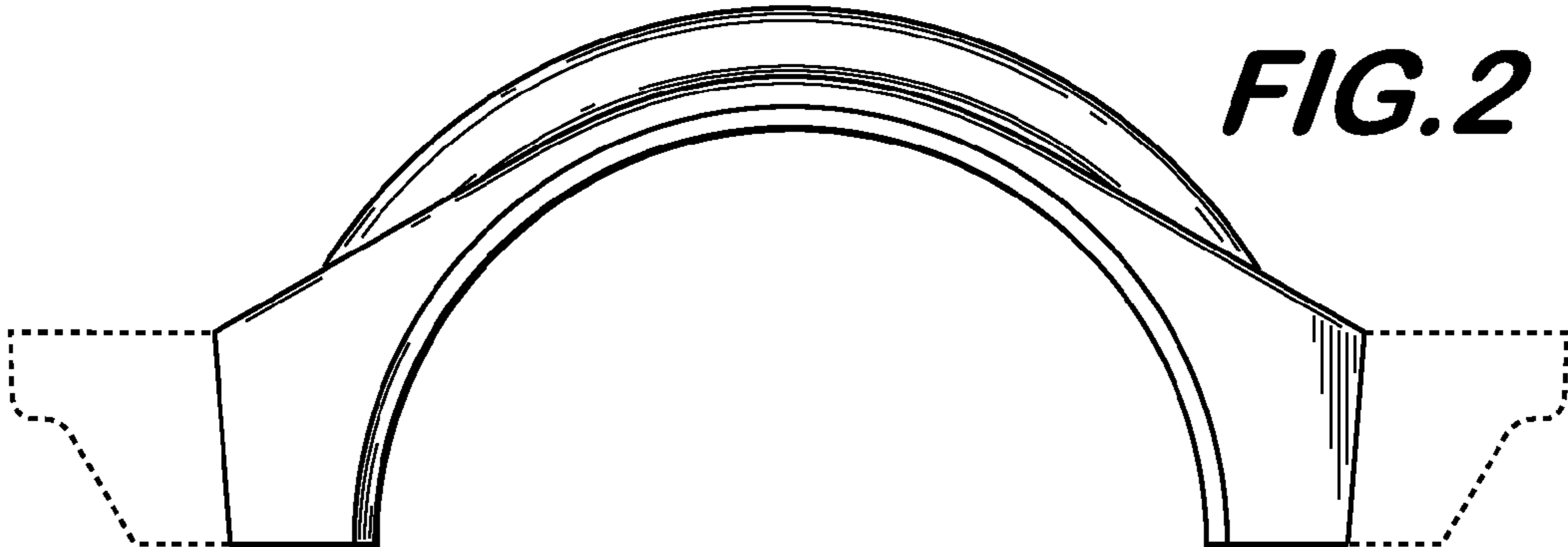


FIG.3

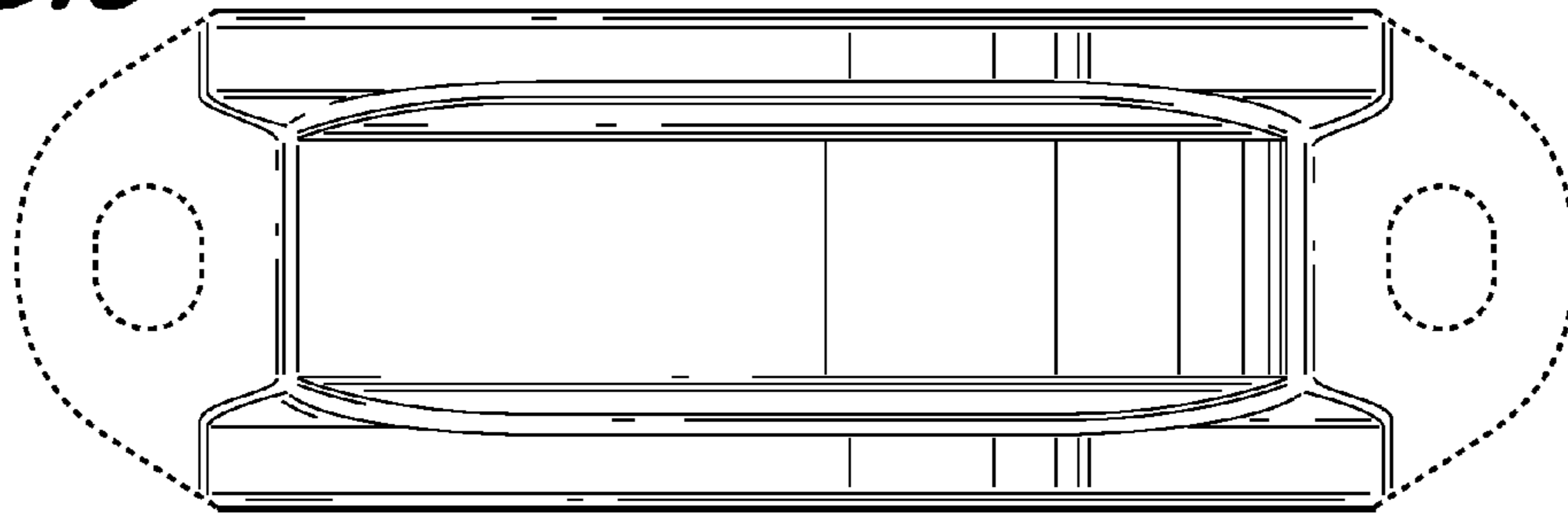


FIG.4

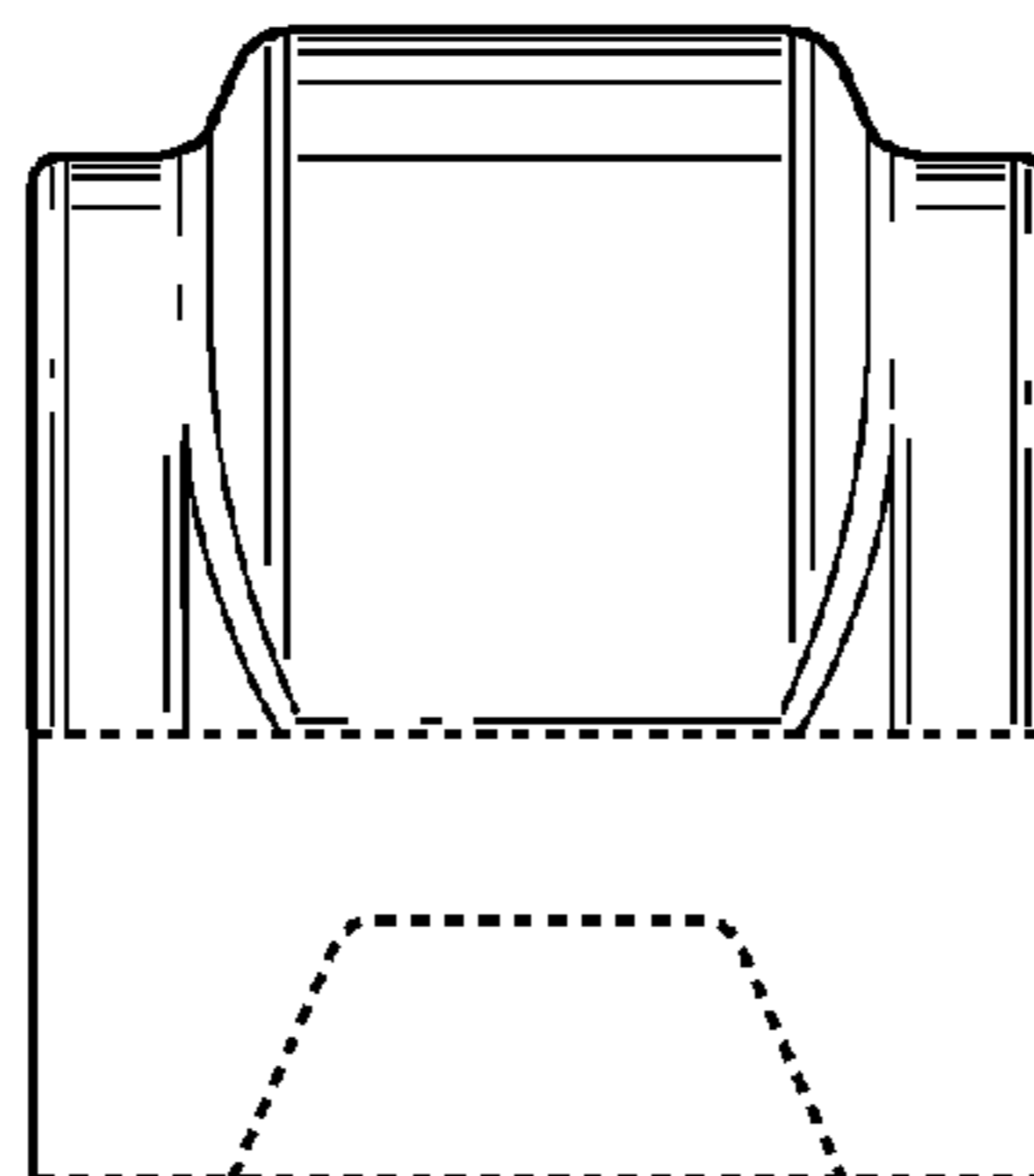
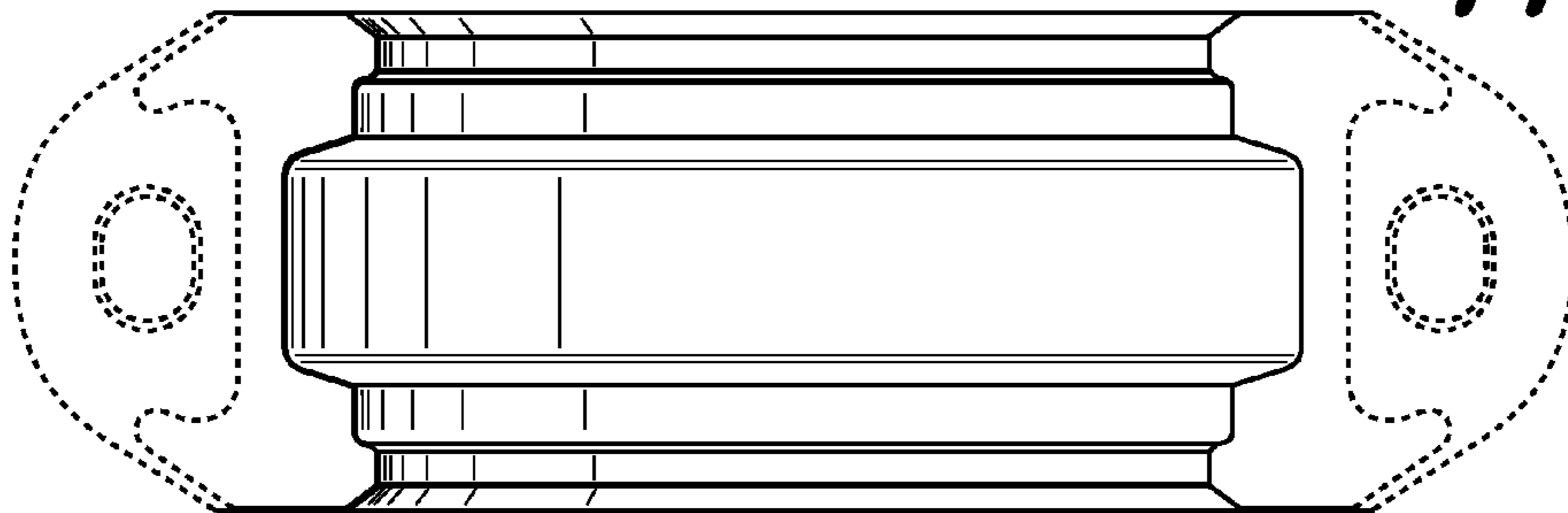


FIG.5