



US00D636823S

(12) **United States Design Patent**
Stambler

(10) **Patent No.:** **US D636,823 S**

(45) **Date of Patent:** **** Apr. 26, 2011**

(54) **FLASH CARD HOLDER**

(75) Inventor: **Kenneth L. Stambler**, Pittsgrove, NJ
(US)

(73) Assignee: **Specialty House of Creation, Inc.**,
Pittsgrove, NJ (US)

(**) Term: **14 Years**

(21) Appl. No.: **29/370,849**

(22) Filed: **Sep. 14, 2010**

(51) **LOC (9) Cl.** **21-01**

(52) **U.S. Cl.** **D21/394**

(58) **Field of Classification Search** D3/211;
D11/104; D19/60-62; D21/385-386, 392-396
See application file for complete search history.

6,009,048 A	12/1999	Raesz	
6,076,296 A	6/2000	Schaeffer	
D464,998 S	10/2002	Brookins	
D486,531 S	2/2004	Brookins	
D512,106 S	11/2005	Brookins	
D536,741 S	2/2007	Brookins	
D570,420 S	6/2008	Brookins	
D596,446 S *	7/2009	Nolan D7/354
D596,453 S *	7/2009	Nolan D7/354

* cited by examiner

Primary Examiner — Sandra Morris

(74) *Attorney, Agent, or Firm* — Marvin C. Gaer

(57) **CLAIM**

The ornamental design for a flash card holder, as shown and described.

DESCRIPTION

FIG. 1 is a front elevation view of the flash card holder showing my new design.

FIG. 2 is a rear elevation view thereof;

FIG. 3 is a left side elevation view thereof;

FIG. 4 is a right side elevation view thereof;

FIG. 5 is a top plan view thereof; and,


FIG. 6 is a bottom end view thereof.

1 Claim, 3 Drawing Sheets

(56) **References Cited**

U.S. PATENT DOCUMENTS

2,908,499 A *	10/1959	Drane	D11/104
D269,559 S *	7/1983	Sellares	D11/104
D311,274 S *	10/1990	Laury	D3/211
D361,516 S	8/1995	Peersmann		
D366,359 S	1/1996	Riedl		
5,560,603 A	10/1996	Seelig et al.		
5,590,880 A	1/1997	Flam		



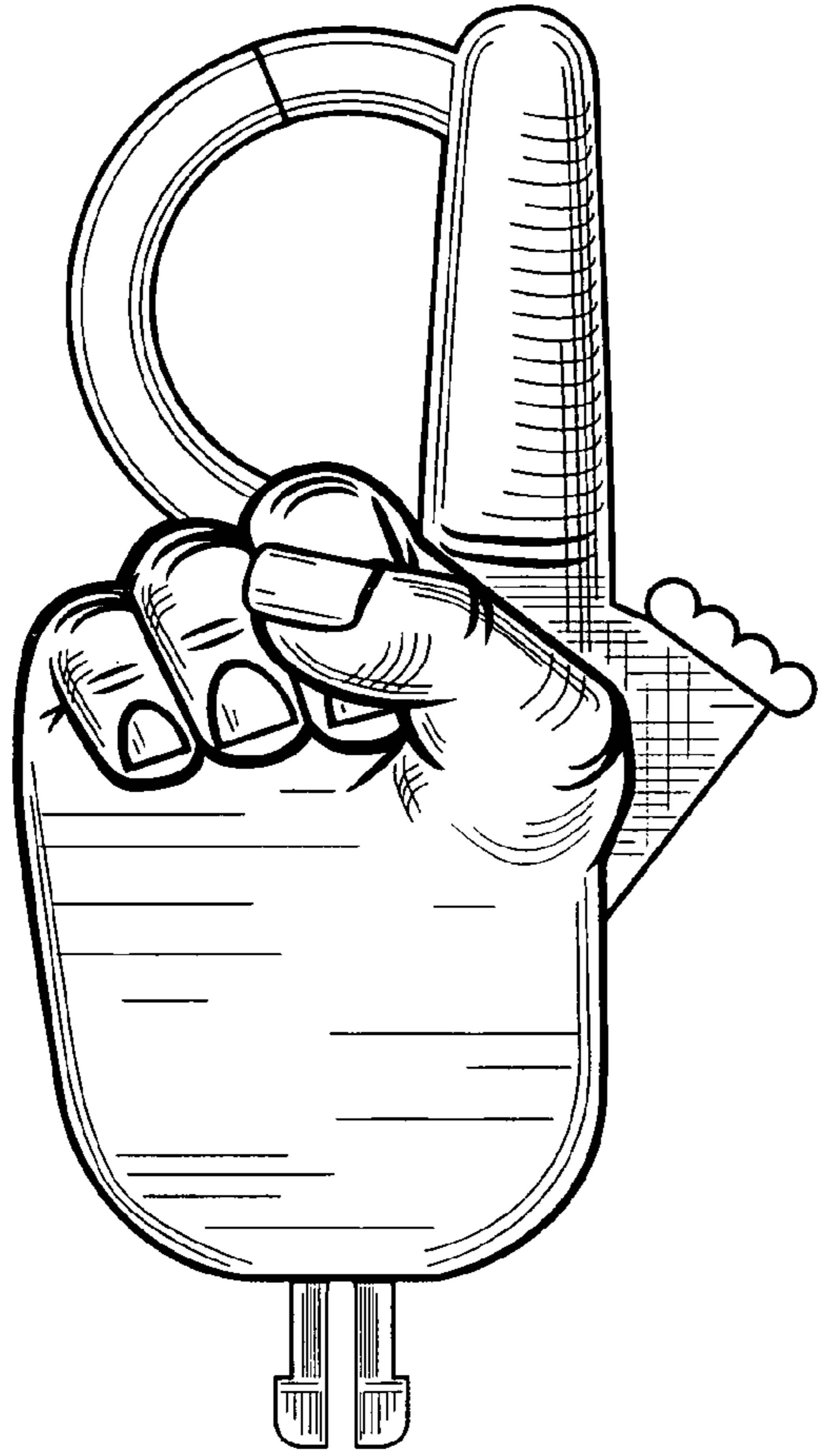


FIG. 1

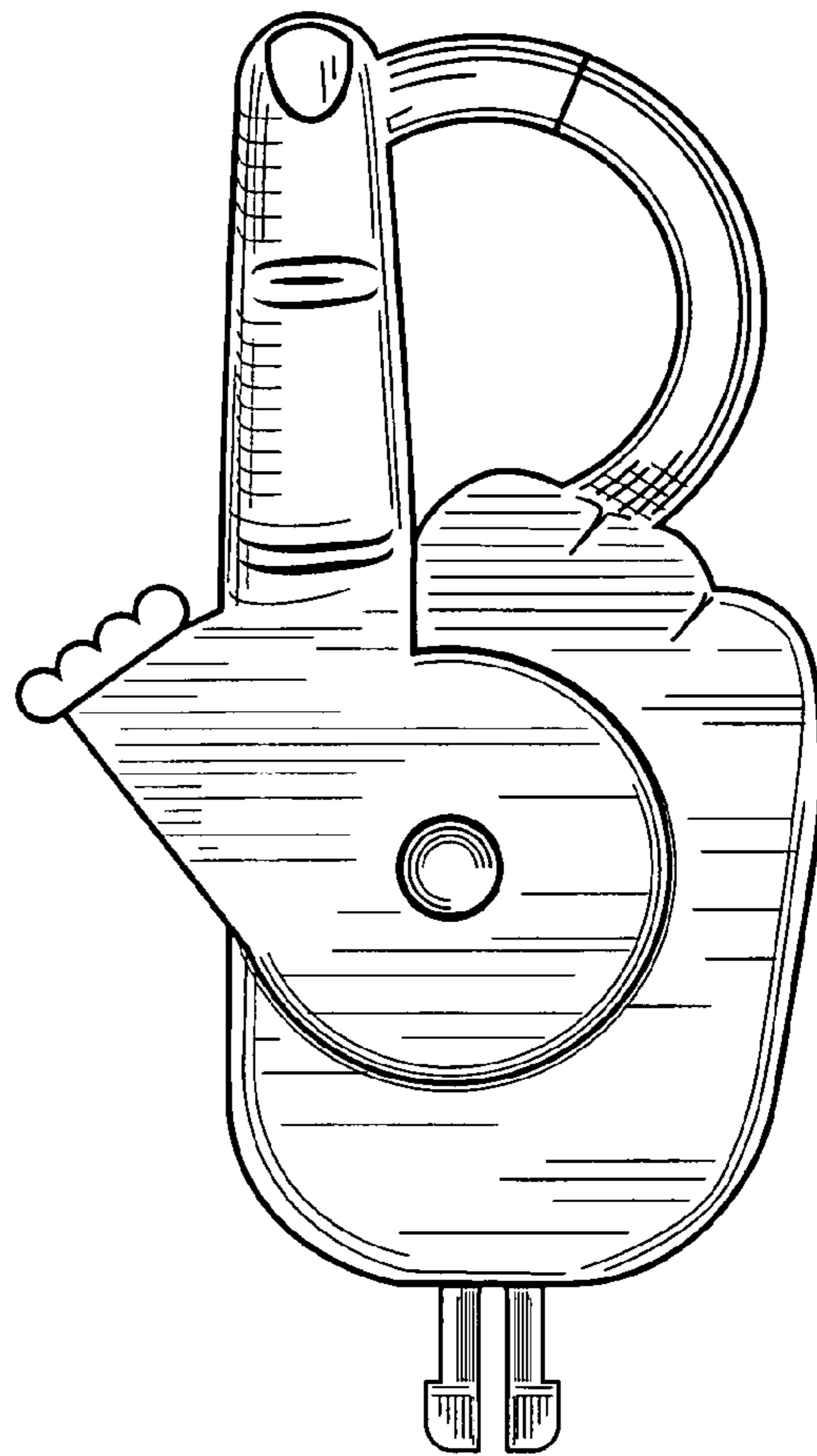


FIG. 2




FIG. 3




FIG. 4




FIG. 5

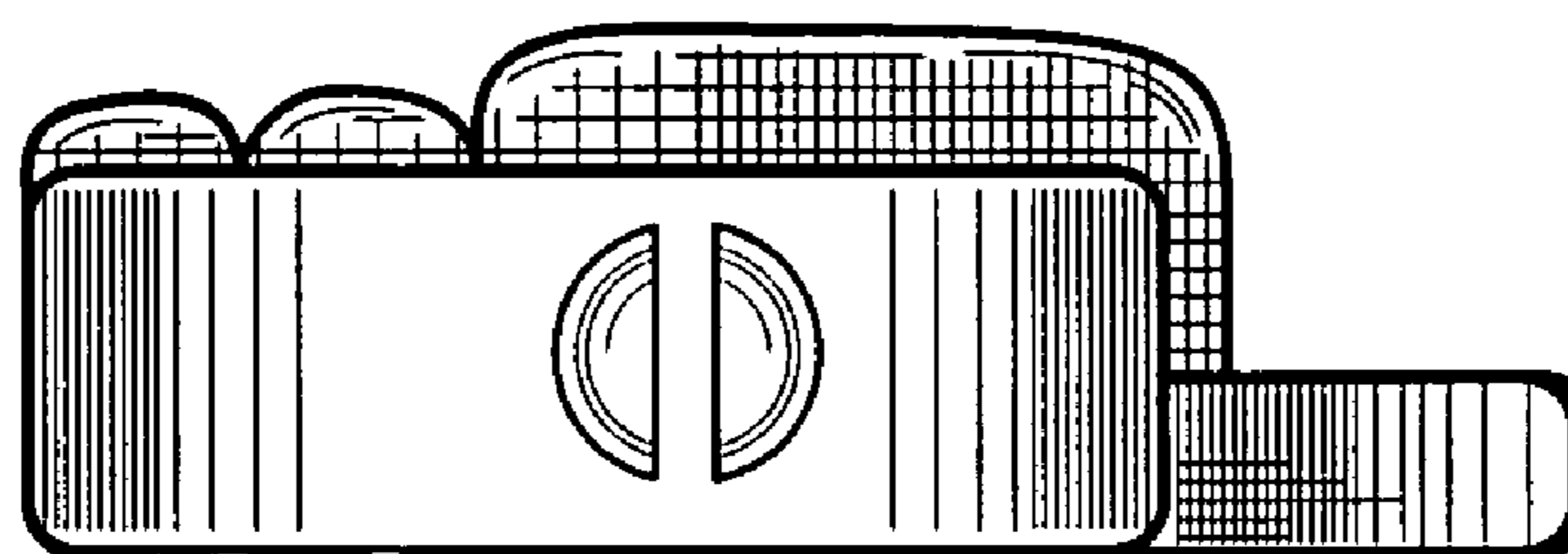


FIG. 6