

US00D636815S

(12) **United States Design Patent**
Prather

(10) **Patent No.:** **US D636,815 S**

(45) **Date of Patent:** **** Apr. 26, 2011**

(54) **GUITAR NOTE MAP**

(76) Inventor: **William E. Prather**, Littleton, CO (US)

(**) Term: **14 Years**

(21) Appl. No.: **29/369,042**

(22) Filed: **Sep. 1, 2010**

(51) **LOC (9) Cl.** **19-07**

(52) **U.S. Cl.** **D19/59**

(58) **Field of Classification Search** D19/19-64;
D17/99; 84/471 R, 474, 473, 478; 434/106,
434/267, 402, 404

See application file for complete search history.

(56) **References Cited**

U.S. PATENT DOCUMENTS

1,236,339	A *	8/1917	Barone	84/473
D205,401	S *	8/1966	Corcoran	D19/59
3,472,117	A *	10/1969	Iverson, Jr. et al.	84/474
3,733,956	A *	5/1973	Leonard	84/478
D247,119	S *	1/1978	Nilsson et al.	D19/59
D302,701	S *	8/1989	Conaway	D19/62
5,173,566	A *	12/1992	Hiraoka	84/474
D334,765	S *	4/1993	Dunn et al.	D17/99
5,288,234	A *	2/1994	Hamzi	434/404
D369,618	S *	5/1996	Lichfield	D19/40
D529,092	S *	9/2006	Ambrose, Sr.	D19/62
D535,333	S *	1/2007	Ellis	D19/64

* cited by examiner

Primary Examiner — T. Chase Nelson

Assistant Examiner — Mark Cavanna

(74) *Attorney, Agent, or Firm* — Patent Law Offices of Rick Martin, P.C.

(57) **CLAIM**

The ornamental design for a guitar note map, as shown and described.

DESCRIPTION

FIG. 1 is a top plan view of my new design for a right hand embodiment of my guitar note map;

FIG. 2 is a top perspective view of my new design for the right hand embodiment of my guitar note map;

FIG. 3 is a top perspective view of my new design for the right hand embodiment of my guitar note map shown in use in an alternate position to account for its conforming to the shape of the guitar;

FIG. 4 is a left side elevation of both the right hand and a left hand embodiment of my guitar note map, wherein a right side elevation view is identical;

FIG. 5 is a front elevation view of both the right hand and the left hand embodiment of my guitar note map, wherein a rear elevation view is identical;

FIG. 6 is a top plan view of my new design for the left hand embodiment of my guitar note map; and,

FIG. 7 is a top perspective view of my new design for the left hand embodiment of my guitar note map.

The broken lines indicating use on a guitar are for the purposes of illustrating a use for my new design and form no part of the claimed design.

The broken lines are included for the purpose of illustrating portions of the guitar note map that forms no part of the claimed design.

1 Claim, 4 Drawing Sheets

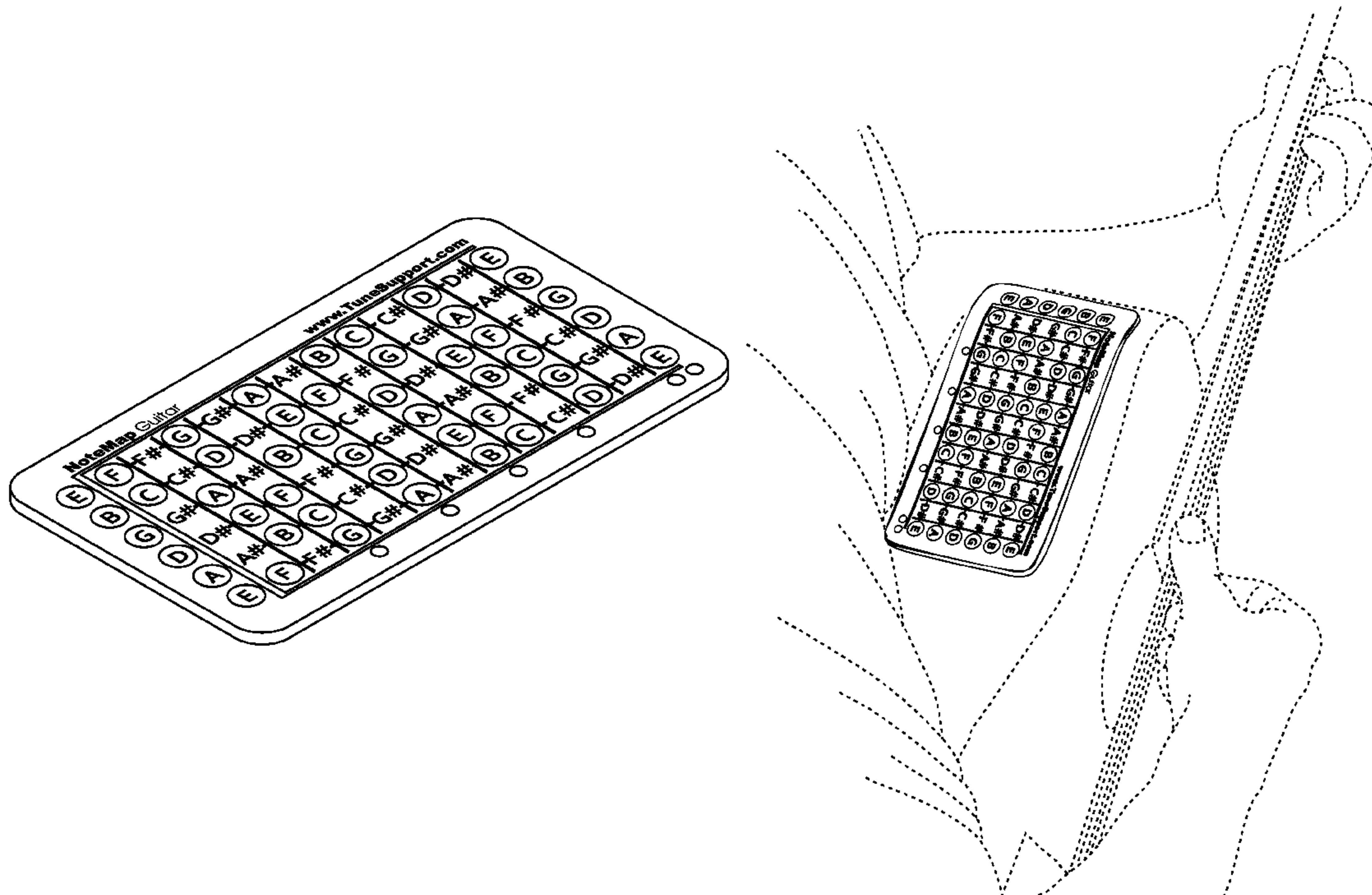


Fig 1

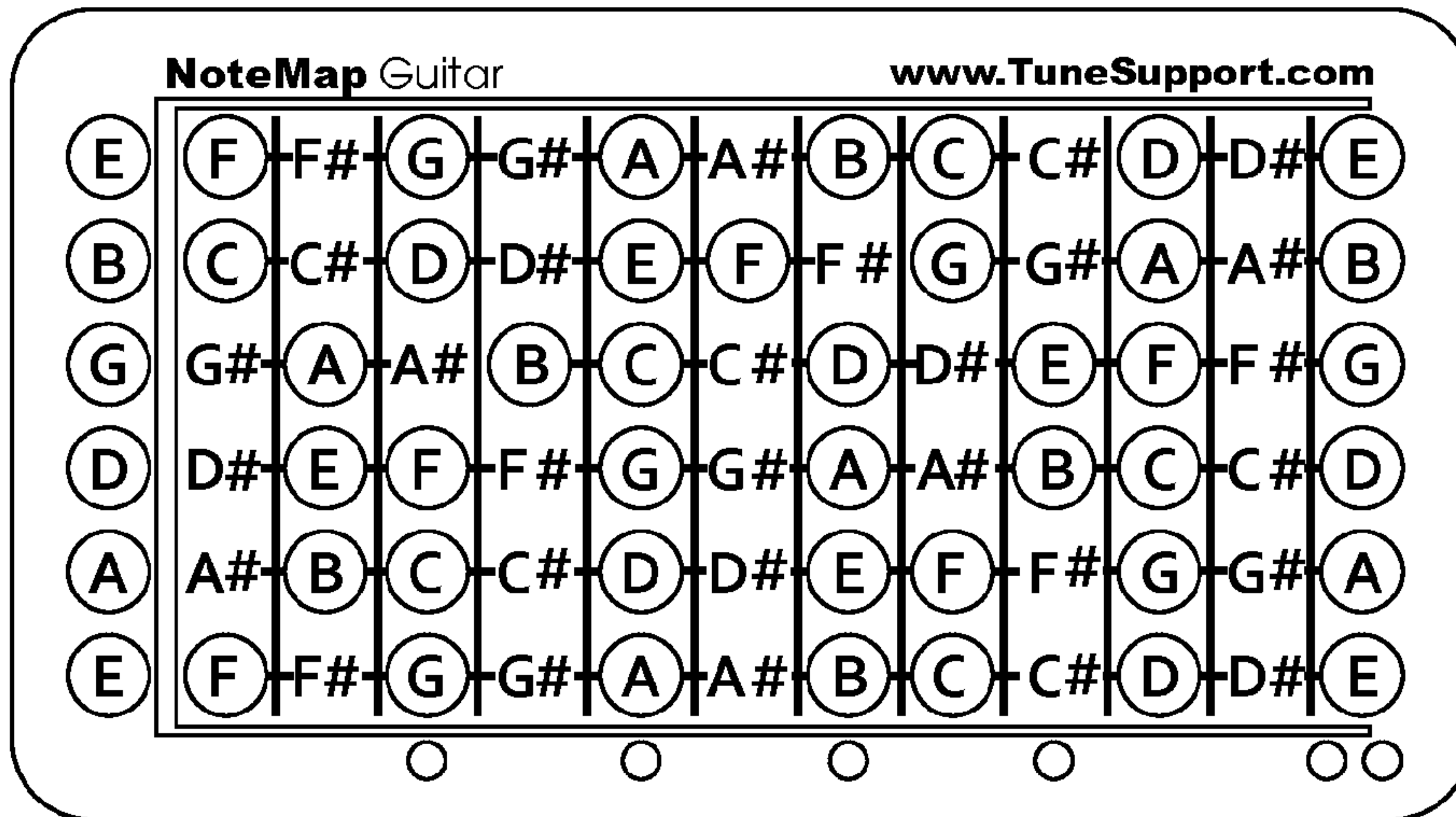


Fig 2

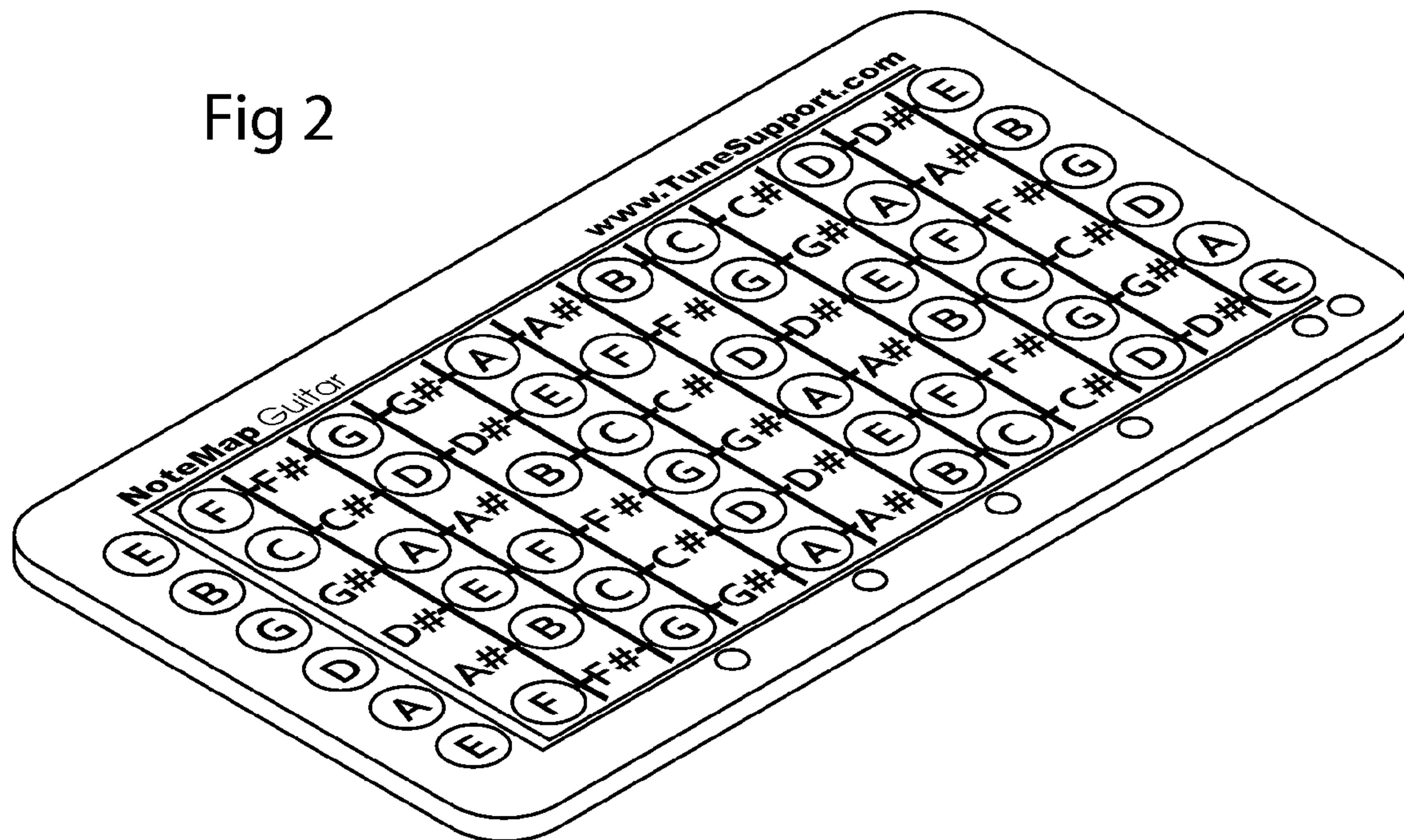


Fig 3

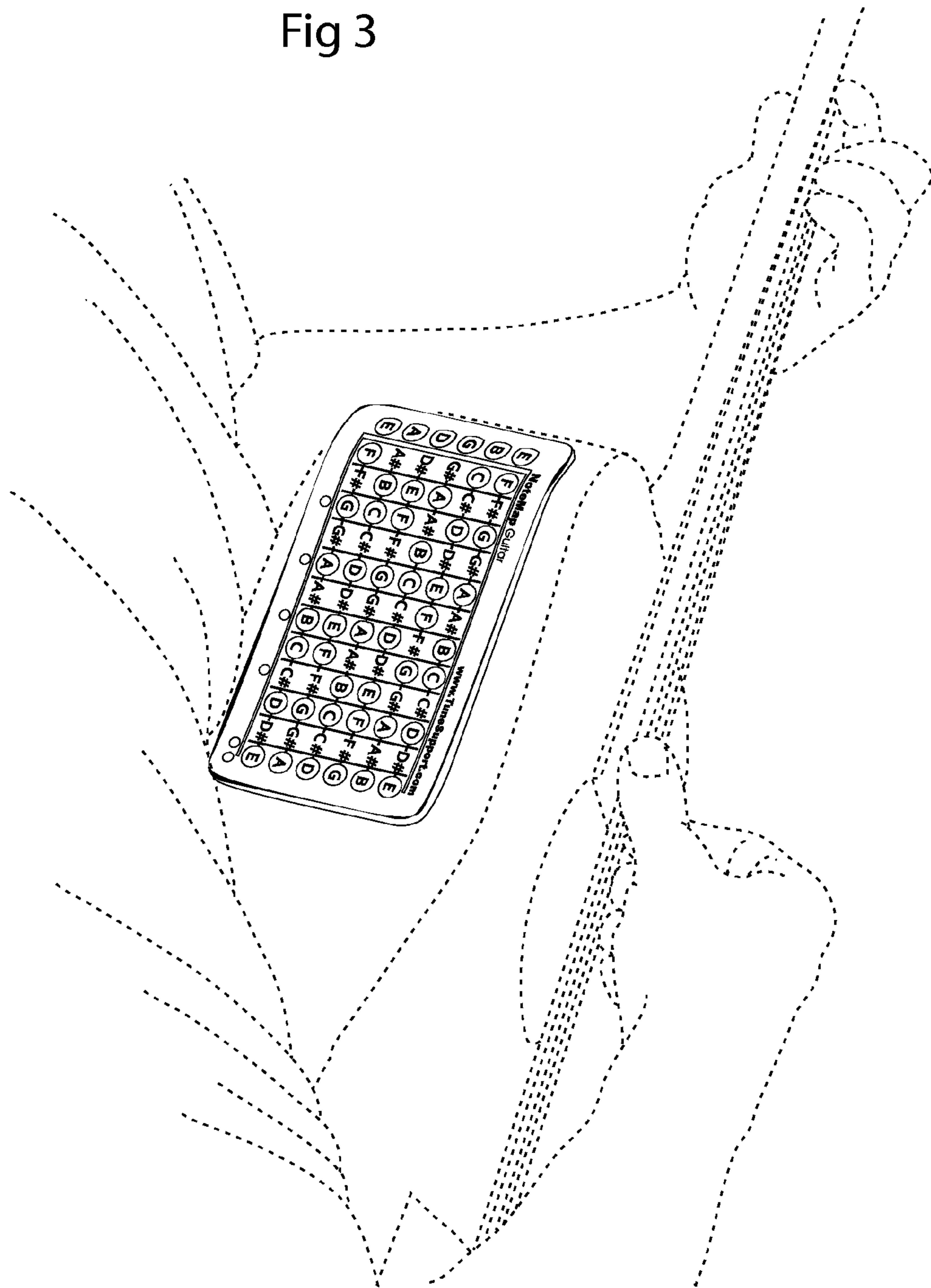


Fig 4




Fig 5




Fig 6

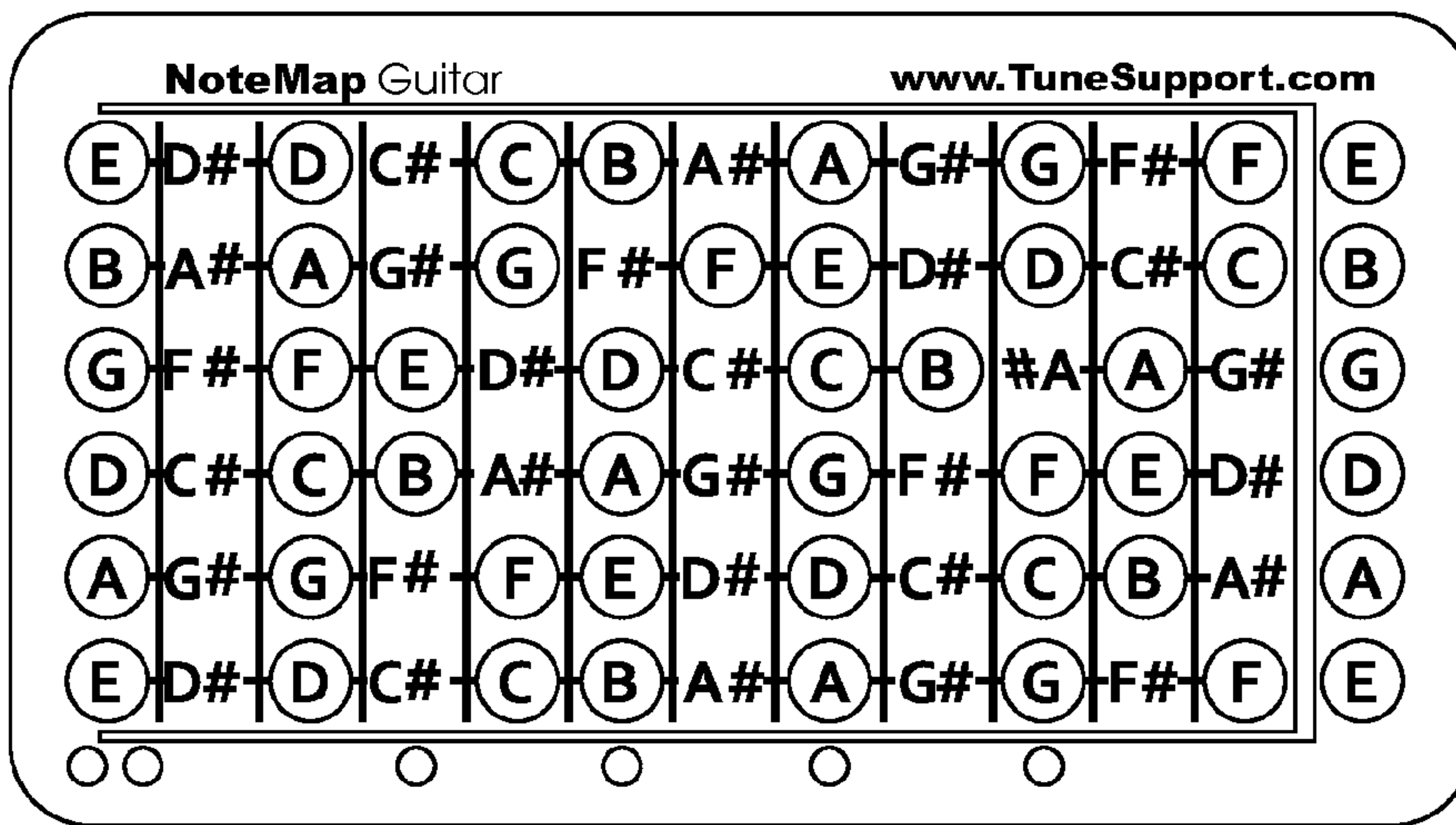


Fig 7

