



US00D636779S

(12) **United States Design Patent**
Boush et al.

(10) **Patent No.:** **US D636,779 S**
(45) **Date of Patent:** **** Apr. 26, 2011**

(54) **GRAPHICAL USER INTERFACE FOR A SPENDING ANALYSIS TOOL FOR A COMPUTER DISPLAY**

(75) Inventors: **Michael A. Boush**, Chicago, IL (US);
Steve A. Furman, Deerfield, IL (US);
Catherine R. Sproul, Bethesda, MD (US);
Toby D. Roberts, Chicago, IL (US);
Jacob Andsager, Evanston, IL (US);
Joseph M. D'Amico, Palatine, IL (US);
Prianka Advani, Palatine, IL (US)

(73) Assignee: **DFS Services LLC**, Riverwoods, IL (US)

(**) Term: **14 Years**

(21) Appl. No.: **29/344,974**

(22) Filed: **Oct. 7, 2009**

(51) **LOC (9) Cl.** **14-04**

(52) **U.S. Cl.** **D14/486**

(58) **Field of Classification Search** D14/485-95;
D18/24-33; D20/6, 52; D21/324-33;
715/700-867, 973-77

See application file for complete search history.

(56) **References Cited**

U.S. PATENT DOCUMENTS

D454,139	S	*	3/2002	Feldcamp	D14/486
D527,011	S	*	8/2006	Bixler	D14/486
D589,526	S	*	3/2009	Taylor et al.	D14/486
D604,307	S	*	11/2009	Stiller et al.	D14/486
D609,716	S	*	2/2010	White et al.	D14/486
D611,947	S	*	3/2010	Mather	D14/485
D614,192	S	*	4/2010	Takano et al.	D14/486
D622,731	S	*	8/2010	Krum et al.	D14/486
D623,193	S	*	9/2010	Cameron et al.	D14/486

* cited by examiner

Primary Examiner — Melanie H Tung

(74) Attorney, Agent, or Firm — Leydig, Voit & Mayer, Ltd.

(57) **CLAIM**

The ornamental design for a graphical user interface for a spending analysis tool, as shown and described.

DESCRIPTION

FIG. 1 is a front view of a graphical user interface for a spending analysis tool for a computer display; FIG. 2 is a front view of a second embodiment thereof; FIG. 3 is a front view of a third embodiment thereof; and, FIG. 4. is a front view of a fourth embodiment thereof. The perimeters of the underlying computer display and graphical user interface are understood to be flush. The broken line drawings of the text, numbers and other graphic elements form no part of the claimed design.

1 Claim, 3 Drawing Sheets

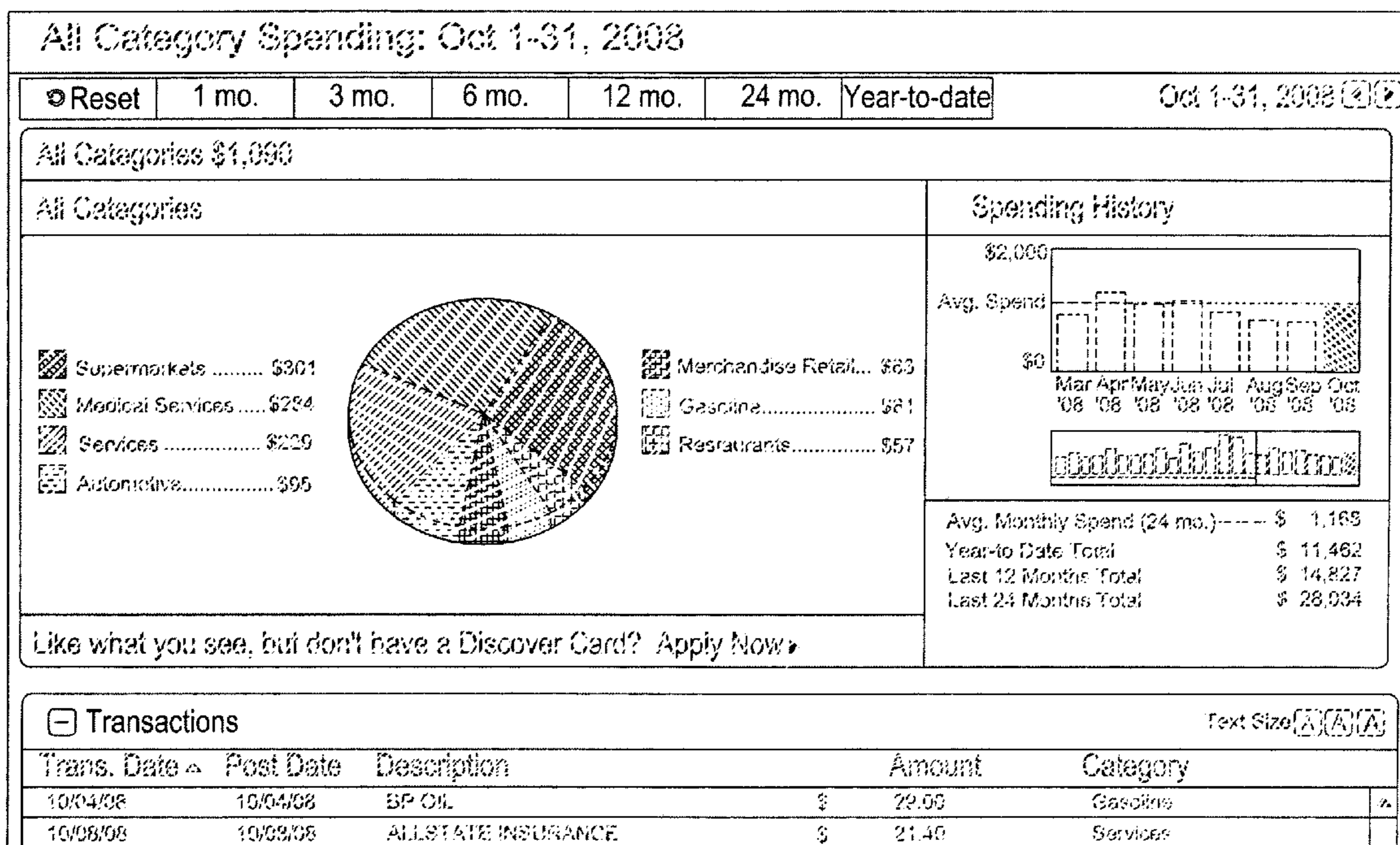


FIG. 1

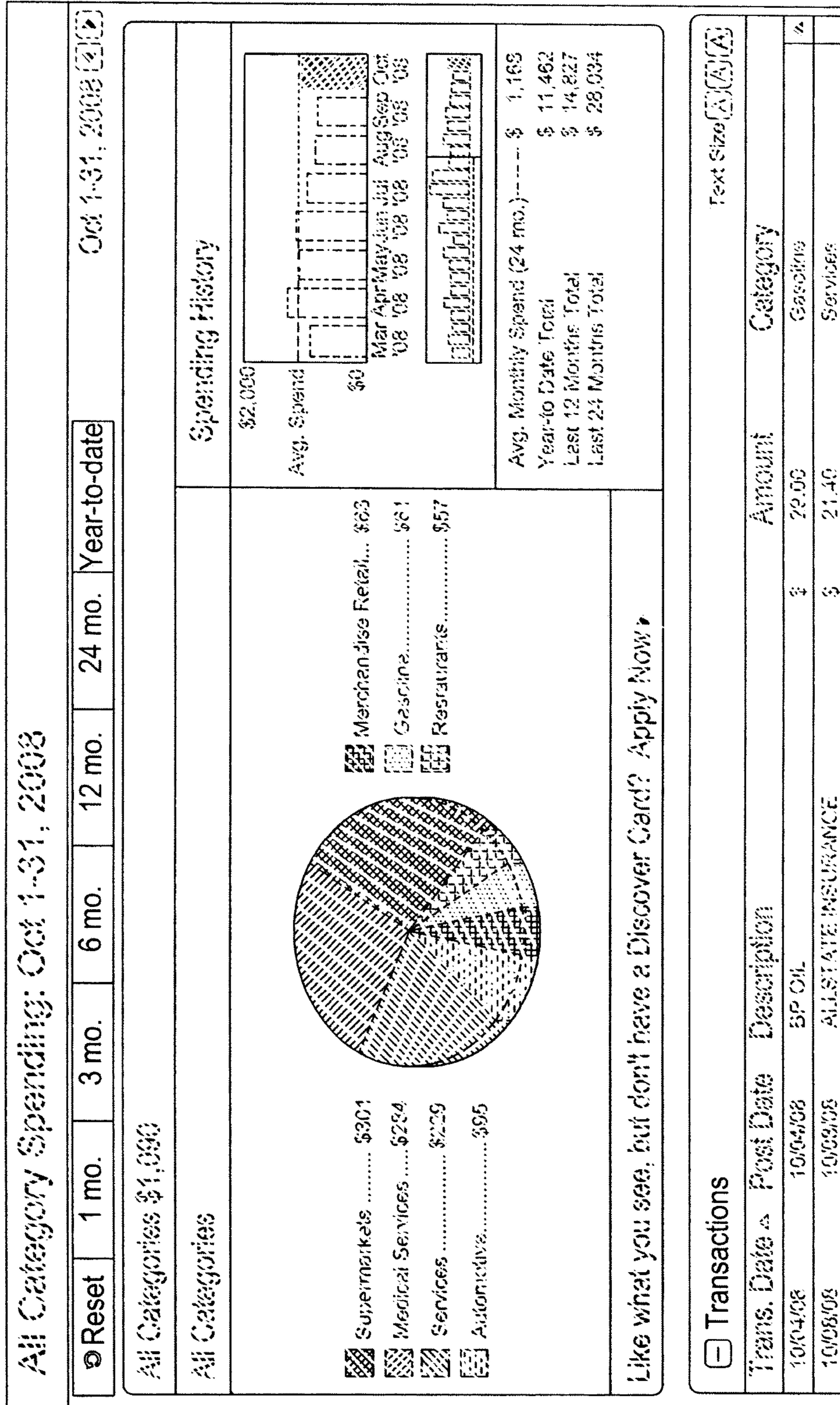
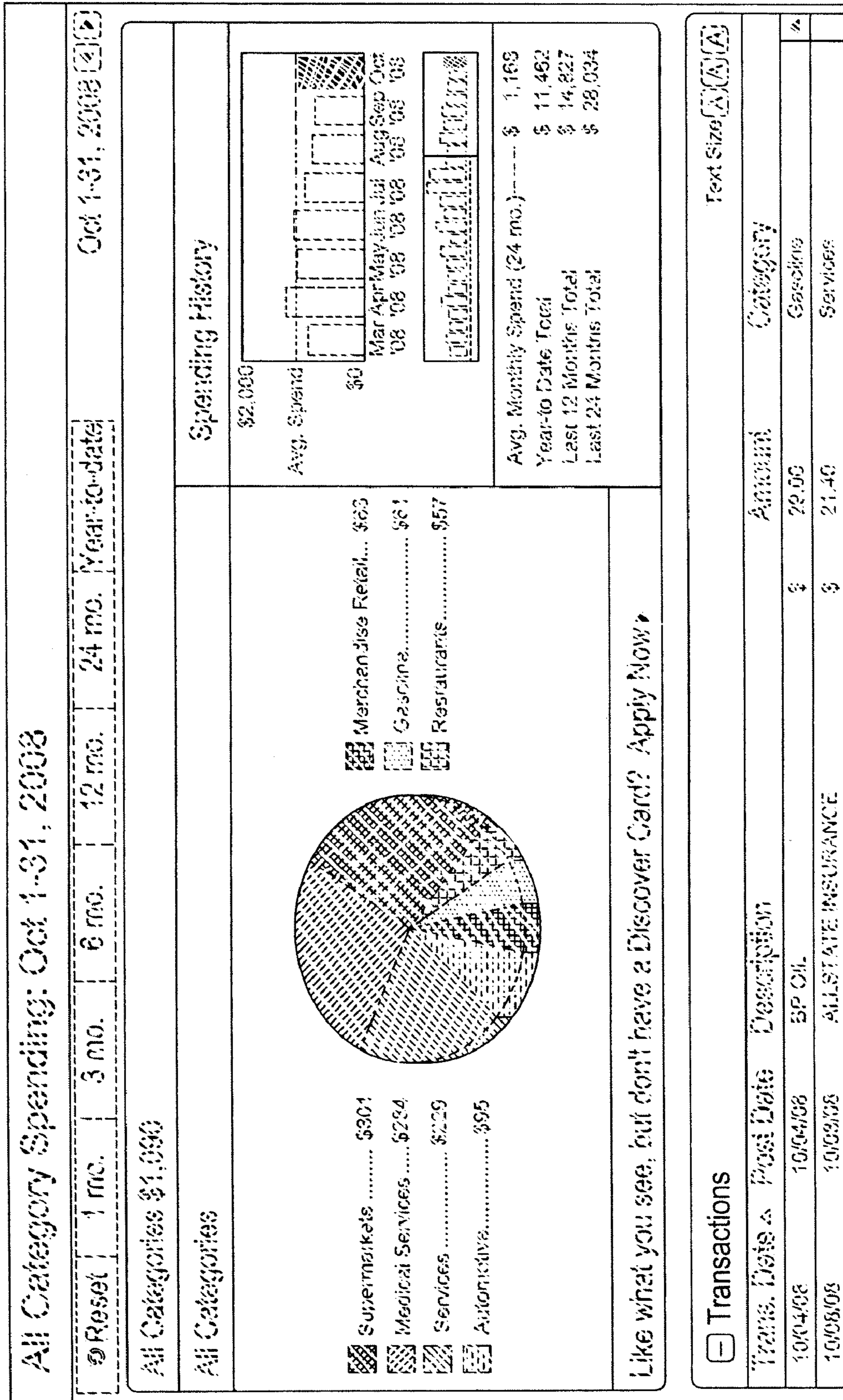




FIG. 2



Spending History



Mar '08 Apr '08 May '08 Jun '08 Jul '08 Aug '08 Sep '08 Oct '08



Year-to Date Total \$ 11,462
 Last 12 Months Total \$ 14,827
 Last 24 Months Total \$ 28,034

FIG. 3

