



US00D636778S

(12) **United States Design Patent**
Corsini et al.

(10) **Patent No.:** **US D636,778 S**
(45) **Date of Patent:** **** Apr. 26, 2011**

(54) **DESKTOP IPAD DOCK**

(75) Inventors: **Peter H. Corsini**, East Sandwich, MA (US); **Daniel W. Ashcraft**, Torrance, CA (US); **Kit Mok**, Hawthorne, CA (US); **Deanna Griffith**, Topanga, CA (US); **Caroline Park**, Venice, CA (US); **Jason Pi**, Anaheim, CA (US)

(73) Assignee: **Savant Systems LLC**, Osterville, MA (US)

(**) Term: **14 Years**

(21) Appl. No.: **29/364,529**

(22) Filed: **Jun. 24, 2010**

(51) **LOC (9) Cl.** **14-02**

(52) **U.S. Cl.** **D14/434; D13/107; D13/108; D14/374**

(58) **Field of Classification Search** D14/432-434, D14/314, 204, 420, 421, 447, 217, 358, 371, D14/374, 375; D13/107, 108, 146; D8/373; 248/346.03, 176.1; 361/679.41, 679.31, 361/679.32, 679.4, 679.43, 679.55; 320/109, 320/112-115

See application file for complete search history.

(56) **References Cited**

U.S. PATENT DOCUMENTS

5,633,782	A *	5/1997	Goodman et al.	361/679.41
5,751,548	A *	5/1998	Hall et al.	361/679.41
D445,087	S *	7/2001	Skoger et al.	D13/108
6,643,127	B1 *	11/2003	Richardson	361/679.4
7,068,496	B2 *	6/2006	Wong et al.	361/679.28
7,503,538	B2 *	3/2009	Liou et al.	248/447
7,515,408	B2 *	4/2009	Bakker et al.	361/679.33
7,586,743	B2 *	9/2009	Lin	361/679.55
7,684,185	B2 *	3/2010	Farrugia	361/679.41
7,708,240	B2 *	5/2010	Homer et al.	248/130
2003/0235029	A1 *	12/2003	Doherty et al.	361/683
2006/0250767	A1 *	11/2006	Brophy et al.	361/686

* cited by examiner

Primary Examiner — Freda S Nunn

(74) *Attorney, Agent, or Firm* — Cesari and McKenna, LLP; John F. McKenna



(57) **CLAIM**

The ornamental design for a desktop iPad dock, as shown and described.

DESCRIPTION

FIG. 1 is a front elevational view of a desktop iPad dock showing the new design; FIG. 2 is a left side elevational view thereof, the right side being a mirror image of the left side; FIG. 3 is a rear elevational view thereof; FIG. 4 is a top plan view thereof; and, FIG. 5 is a bottom plan view thereof.

1 Claim, 1 Drawing Sheet






FIG. 4




FIG. 1




FIG. 5




FIG. 2




FIG. 3