



US00D636770S

(12) **United States Design Patent**  
**Li**

(10) **Patent No.:** **US D636,770 S**

(45) **Date of Patent:** **\*\* Apr. 26, 2011**

(54) **ELECTRONIC BOOK**

(75) Inventor: **Qing-Ping Li**, Shenzhen (CN)

(73) Assignee: **FIH (Hong Kong) Limited**, Kowloon (HK)

(\*\*) Term: **14 Years**

(21) Appl. No.: **29/369,984**

(22) Filed: **Sep. 16, 2010**

(51) **LOC (9) Cl.** ..... **14-02**

(52) **U.S. Cl.** ..... **D14/341**

(58) **Field of Classification Search** ..... D14/341-347, D14/137, 138, 138.1, 138 AA, 138 R, 138 AB, D14/138 G, 138 A, 496, 426, 429, 129, 130, D14/420, 439-441, 448, 125-126, 147, 156, D14/218, 250, 336, 203.1, 203.3, 203.4, 203.7, D14/315, 388-390, 485-486; D21/324, D21/329, 330; D10/65, 104; 345/169, 901, 345/905, 156, 157, 168, 173; 379/433.04, 379/433.07, 433.11, 916, 433.01, 433.06; 361/680, 686, 679.27, 679.3

See application file for complete search history.

(56) **References Cited**

**U.S. PATENT DOCUMENTS**

D337,569 S	*	7/1993	Kando	.....	D14/341
D598,016 S	*	8/2009	Han et al.	.....	D14/341
D606,038 S	*	12/2009	Aarras	.....	D14/138 G
D617,793 S	*	6/2010	Chiang et al.	.....	D14/341

D619,988 S	*	7/2010	Ji et al.	.....	D14/138 G
D624,071 S	*	9/2010	Dan	.....	D14/341
D624,536 S	*	9/2010	Andre et al.	.....	D14/341
D625,307 S	*	10/2010	Cheng	.....	D14/341
D626,437 S	*	11/2010	Lee et al.	.....	D10/65
D627,776 S	*	11/2010	Seong	.....	D14/341
D627,777 S	*	11/2010	Akana et al.	.....	D14/341
D627,779 S	*	11/2010	Liao	.....	D14/341
D628,179 S	*	11/2010	Park et al.	.....	D14/138 G
D629,787 S	*	12/2010	Lee	.....	D14/203.7
D629,788 S	*	12/2010	Lee	.....	D14/203.7

\* cited by examiner

*Primary Examiner* — Cathron C Brooks

*Assistant Examiner* — Barbara Fox

(74) *Attorney, Agent, or Firm* — Steven M. Reiss

(57) **CLAIM**

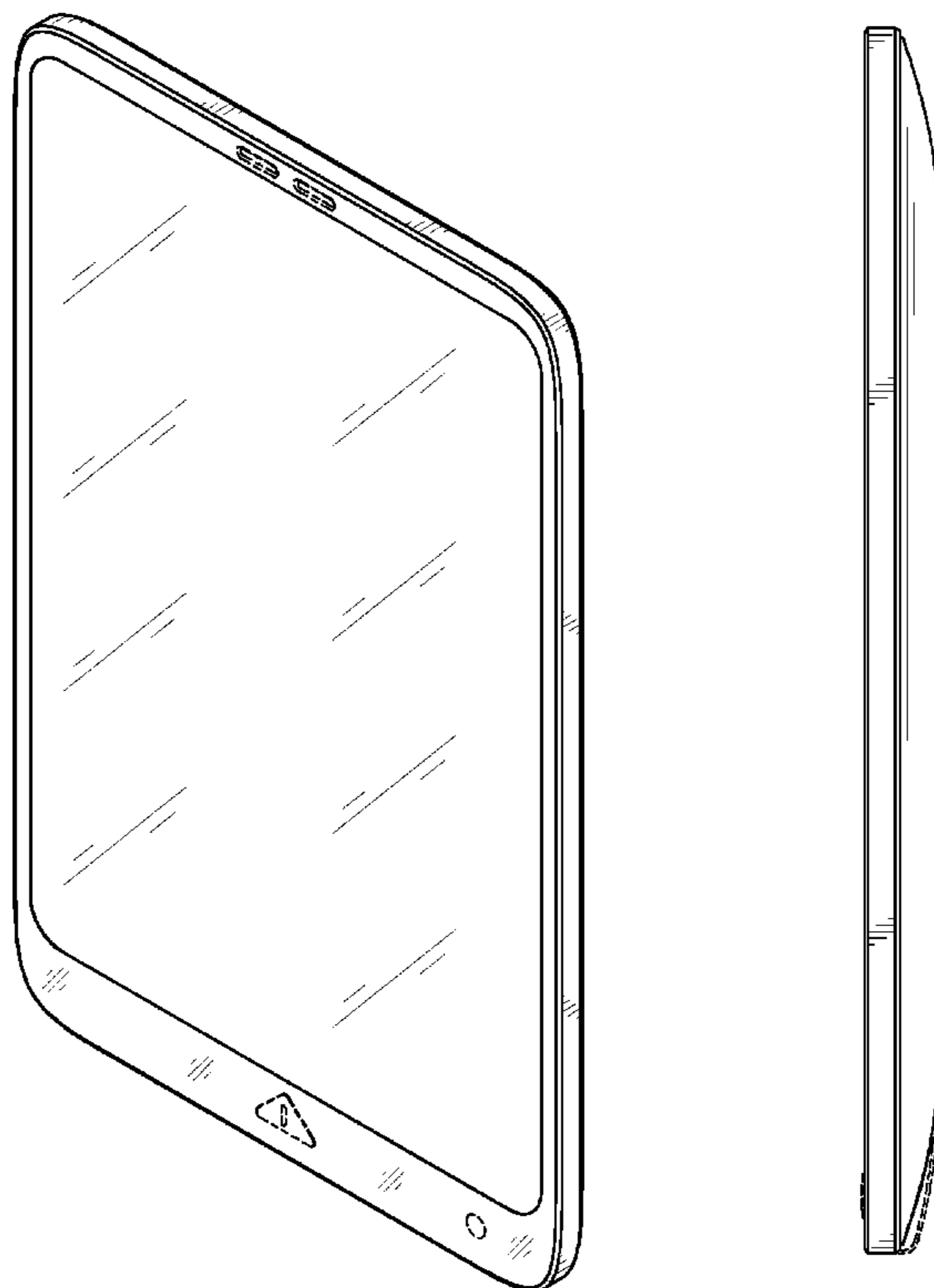
The ornamental design for an electronic book, as shown and described.

**DESCRIPTION**

FIG. 1 is a perspective view of an electronic book showing my new design;  
FIG. 2 is a front elevational view thereof;  
FIG. 3 is a rear elevational view thereof;  
FIG. 4 is a left side elevational view thereof;  
FIG. 5 is a right side elevational view thereof;  
FIG. 6 is a top plan view thereof; and,  
FIG. 7 is a bottom plan view thereof.

The broken lines shown in the drawings illustrate unclaimed portions of the electronic book and form no part of the claimed design.

**1 Claim, 7 Drawing Sheets**






FIG. 1




FIG. 2




FIG. 3

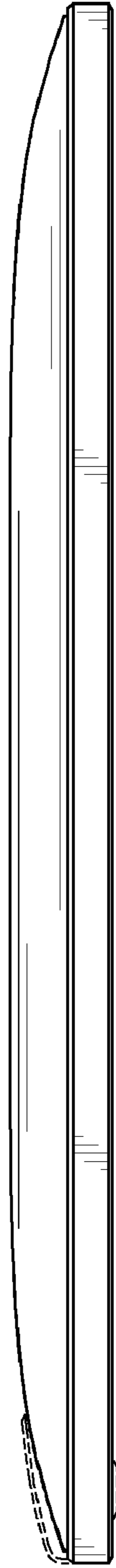


FIG. 4

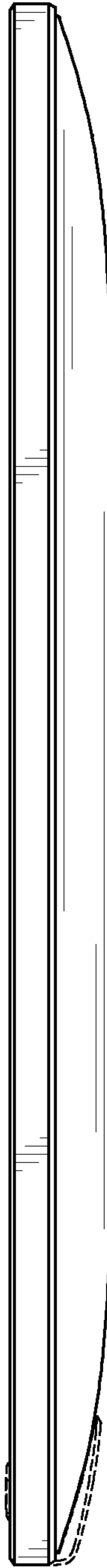


FIG. 5




FIG. 6

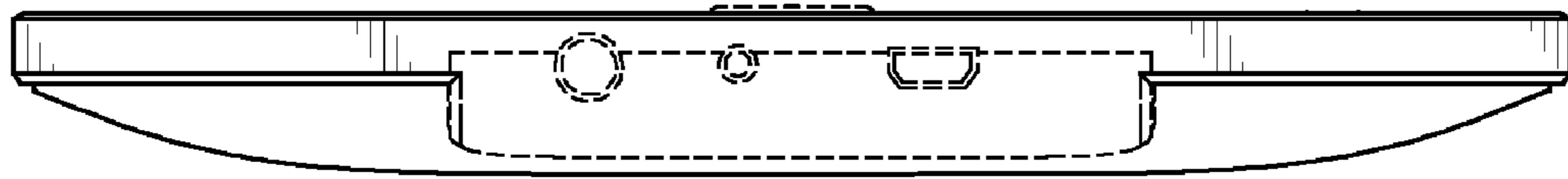


FIG. 7