



US00D636768S

(12) **United States Design Patent**
Chan et al.

(10) **Patent No.:** **US D636,768 S**

(45) **Date of Patent:** **** Apr. 26, 2011**

(54) **ELECTRONIC DEVICE**

(75) Inventors: **Wei-Han Chan**, Taoyuan Hsien (TW);
Ching-Yu Cheng, Taoyuan Hsien (TW);
Chun-Feng Lai, Taoyuan Hsien (TW);
Chien-Di Chan, Taoyuan Hsien (TW)

(73) Assignee: **Delta Electronics, Inc.**, Taoyuan Hsien (TW)

(**) Term: **14 Years**

(21) Appl. No.: **29/365,173**

(22) Filed: **Jul. 5, 2010**

(51) **LOC (9) Cl.** **14-02**

(52) **U.S. Cl.** **D14/341**

(58) **Field of Classification Search** D14/341-347,
D14/137, 138, 138.1, 138 AA, 138 R, 138 AB,
D14/138 G, 138 A, 496, 426, 429, 129, 130,
D14/420, 439-441, 448, 125-126, 147, 156,
D14/218, 250, 336, 203.1, 203.3, 203.4, 203.7,
D14/315, 388-390, 485-486; D21/324,
D21/329, 330; D10/65, 104; 345/169, 901,
345/905, 156, 157, 168, 173; 379/433.04,
379/433.07, 433.11, 916, 433.01, 433.06;
361/680, 686, 679.27, 679.3

See application file for complete search history.

(56) **References Cited**

U.S. PATENT DOCUMENTS

D333,125	S *	2/1993	Komada et al.	D14/390
D486,149	S *	2/2004	Kawami et al.	D14/341
D502,944	S *	3/2005	Kawami et al.	D14/336
D584,302	S *	1/2009	Sogabe	D14/341
D613,286	S *	4/2010	Lee et al.	D14/341
D623,184	S *	9/2010	Green et al.	D14/346
D630,207	S *	1/2011	Seong	D14/341
2010/0207903	A1 *	8/2010	Kim et al.	345/173
2010/0301188	A1 *	12/2010	Schimelfenyg	248/447.2

* cited by examiner

Primary Examiner — Cathron C Brooks

Assistant Examiner — Barbara Fox

(74) *Attorney, Agent, or Firm* — Muncy, Geissler, Olds & Lowe, PLLC

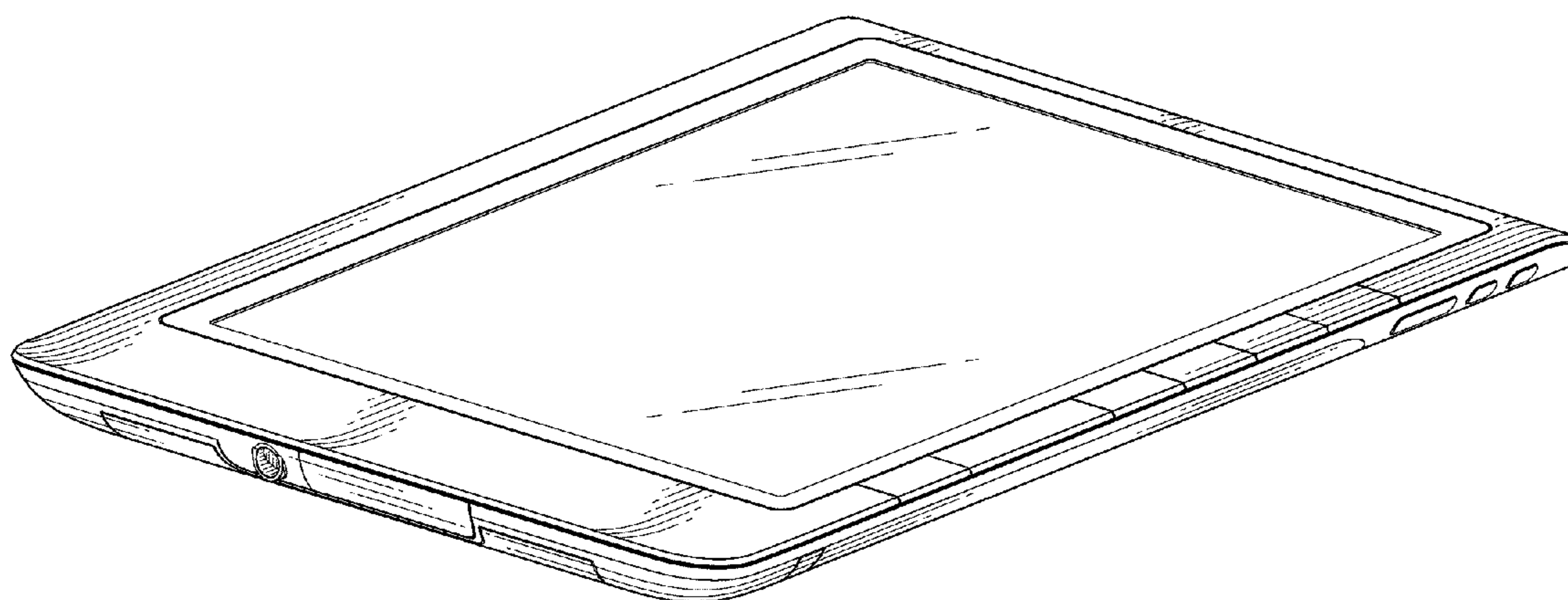
(57) **CLAIM**

The ornamental design for electronic device, as shown and described.

DESCRIPTION

FIG. 1 is a front perspective view of an electronic device showing the new design;
FIG. 2 is a front view thereof;
FIG. 3 is a rear view thereof;
FIG. 4 is a left side view thereof;
FIG. 5 is a right side view thereof;
FIG. 6 is a top plan view thereof; and,
FIG. 7 is a bottom plan view thereof.

1 Claim, 7 Drawing Sheets



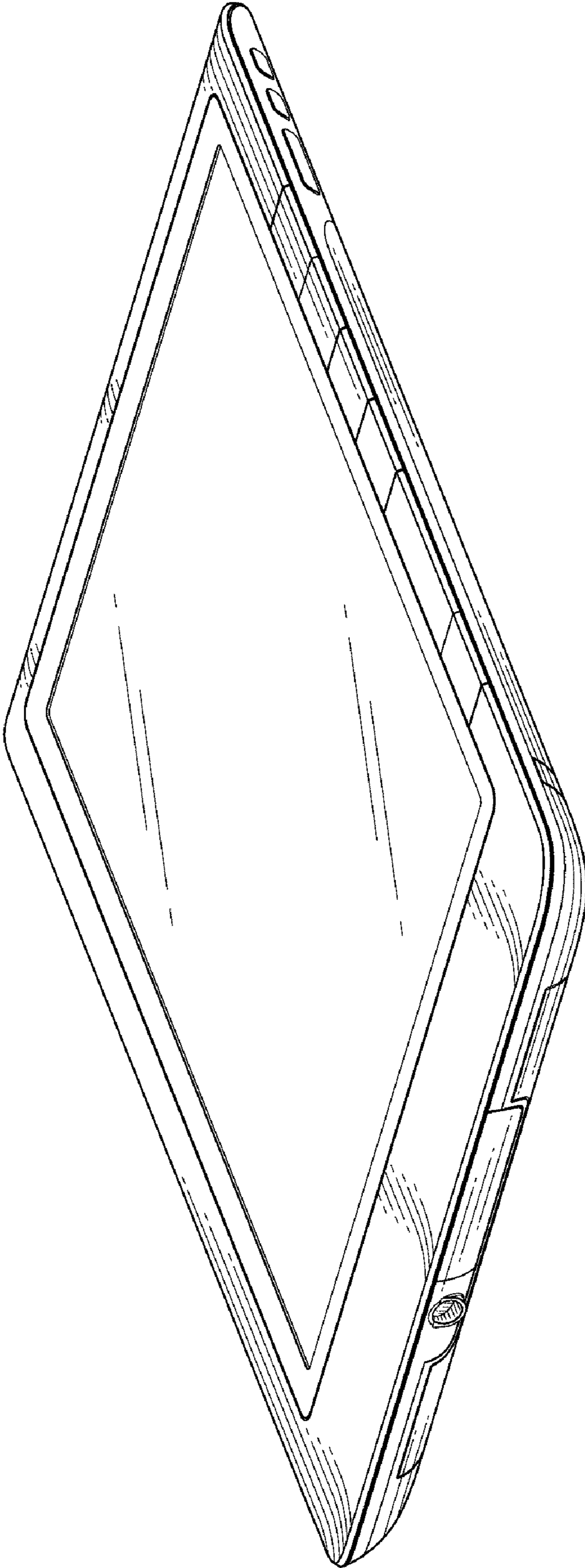


FIG. 1

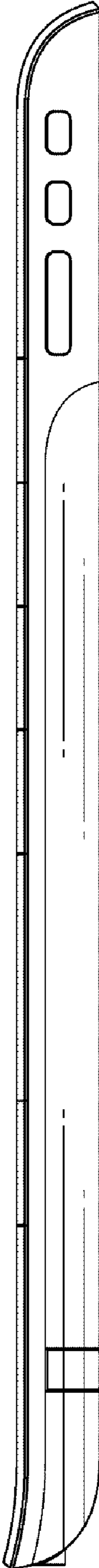


FIG. 2




FIG. 3

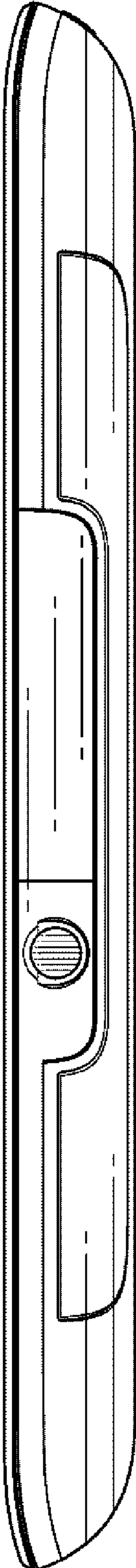


FIG. 4




FIG. 5

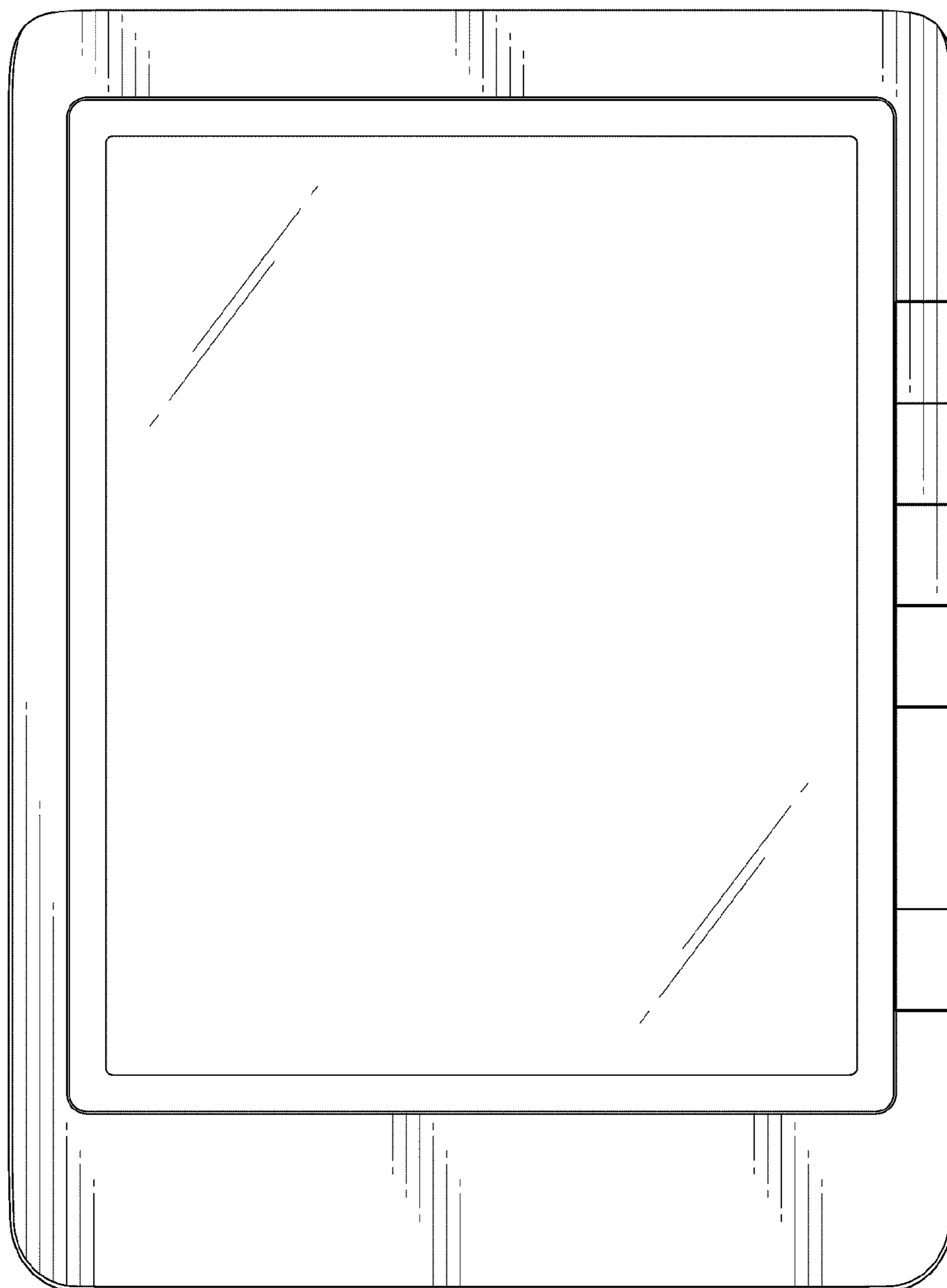


FIG. 6

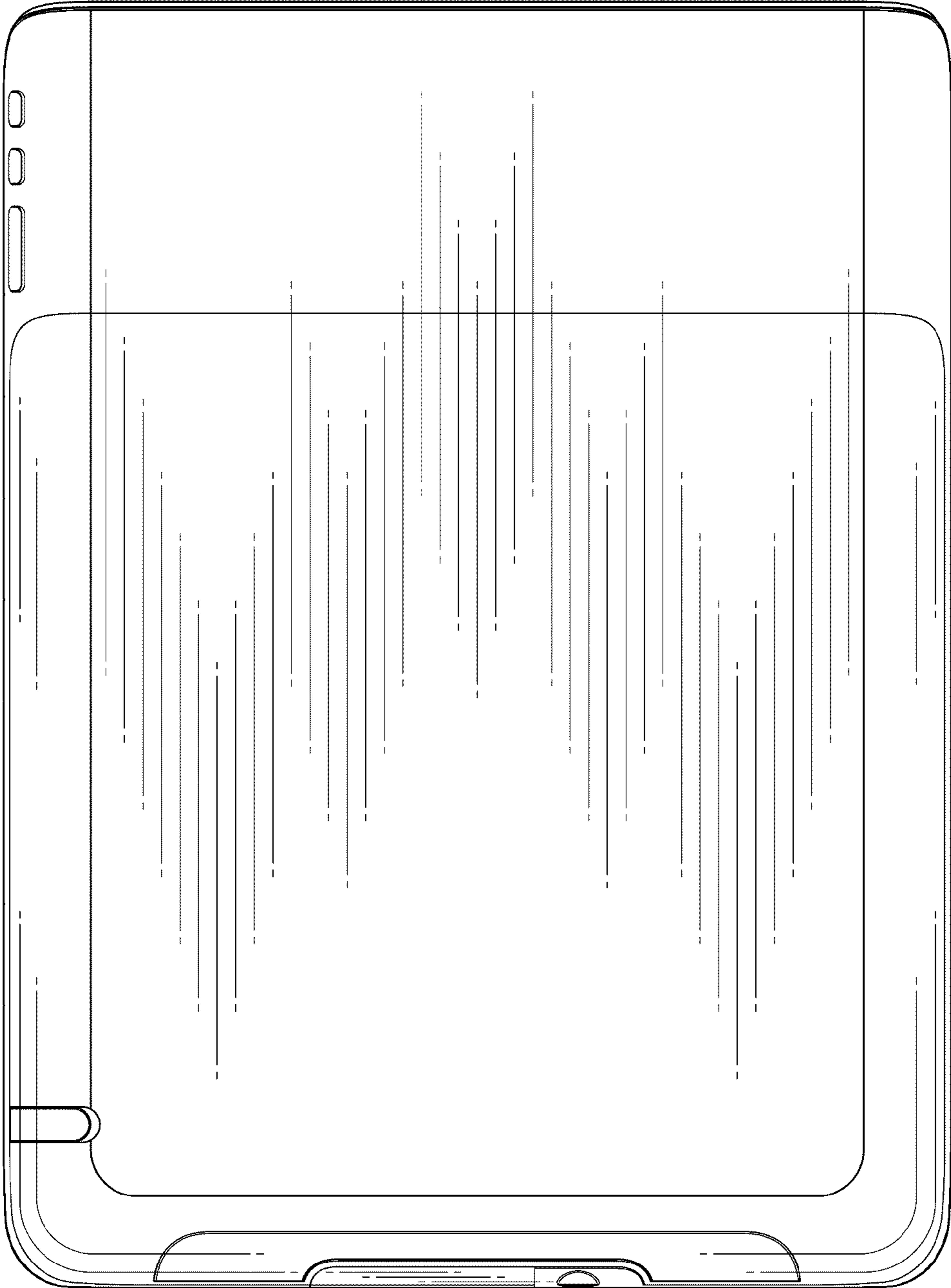


FIG. 7