



US00D636756S

(12) **United States Design Patent**
Fahrendorff et al.

(10) **Patent No.:** **US D636,756 S**
(45) **Date of Patent:** **** Apr. 26, 2011**

(54) **HEADSET**

(75) Inventors: **Anders Fahrendorff**, Kanata (CA);
Todd Andrew Wood, Guelph (CA);
Kasra Youssefi-Shams, Waterloo (CA)

(73) Assignee: **Research In Motion Limited**, Waterloo,
Ontario (CA)

(**) Term: **14 Years**

(21) Appl. No.: **29/357,761**

(22) Filed: **Mar. 17, 2010**

(51) **LOC (9) Cl.** **14-01**

(52) **U.S. Cl.** **D14/205**

(58) **Field of Classification Search** D14/205,
D14/206, 223; 181/129, 130, 135; 379/430,
379/420.01, 420.02, 420.03, 420.04; 381/380,
381/381, 328; D13/168; 24/3.1, 3.12, 122.6;
455/90.3, 575.1

See application file for complete search history.

(56) **References Cited**

U.S. PATENT DOCUMENTS

4,646,872	A	*	3/1987	Kamon et al.	181/129
D311,007	S	*	10/1990	Daido	D14/205
D569,841	S	*	5/2008	Chung et al.	D14/205
D589,491	S	*	3/2009	Andre et al.	D14/205

D590,371	S	*	4/2009	Leinvuo	D14/205
D591,264	S	*	4/2009	Hong et al.	D14/205
D597,071	S	*	7/2009	Andre et al.	D14/206
D599,778	S	*	9/2009	Ando	D14/205
D599,779	S	*	9/2009	Ando	D14/205
D605,628	S	*	12/2009	Ando	D14/205
D607,875	S	*	1/2010	Pedersen, II	D14/206
7,778,435	B2	*	8/2010	Smith et al.	381/380

* cited by examiner

Primary Examiner — Paula Greene

(57) **CLAIM**

We claim the ornamental design for a headset, as shown and described.

DESCRIPTION

FIG. 1 is a front perspective view of a headset showing our new design, the cord is drawn broken away for indeterminate length;

FIG. 2 is a back perspective view of the headset;

FIG. 3 is a left elevational view thereof;

FIG. 4 is a right elevational view thereof;

FIG. 5 is a front elevational view thereof;

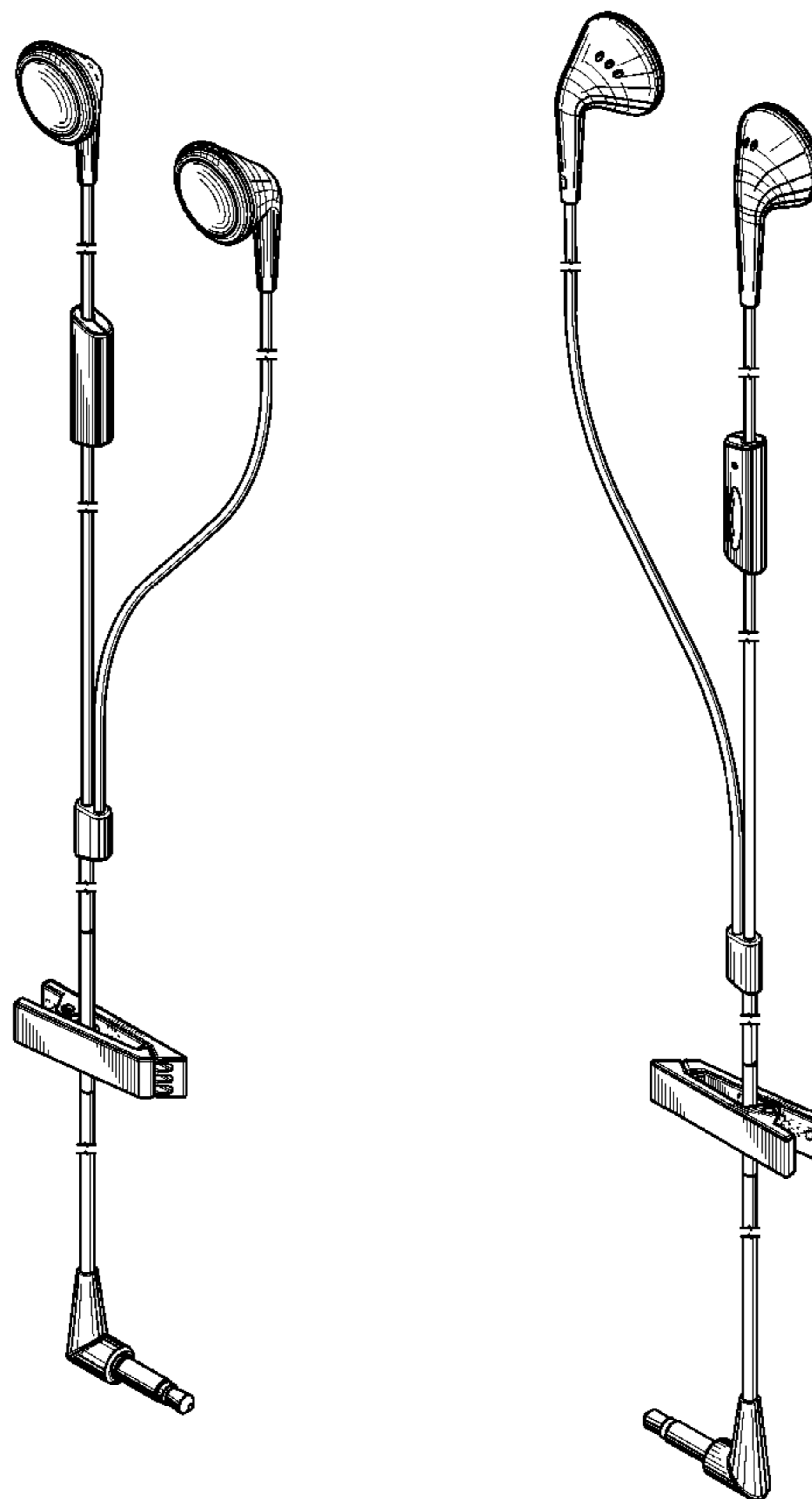
FIG. 6 is a back elevational view thereof;

FIG. 7 is a top plan view thereof; and,

FIG. 8 is a bottom plan view thereof.

The broken lines form no part of the claimed design.

1 Claim, 5 Drawing Sheets



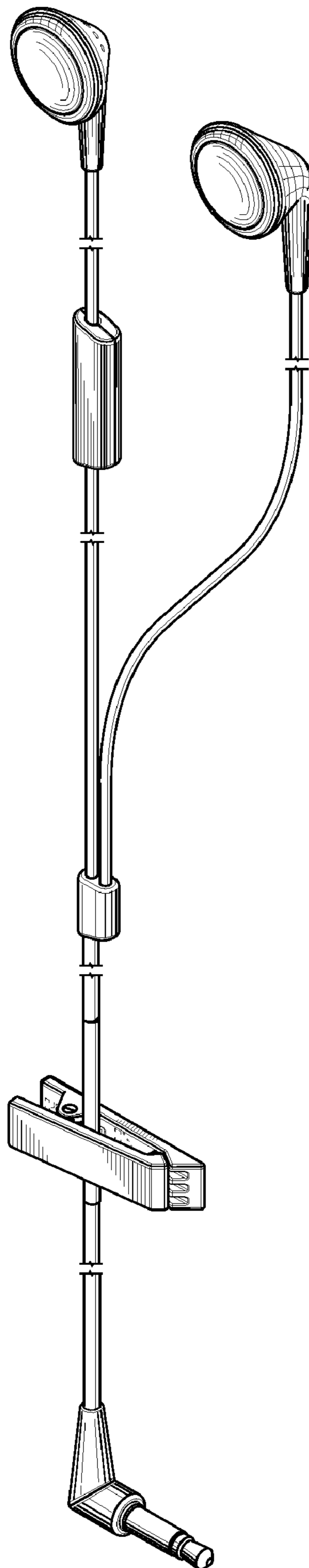


FIG. 1

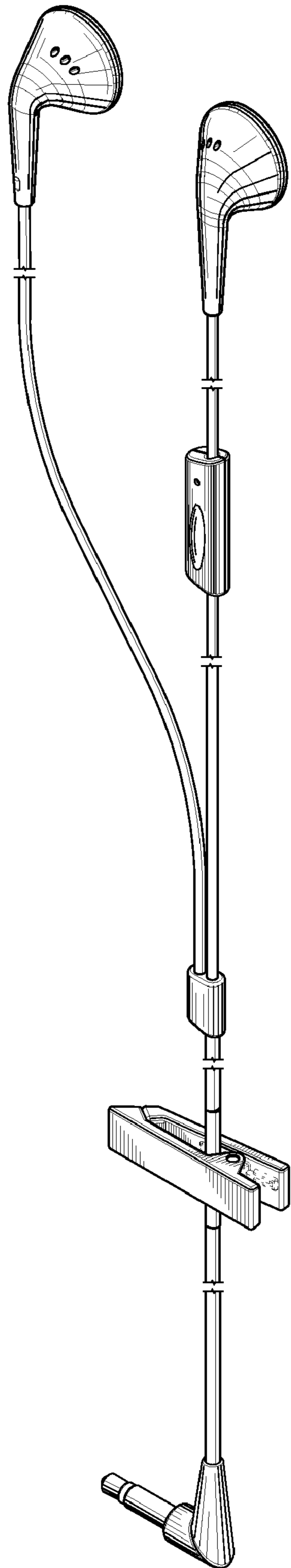


FIG.2

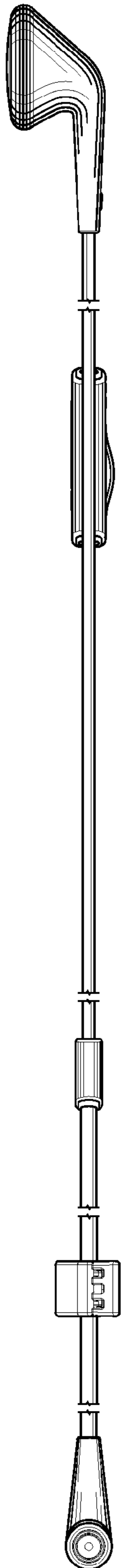


FIG.3

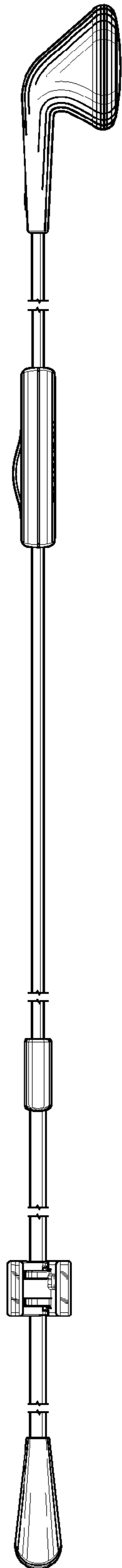


FIG.4

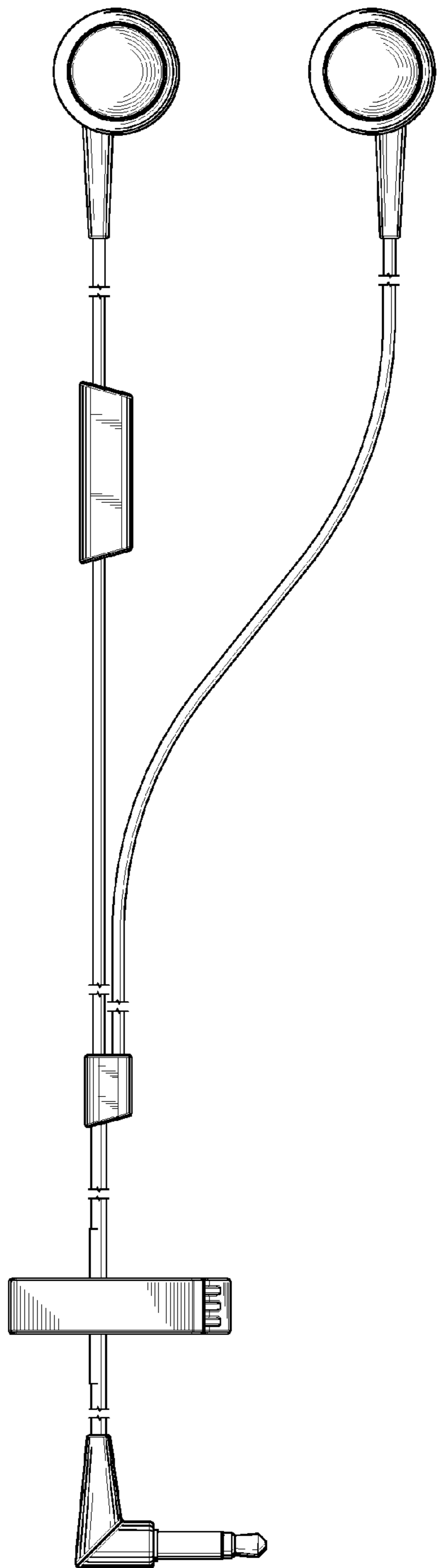


FIG. 5

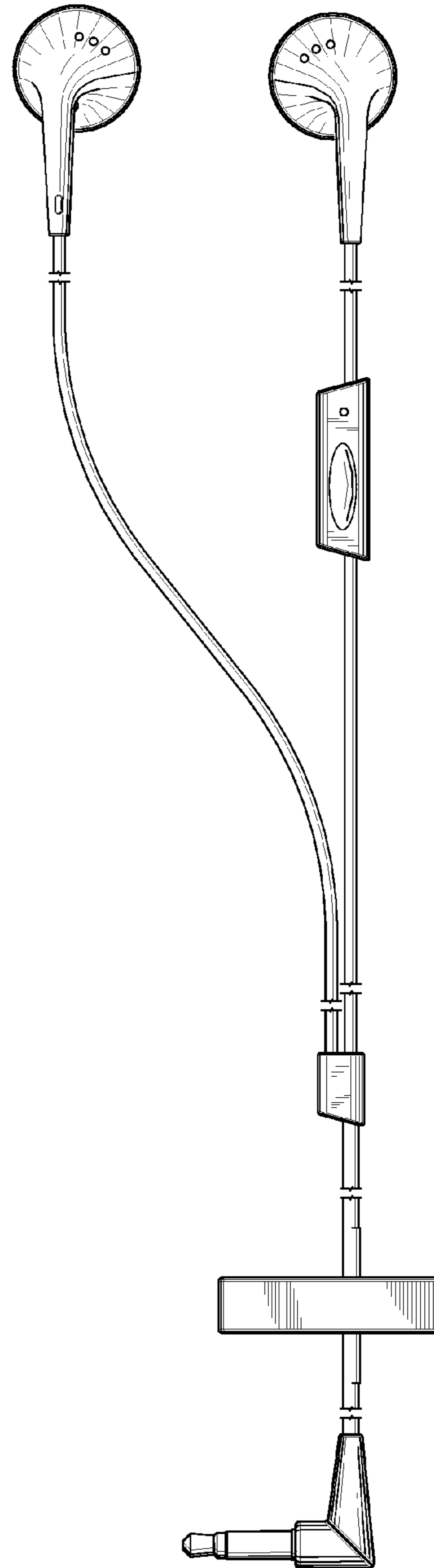


FIG. 6

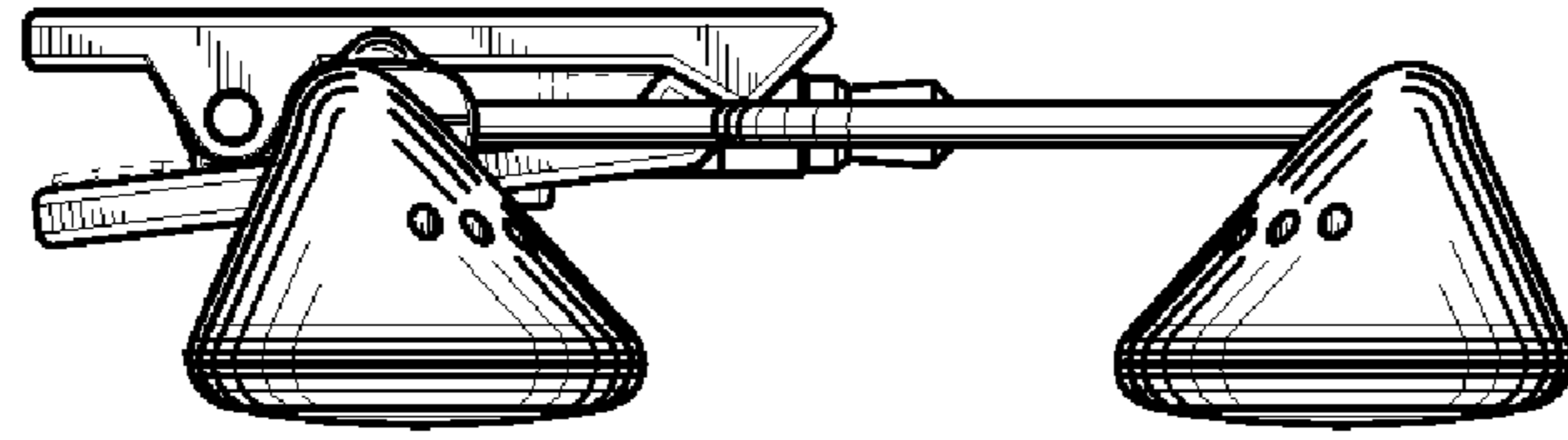


FIG. 7

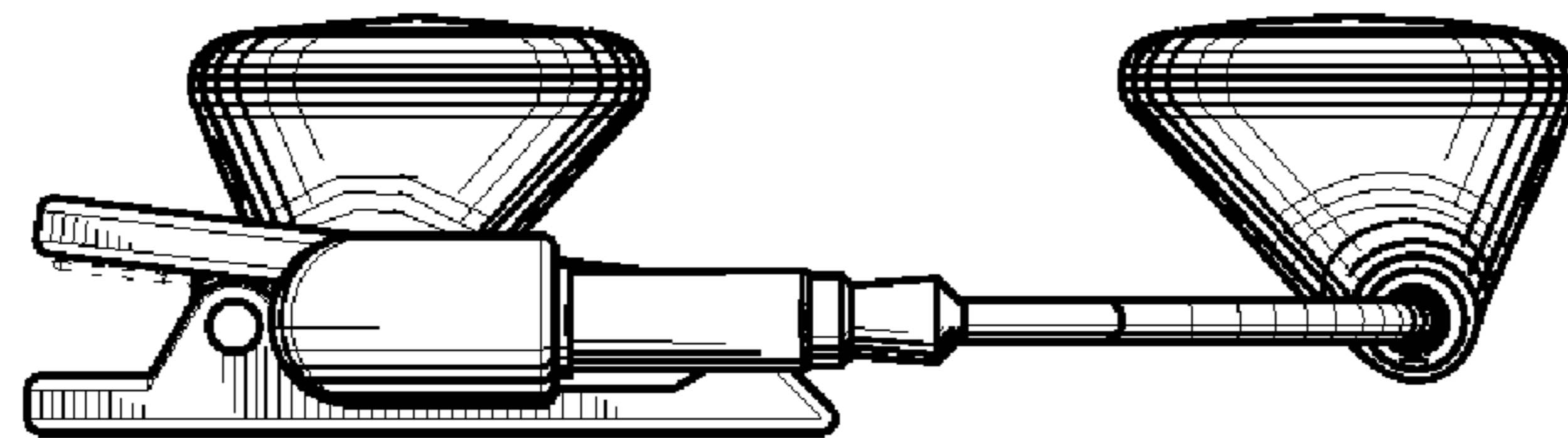


FIG. 8