

US00D636727S

(12) **United States Design Patent**  
**Sakae**

(10) **Patent No.:** **US D636,727 S**

(45) **Date of Patent:** **\*\* Apr. 26, 2011**

(54) **BUS BAR FOR BATTERY USE**

(75) Inventor: **Akira Sakae**, Kobe (JP)

(73) Assignee: **Kobe Steel, Ltd.**, Kobe-shi (JP)

(\*\*) Term: **14 Years**

(21) Appl. No.: **29/369,485**

(22) Filed: **Sep. 9, 2010**

(30) **Foreign Application Priority Data**

Mar. 9, 2010 (JP) ..... 2010-005716

(51) **LOC (9) Cl.** ..... **13-03**

(52) **U.S. Cl.** ..... **D13/121**

(58) **Field of Classification Search** ..... D13/103–106,  
D13/118–121, 133, 154, 184, 199; 429/96–100,  
429/159, 160; 439/97, 500, 507, 801; 180/68.5  
See application file for complete search history.

(56) **References Cited**

**U.S. PATENT DOCUMENTS**

D181,079	S	*	9/1957	Toce	.....	D13/104
4,059,718	A	*	11/1977	Messing	.....	429/162
5,187,564	A	*	2/1993	McCain	.....	174/260
5,421,743	A	*	6/1995	Hwang	.....	439/500
5,663,008	A	*	9/1997	Shimakawa et al.	.....	429/443
6,265,108	B1	*	7/2001	Chalasani	.....	429/225
D464,618	S	*	10/2002	Ando et al.	.....	D13/110
D469,059	S	*	1/2003	Ando et al.	.....	D13/110
D490,773	S	*	6/2004	Nakamaru	.....	D13/119
6,790,076	B1	*	9/2004	Patterson	.....	439/500
D522,452	S	*	6/2006	Sugimoto	.....	D13/119
D522,965	S	*	6/2006	Nakamaru	.....	D13/119
D541,217	S	*	4/2007	Tang et al.	.....	D13/118
7,300,305	B2	*	11/2007	Scotton et al.	.....	439/500
D561,097	S	*	2/2008	Koeske	.....	D13/119
D600,207	S	*	9/2009	Lumpkins	.....	D13/118
7,687,192	B2	*	3/2010	Yoon et al.	.....	429/96
2002/0142216	A1	*	10/2002	Skoumpris	.....	429/181
2003/0129487	A1	*	7/2003	Inoue et al.	.....	429/176
2005/0181272	A1	*	8/2005	Kim	.....	429/56

2006/0246773	A1	*	11/2006	Yoon et al.	.....	439/507
2008/0096082	A1	*	4/2008	Langan et al.	.....	429/34
2009/0066469	A1	*	3/2009	Rahman et al.	.....	337/158
2009/0305114	A1	*	12/2009	Yeo	.....	429/56
2010/0143786	A1	*	6/2010	Kim	.....	429/158
2010/0167094	A1	*	7/2010	Geshi et al.	.....	429/1
2010/0216009	A1	*	8/2010	Kim	.....	429/160

\* cited by examiner

*Primary Examiner* — Rosemary K Tarcza

(74) *Attorney, Agent, or Firm* — Oblon, Spivak, McClelland, Maier & Neustadt, L.L.P.

(57) **CLAIM**

The ornamental design for a bus bar for battery use, as shown and described.

**DESCRIPTION**

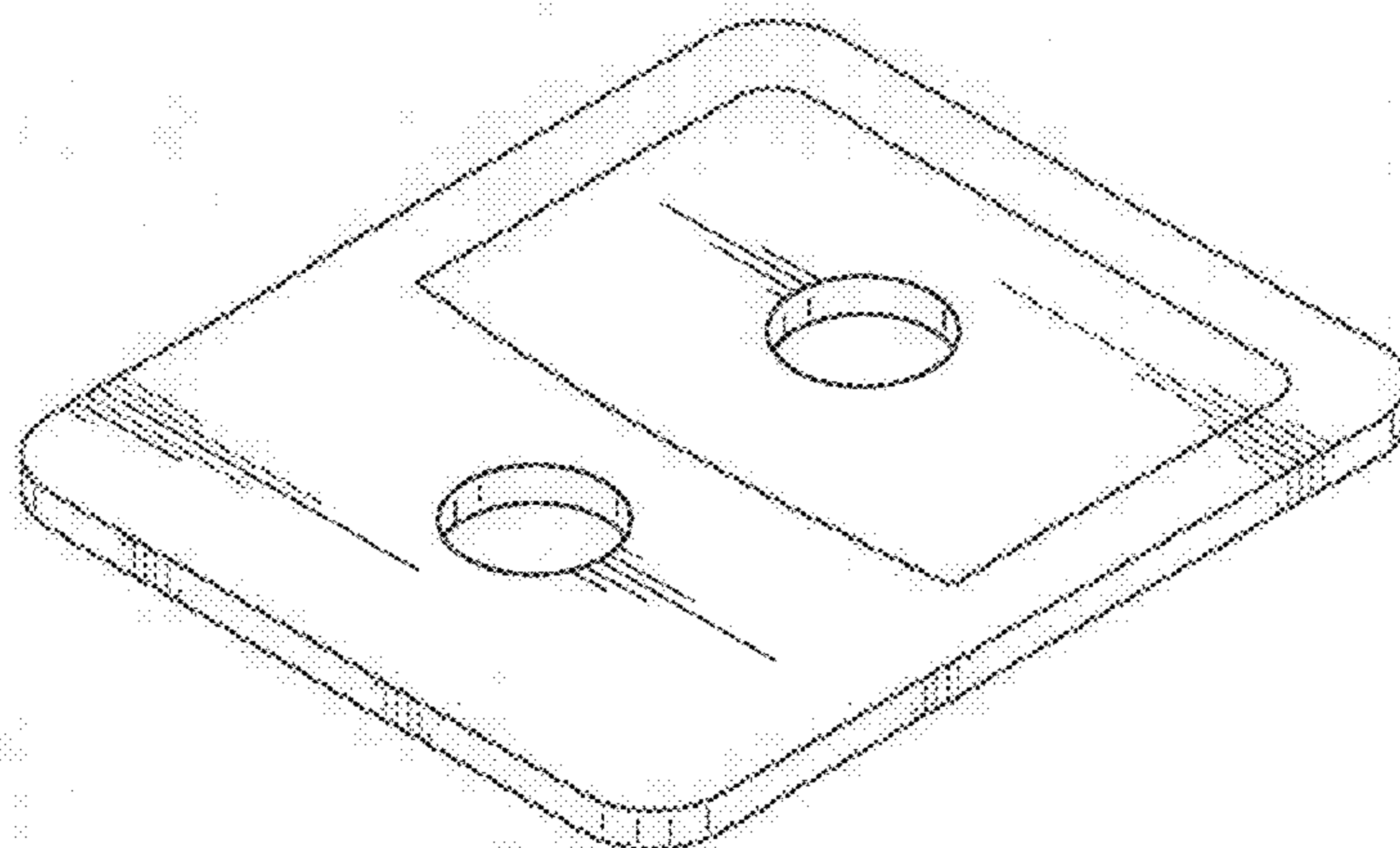
FIG. 1 is a perspective view of a bus bar for battery use; FIG. 2 is a front elevational view thereof; FIG. 3 is a plan view thereof; FIG. 4 is a left side elevational view thereof; FIG. 5 is a sectional view taken along the line 5—5 in FIG. 2; and, FIG. 6 is a reference view that illustrates a state of use.

A rear view is symmetrical to the front view. A bottom view is the same as the plan view. A right side elevational view is the same as the left side elevational view. Therefore, the rear view, the bottom view, and the right side elevational view are not included in the accompanying drawings.

The article to which the design is applied is used for a battery (assembled battery) that is made up of a plurality of battery cells combined for mounting in, for example, an electric motorcar, a hybrid car, or the like, and particularly used for providing serial connection between a connection terminal of a battery cell and another connection terminal of another battery cell.

The broken lines shown in the drawings are included for the purpose of illustrating environmental structure and form no part of the claimed design.

**1 Claim, 3 Drawing Sheets**



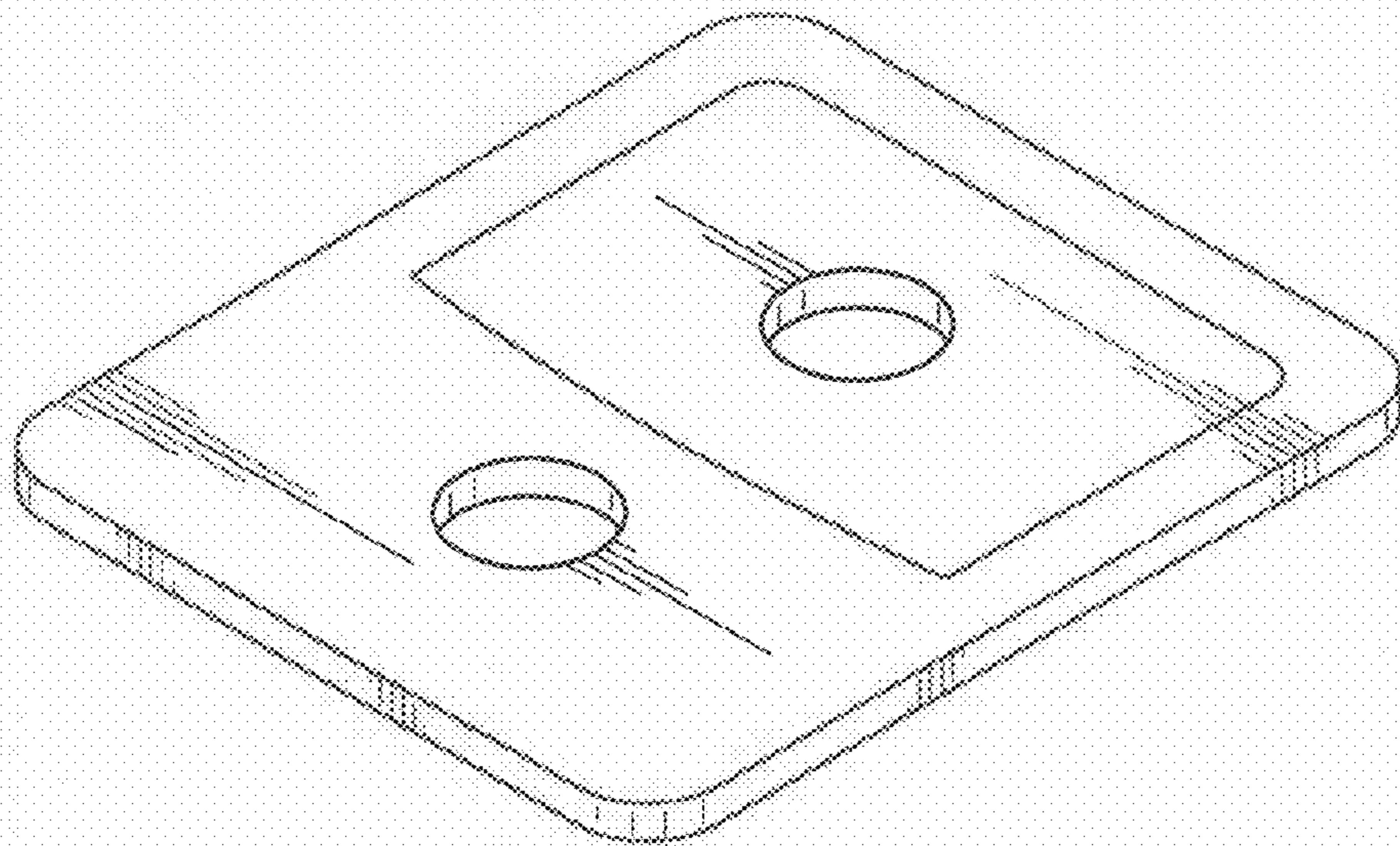


FIG. 1

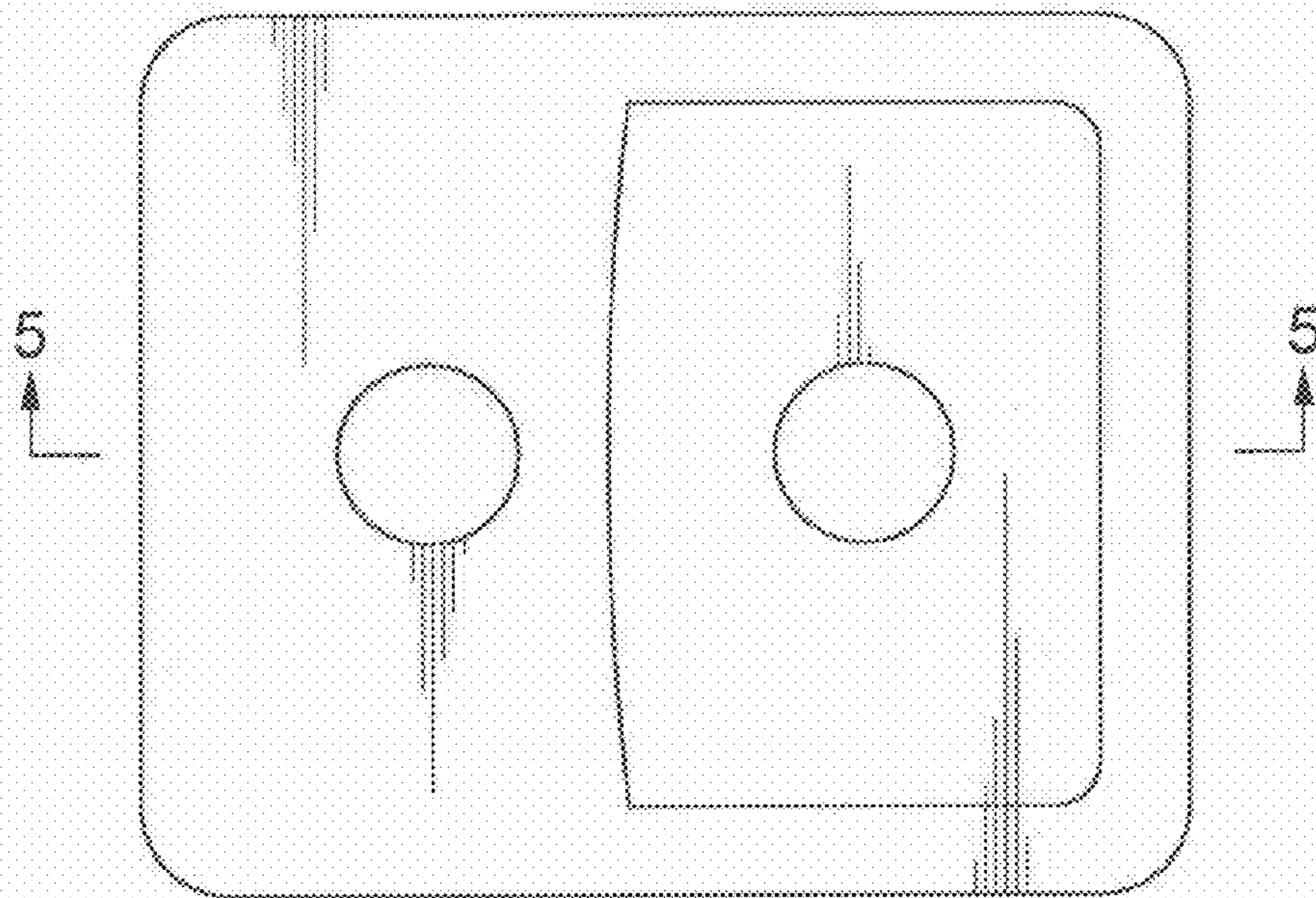


FIG. 2



FIG. 3



FIG. 4



FIG. 5

