



US00D636720S

(12) **United States Design Patent**
Oshima

(10) **Patent No.:** **US D636,720 S**

(45) **Date of Patent:** **** Apr. 26, 2011**

(54) **MOTORCYCLE TIRE**

(75) Inventor: **Masatomo Oshima**, Tokyo (JP)

(73) Assignee: **Bridgestone Corporation**, Tokyo (JP)

(**) Term: **14 Years**

(21) Appl. No.: **29/369,231**

(22) Filed: **Sep. 3, 2010**

(30) **Foreign Application Priority Data**

Mar. 4, 2010 (JP) 2010-005286

(51) **LOC (9) Cl.** **12-15**

(52) **U.S. Cl.** **D12/535**

(58) **Field of Classification Search** D12/534-537,
D12/544, 569-572, 579; 152/209.1, 209.9-12,
152/209.25, 209.28

See application file for complete search history.

(56) **References Cited**

U.S. PATENT DOCUMENTS

D346,351 S * 4/1994 Suzuki D12/535
D381,303 S * 7/1997 Jackson D12/535
D434,353 S * 11/2000 Jackson et al. D12/535

D487,248 S * 3/2004 Taniguchi D12/535
D528,970 S * 9/2006 Board et al. D12/535
D542,215 S * 5/2007 Jackson et al. D12/535
D554,044 S * 10/2007 Shibamoto D12/535
D561,684 S * 2/2008 Gallo et al. D12/535
D568,805 S * 5/2008 Gallo et al. D12/535
D587,645 S * 3/2009 Steinbach D12/535
D606,004 S * 12/2009 Donnelly et al. D12/535

* cited by examiner

Primary Examiner — Stacia Cadmus

(74) *Attorney, Agent, or Firm* — Sughrue Mion, PLLC

(57) **CLAIM**

The ornamental design for a motorcycle tire, as shown and described.

DESCRIPTION

FIG. 1 is a front view of a motorcycle tire;
FIG. 2 is a perspective view thereof;
FIG. 3 is a rear view thereof;
FIG. 4 is a left side view thereof;
FIG. 5 is a right side view thereof;
FIG. 6 is a fragmentary enlarged view showing the details of the tread portion; and,
FIG. 7 is an end view taken along line 7—7 in FIG. 6.

1 Claim, 7 Drawing Sheets

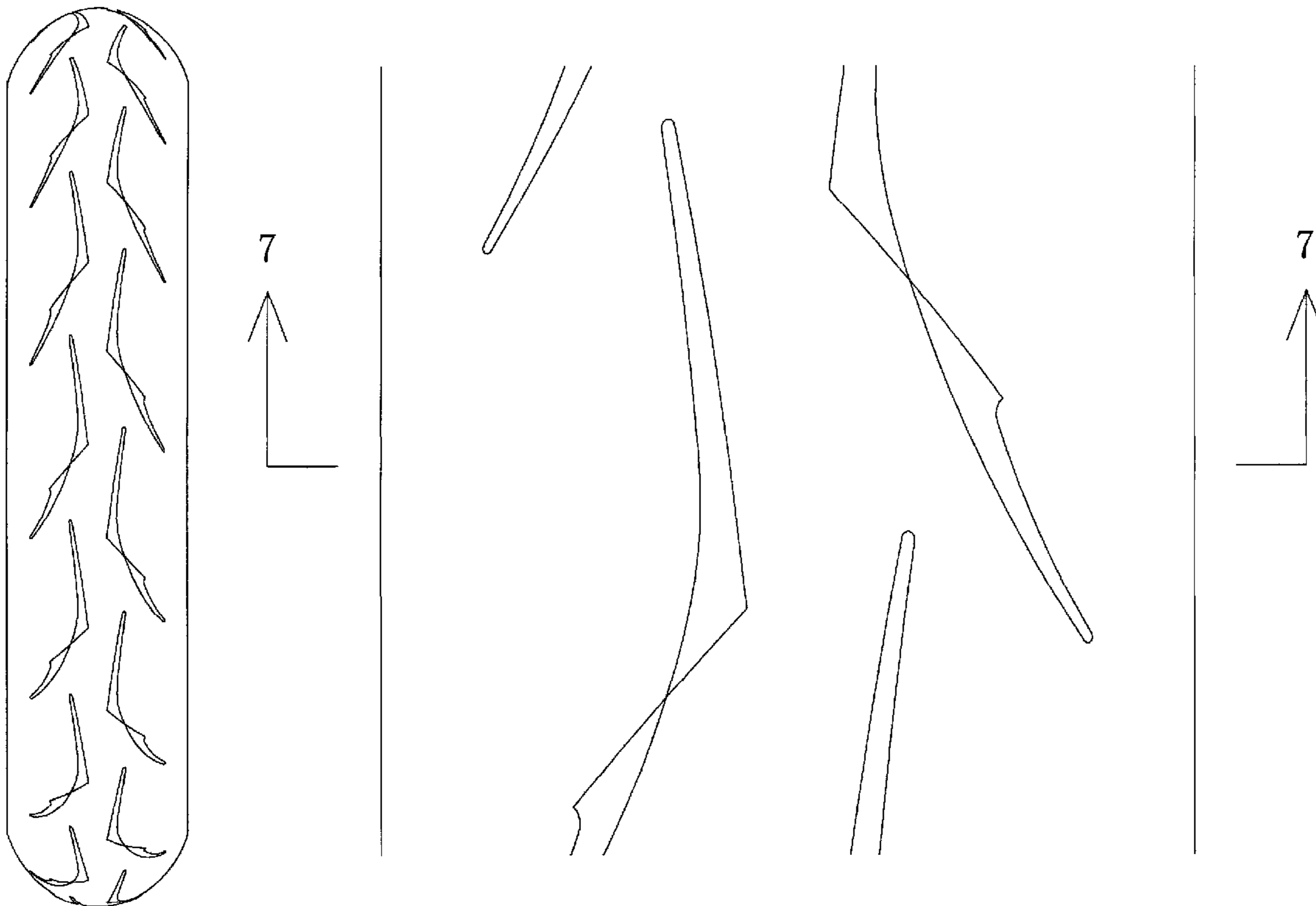


FIG. 1




FIG. 2




FIG. 3




FIG. 4

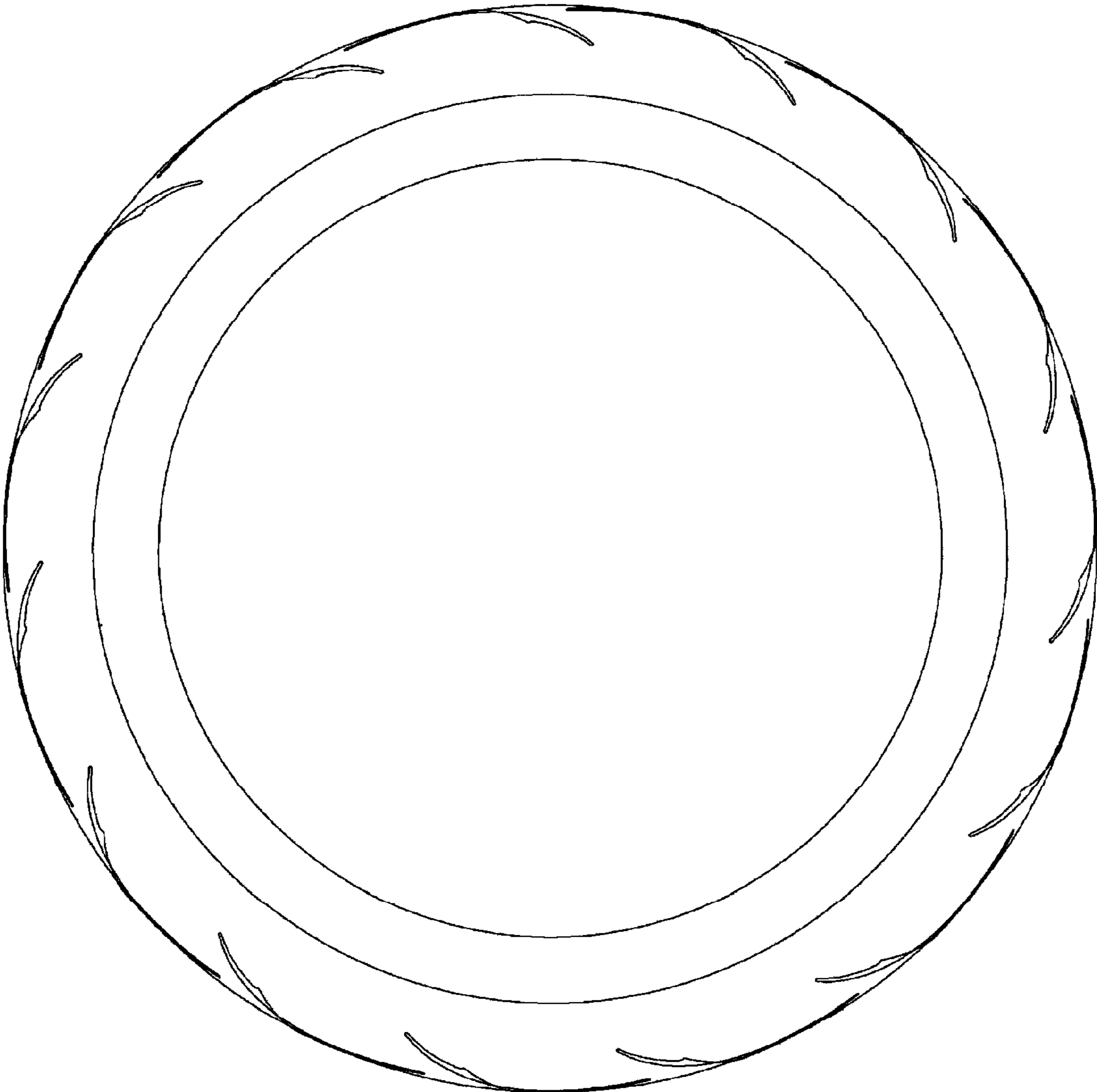


FIG. 5

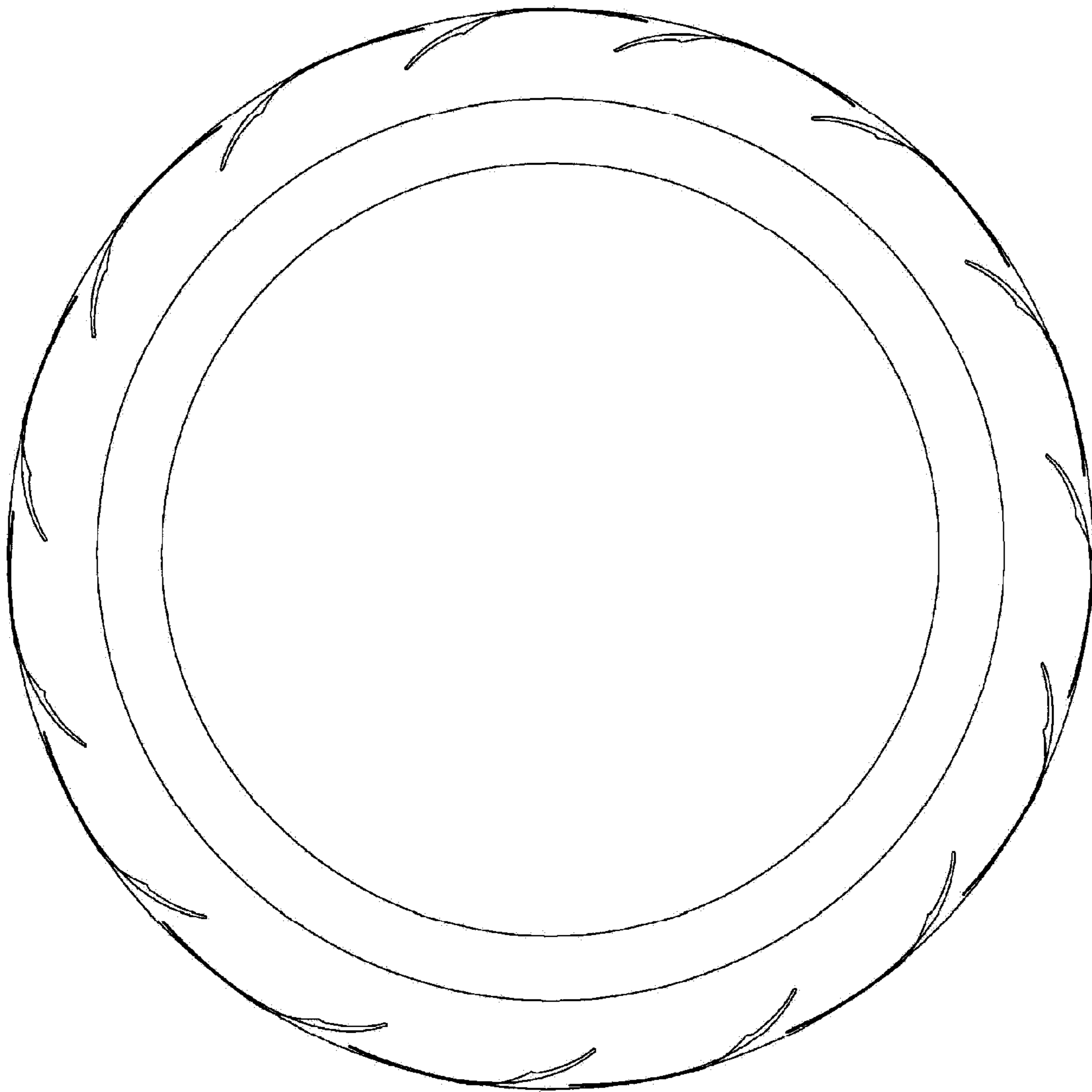


FIG. 6

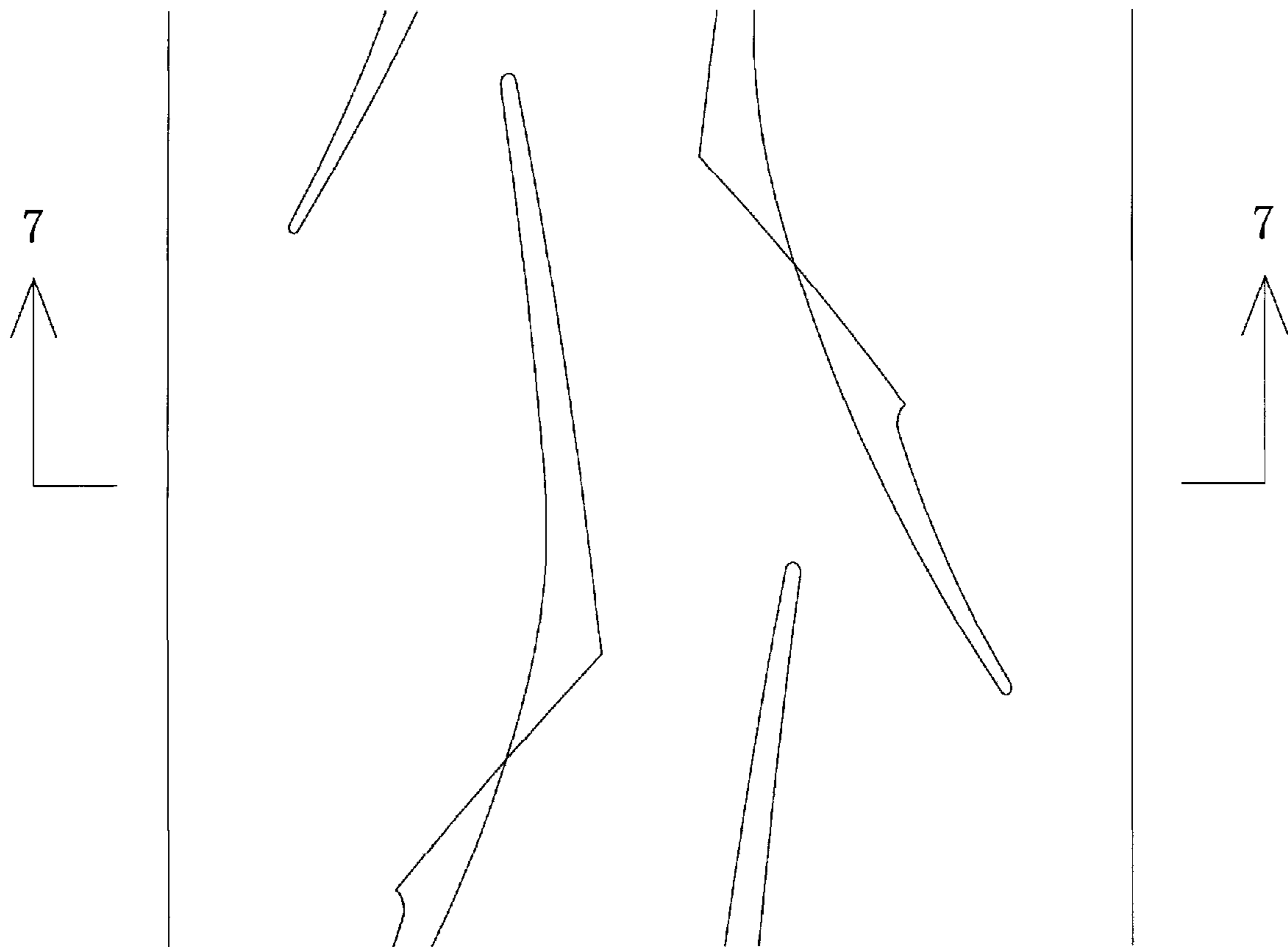


FIG. 7

