



US00D636719S

(12) **United States Design Patent**  
**Hinrichs**

(10) **Patent No.:** **US D636,719 S**

(45) **Date of Patent:** **\*\* Apr. 26, 2011**

(54) **LEFT AND RIGHT SUNROOF TRANSPARENT INSERTS**

(76) Inventor: **Christopher W. Hinrichs**, Delafield, WI (US)

(\*\*) Term: **14 Years**

(21) Appl. No.: **29/376,919**

(22) Filed: **Oct. 14, 2010**

(51) **LOC (9) Cl.** ..... **12-16**

(52) **U.S. Cl.** ..... **D12/404**

(58) **Field of Classification Search** ..... D12/401-414, D12/414.1, 89-93, 16, 96-100; D21/433-434, D21/548, 552, 559, 561; D25/38, 43; D6/552, D6/513, 567; 135/88.01, 95, 165-167; 150/158; 160/32, 26; 280/770; 296/136.01, 190.08, 296/190.01-190.02, 114-116, 77.1, 100.01-100.06, 296/98; 248/687, 688; D8/71; D3/905, D3/272, 273; 5/662

See application file for complete search history.

(56) **References Cited**

U.S. PATENT DOCUMENTS

7,780,220 B2 *	8/2010	Aqeel	.....	296/136.01
2008/0284201 A1 *	11/2008	Aqeel	.....	296/136.01
2009/0256393 A1 *	10/2009	Kim	.....	296/190.03
2010/0116387 A1 *	5/2010	Channey et al.	.....	150/165

\* cited by examiner

*Primary Examiner* — Caron Veynar

*Assistant Examiner* — Katrina A Kile

(74) *Attorney, Agent, or Firm* — Donald J. Ersler

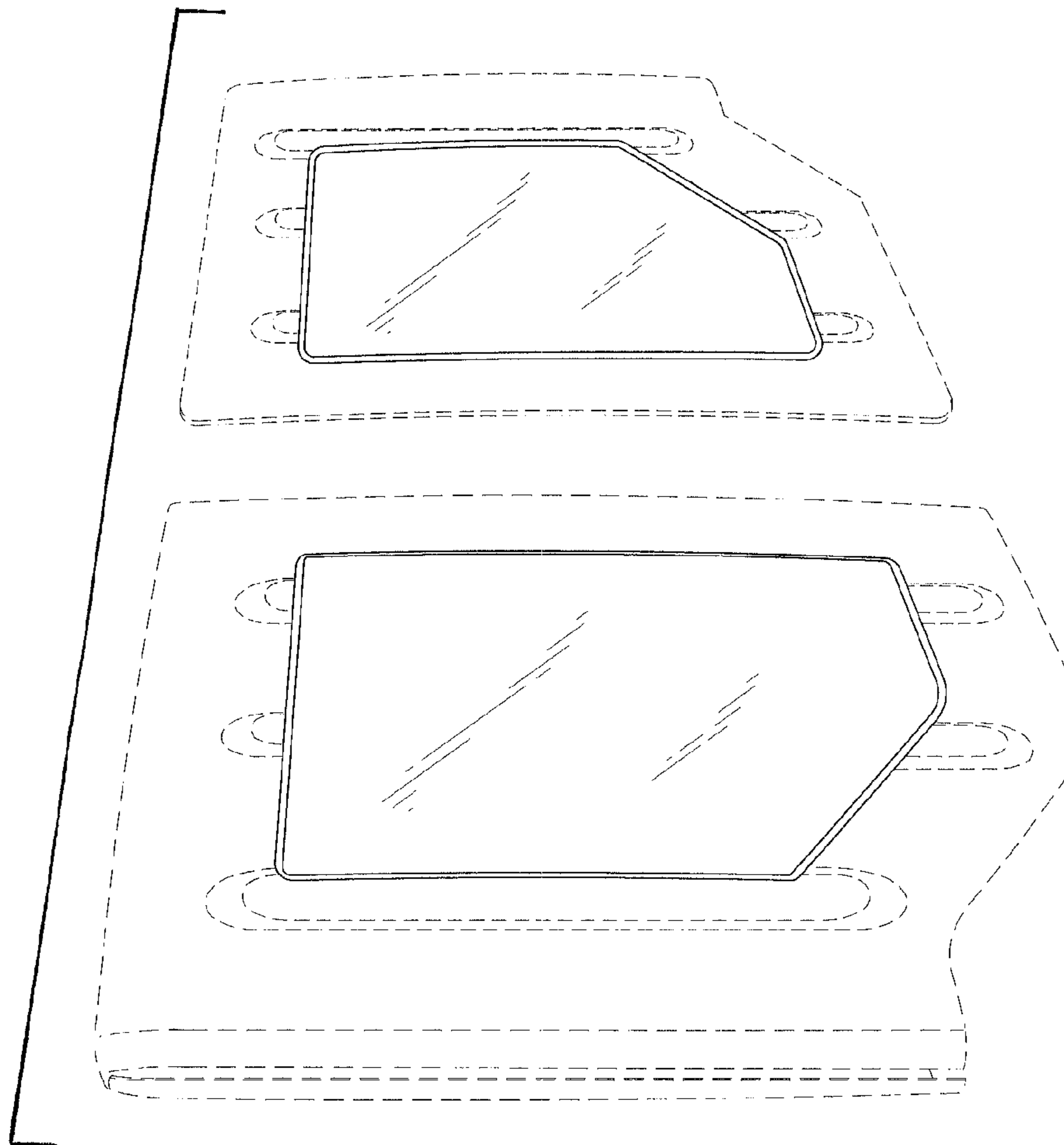
(57) **CLAIM**

The ornamental design for left and right sunroof transparent inserts, as shown and described.

**DESCRIPTION**

FIG. 1 is a perspective view of left and right sunroof transparent inserts incorporating my new design; FIG. 2 is a bottom perspective view thereof; and, FIG. 3 is a rear elevation view thereof. The broken line showing of portions of a sunroof forms no part of the claimed design.

**1 Claim, 3 Drawing Sheets**



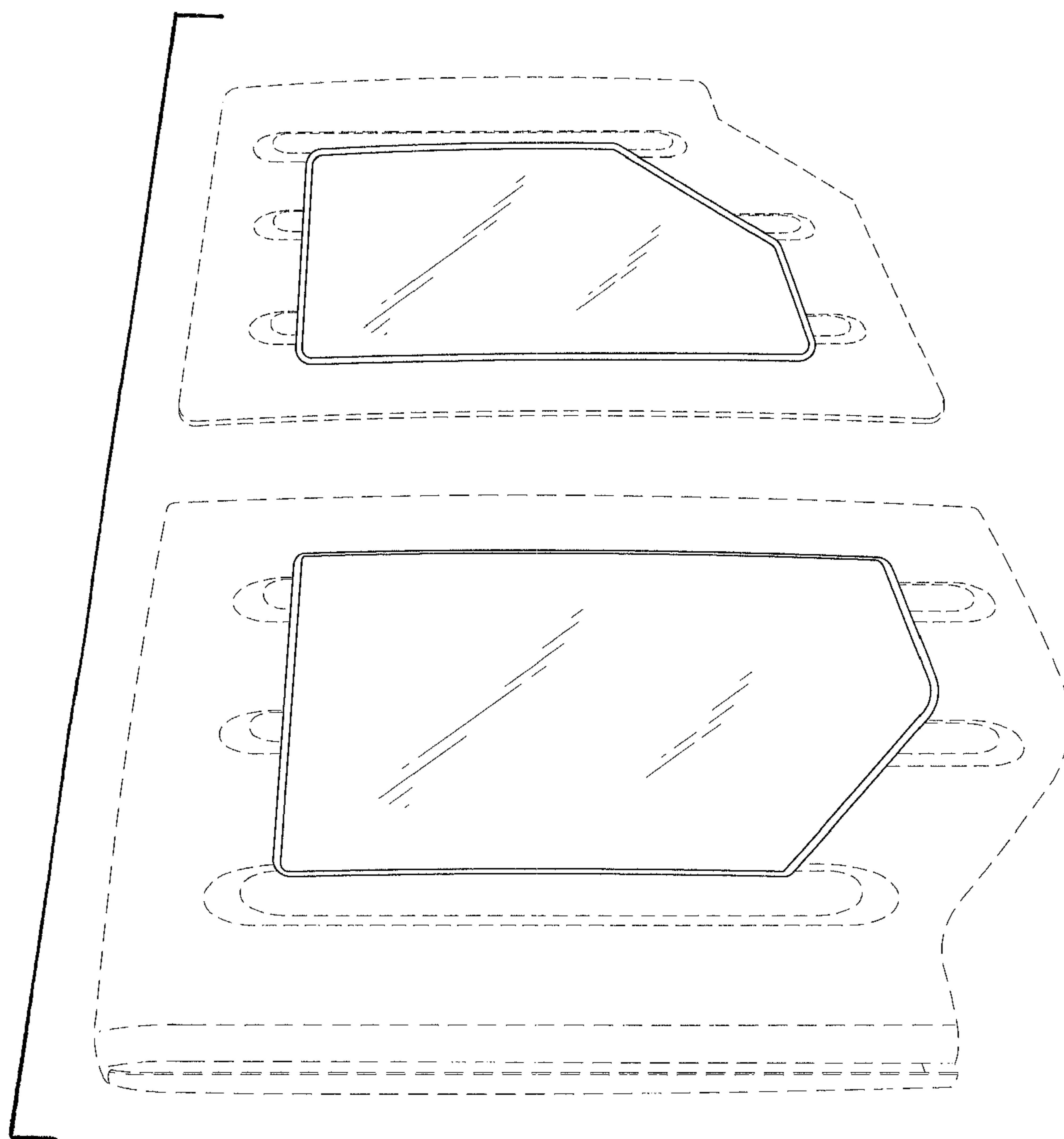


FIG. 1

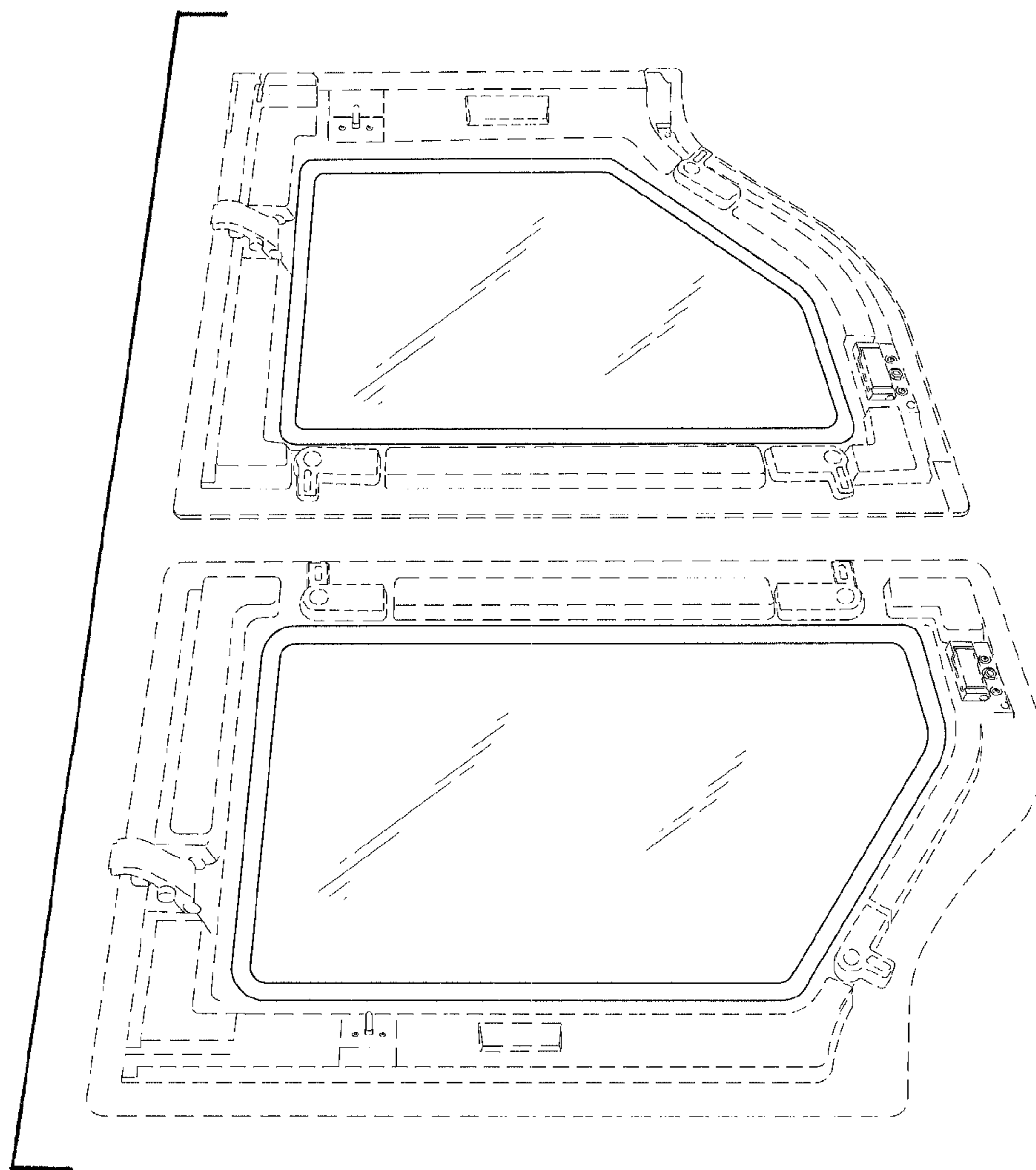


FIG. 2

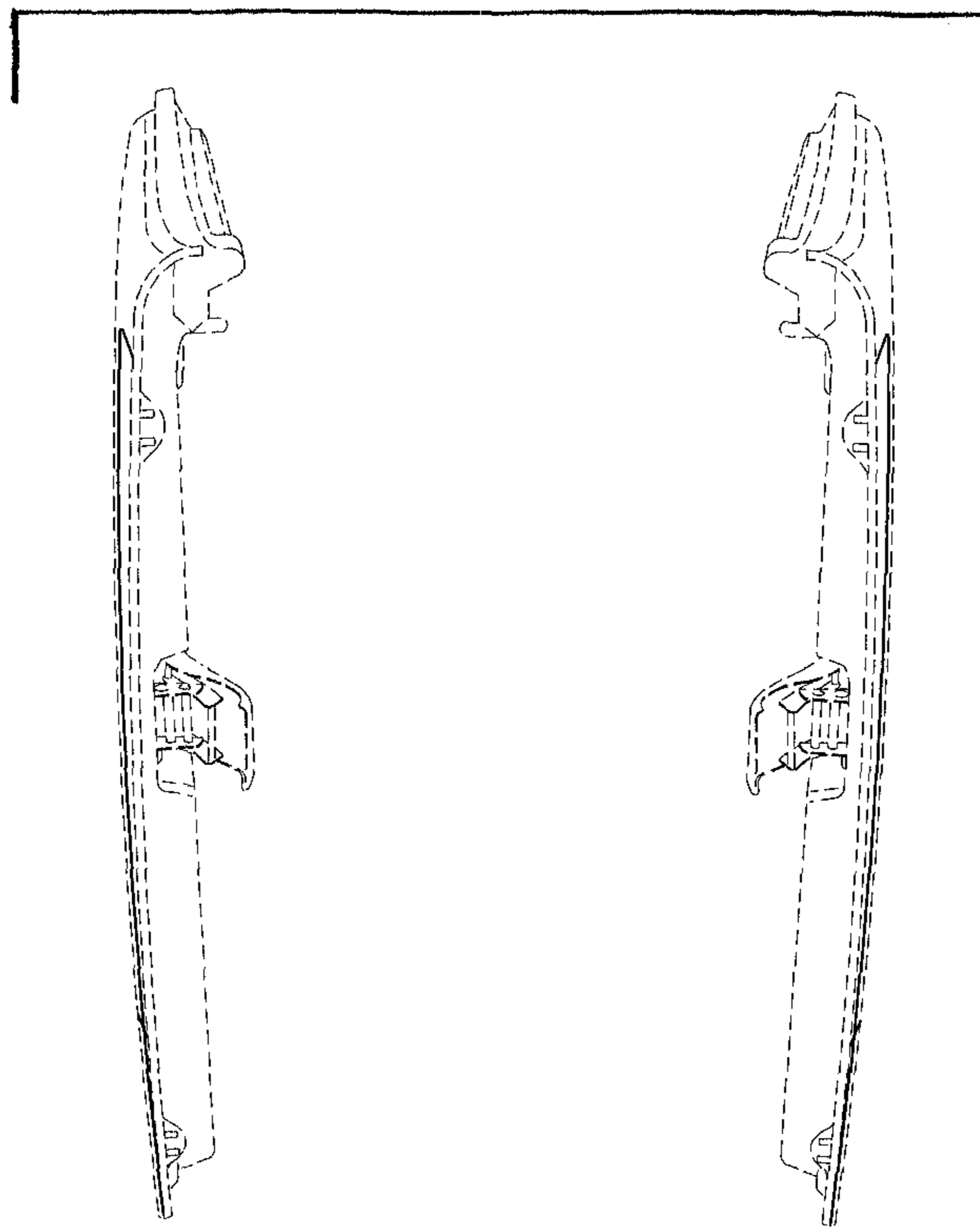


FIG. 3