



US00D636693S

(12) **United States Design Patent**
Hegi

(10) **Patent No.:** **US D636,693 S**

(45) **Date of Patent:** **** Apr. 26, 2011**

(54) **JEWEL**

(75) Inventor: **Matthieu Hegi**, Troinex (CH)

(73) Assignee: **Manufacture Roger Dubuis S.A.** (CH)

(**) Term: **14 Years**

(21) Appl. No.: **29/365,800**

(22) Filed: **Jul. 15, 2010**

(51) **LOC (9) Cl.** **11-01**

(52) **U.S. Cl.** **D11/1; D11/56**

(58) **Field of Classification Search** D11/3,
D11/26-39, 56, 1, 2, 79-90; 63/15, 15.1-15.4,
63/15.45, 15.5, 15.6, 15.65, 15.7, 26-28,
63/12, 13, 14, 1.11

See application file for complete search history.

(56) **References Cited**

U.S. PATENT DOCUMENTS

D186,990 S * 1/1960 Berland D11/33
D466,827 S * 12/2002 Fornas D11/79
D512,660 S * 12/2005 Steshik D11/81
D587,615 S * 3/2009 Steil D11/34

D589,391 S * 3/2009 Sandberg D11/86
D604,659 S * 11/2009 Sandberg D11/83
D605,967 S * 12/2009 Sandberg D11/1
D620,828 S * 8/2010 Djordjevic D11/1
D620,829 S * 8/2010 Djordjevic D11/1

* cited by examiner

Primary Examiner — Cathron C Brooks

Assistant Examiner — Melanie Levy

(74) *Attorney, Agent, or Firm* — Galbreath Law Offices,
P.C.; John A. Galbreath


(57) **CLAIM**

The ornamental design for a jewel, as shown and described.

DESCRIPTION

FIG. 1 is a front view of the invention;
FIG. 2 is a back view of the invention;
FIG. 3 is a side view of the invention;
FIG. 4 is another side view of the invention, showing the side
opposite that shown in FIG. 3;
FIG. 5 is a top view of the invention;
FIG. 6 is a bottom view of the invention; and,
FIG. 7 is a perspective view of the invention.

1 Claim, 2 Drawing Sheets






Fig.1




Fig.2




Fig.3




Fig.4

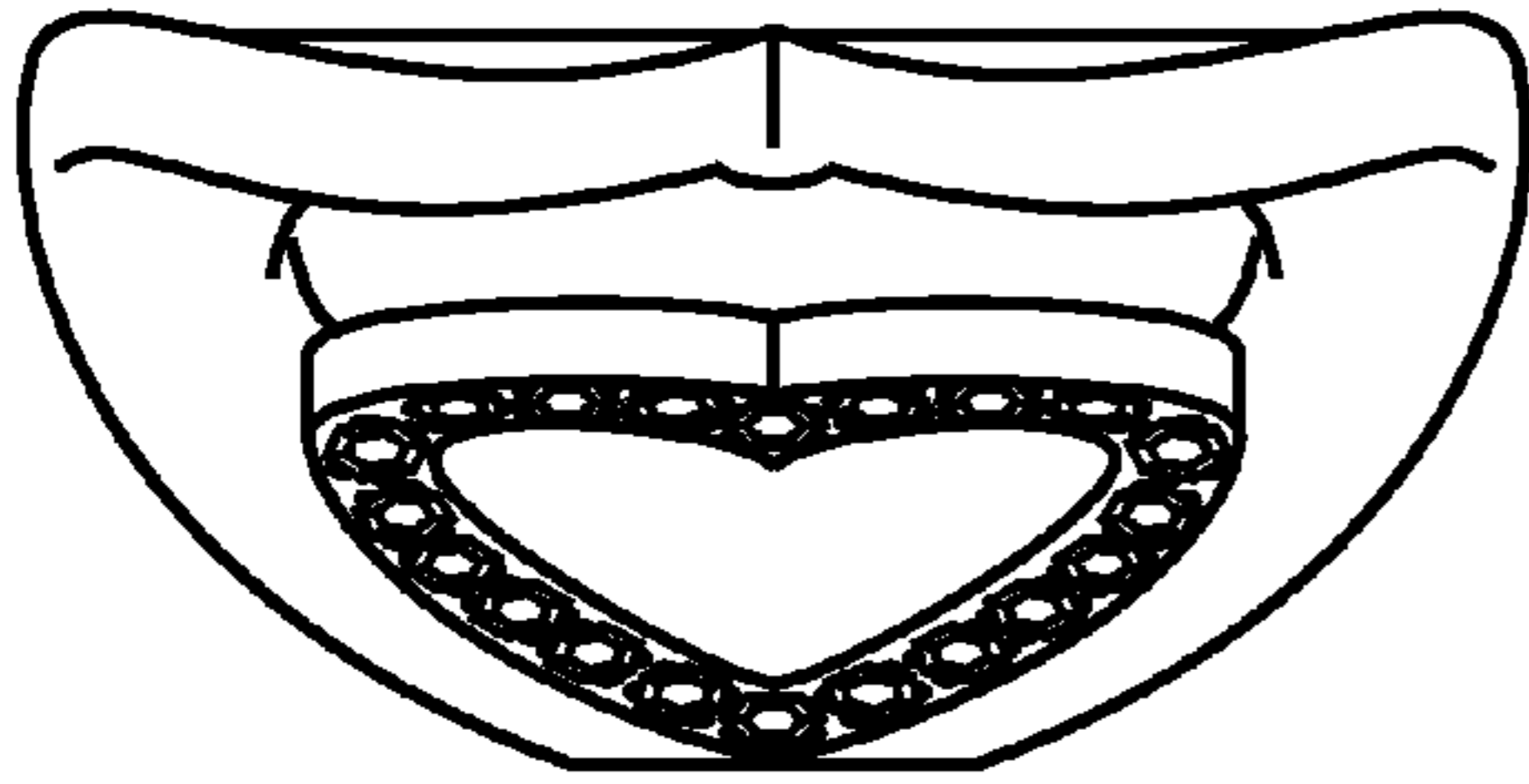


Fig.5

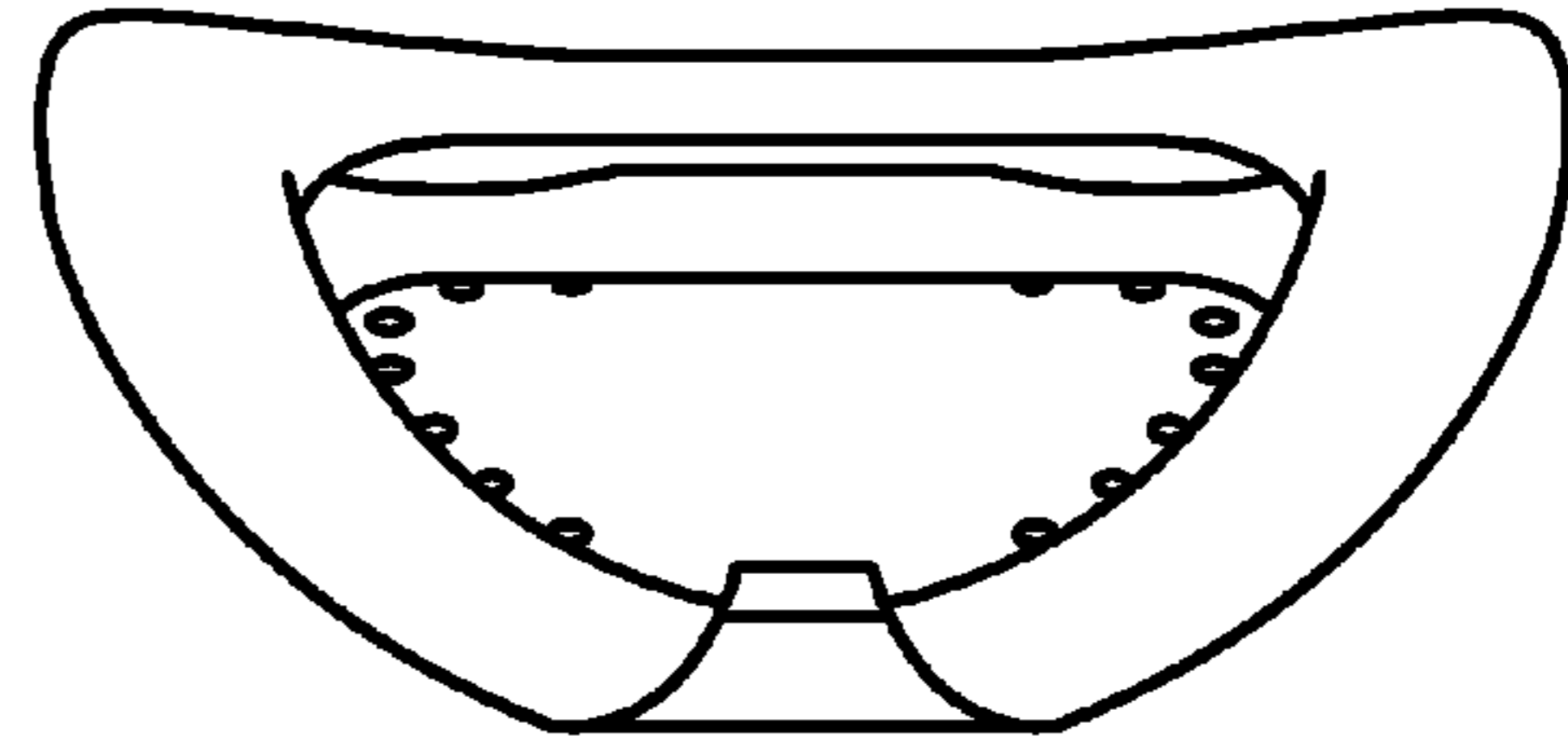


Fig.6



Fig.7