



US00D636692S

(12) **United States Design Patent**  
**Pospieszny et al.**

(10) **Patent No.:** **US D636,692 S**  
(45) **Date of Patent:** **\*\* Apr. 26, 2011**

(54) **DOUBLE TOURBILLON SKELETON WATCH MOVEMENT**

(75) Inventors: **Sébastien Pospieszny**, Veigy Foncenex (FR); **Bastien Charrier**, Viry (FR); **Gregory Bruttin**, Geneva (CH)

(73) Assignee: **Manufacture Roger Dubuis S.A.**, Meyrin (CH)

(\*\*) Term: **14 Years**

(21) Appl. No.: **29/311,863**

(22) Filed: **Jul. 15, 2009**

(30) **Foreign Application Priority Data**

Jan. 16, 2009 (WO) ..... DM/071 407

(51) **LOC (9) Cl.** ..... **10-07**

(52) **U.S. Cl.** ..... **D10/129**

(58) **Field of Classification Search** ..... D10/122-132, D10/30-39; 368/124-133, 168-178, 155-164  
See application file for complete search history.

(56) **References Cited**

**U.S. PATENT DOCUMENTS**

57,310	A *	8/1866	French	368/132
121,337	A *	11/1871	Combs	368/131
167,872	A *	9/1875	Borquin	368/132
359,227	A *	3/1887	Pallweber	368/221
D18,821	S *	12/1888	Ward	D10/129

418,128	A *	12/1889	Hart	368/127
580,046	A *	4/1897	Harrington	368/318
922,197	A *	5/1909	Sandoz	368/127
D62,566	S *	6/1923	Dudley	D10/129
2,061,047	A *	11/1936	Schweitzer, Jr.	368/126
2,108,776	A *	2/1938	McNicoll	368/169
2,369,338	A *	2/1945	Carlson et al.	368/324
2,580,597	A *	1/1952	Fritz-Andre	368/125
4,674,889	A *	6/1987	Klaus	368/28
D438,473	S *	3/2001	Dumas	D10/39
6,520,674	B1 *	2/2003	Tokoro	368/127
D505,342	S *	5/2005	Hayek	D10/39
D519,390	S *	4/2006	Lovegrove	D10/39
D524,181	S *	7/2006	Nataf	D10/126
D530,628	S *	10/2006	Raffy	D10/32
D568,180	S *	5/2008	Laucella	D10/39
D579,793	S *	11/2008	Hayek	D10/39
D611,866	S *	3/2010	Dias	D10/129

\* cited by examiner

*Primary Examiner* — Lucy Lieberman

(74) *Attorney, Agent, or Firm* — Westerman, Hattori, Daniels & Adrian, LLP

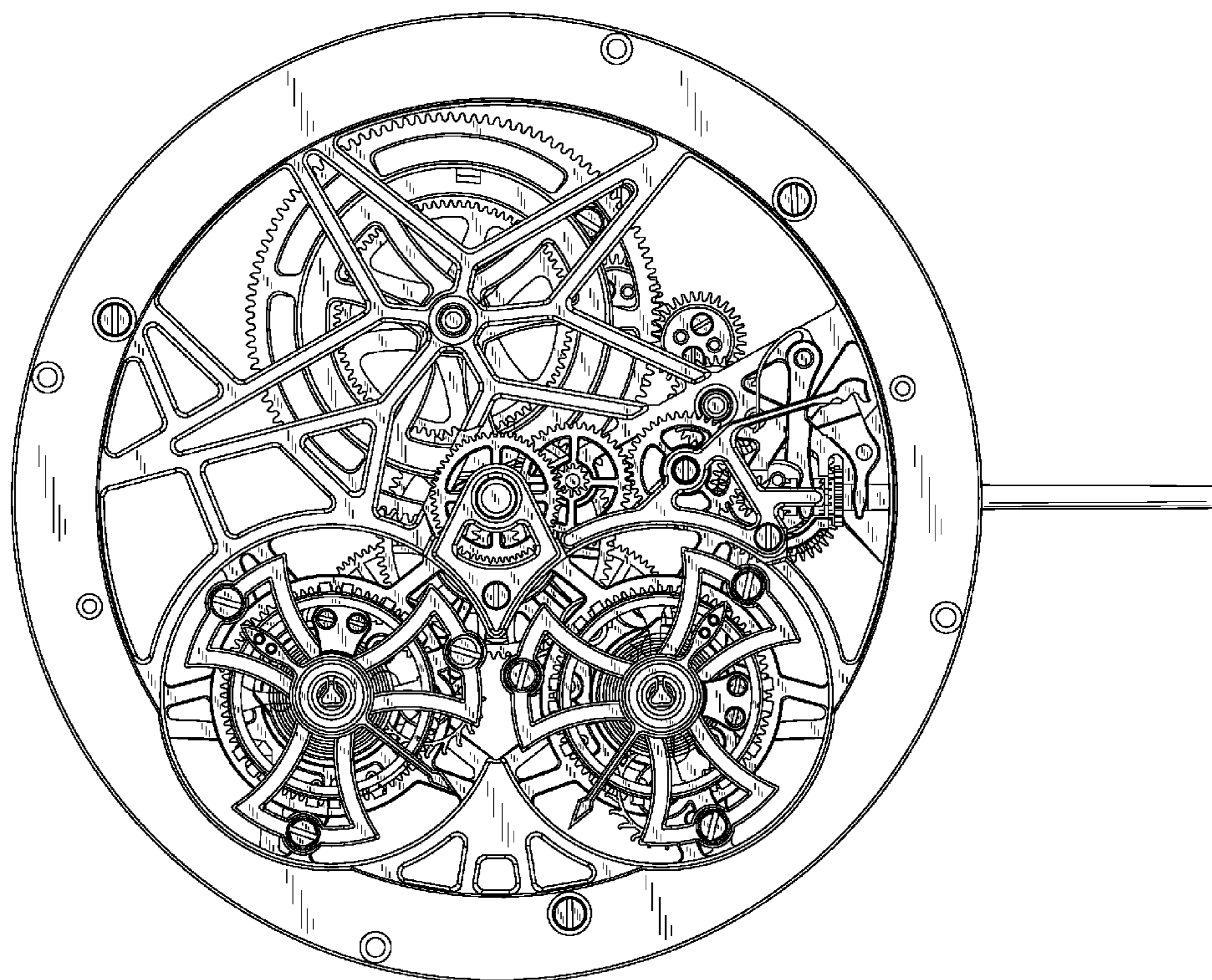
(57) **CLAIM**

The ornamental design for a double tourbillon skeleton watch movement, as shown and described.

**DESCRIPTION**

FIG. 1 is a front elevation of a double tourbillon skeleton watch movement showing my new design; and, FIG. 2 is a perspective view thereof.

**1 Claim, 2 Drawing Sheets**



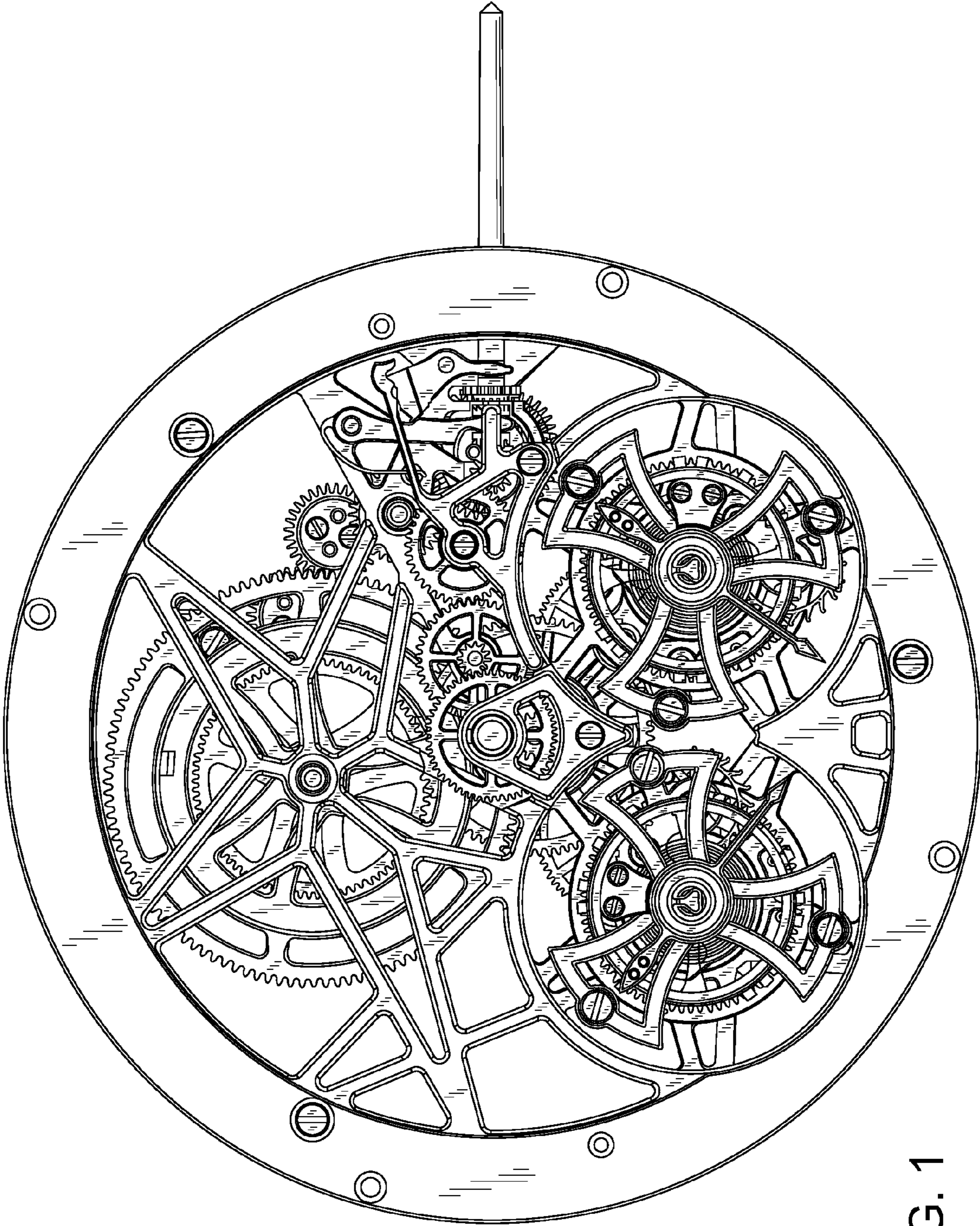


FIG. 1

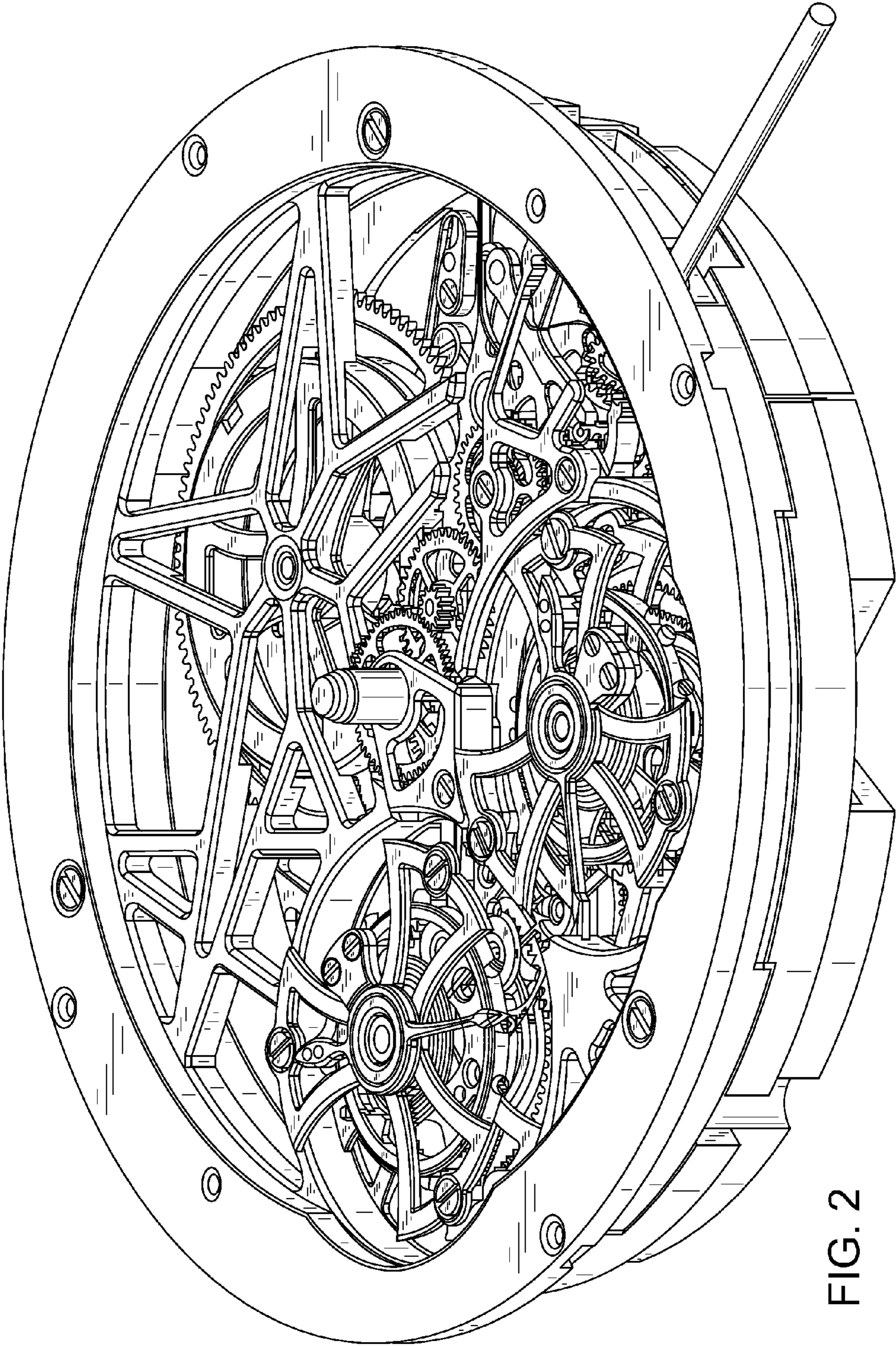


FIG. 2