



US00D636685S

(12) **United States Design Patent**  
**Avranches**

(10) **Patent No.:** **US D636,685 S**  
(45) **Date of Patent:** **\*\* Apr. 26, 2011**

(54) **WATCH CASE**

(75) **Inventor:** **Stéphane Avranches**, Plan-les-Ouates  
(CH)

(73) **Assignee:** **Swatch AG (Swatch SA) (Swatch Ltd.)**,  
Biel/Bienne (CH)

(\*\*) **Term:** **14 Years**

(21) **Appl. No.:** **29/369,210**

(22) **Filed:** **Sep. 3, 2010**

(30) **Foreign Application Priority Data**

Mar. 5, 2010 (WO) ..... DM/073 270

(51) **LOC (9) Cl.** ..... **10-02**

(52) **U.S. Cl.** ..... **D10/38**

(58) **Field of Classification Search** ..... D10/30-39;  
368/276, 281, 282, 285  
See application file for complete search history.

(56) **References Cited**

**U.S. PATENT DOCUMENTS**

D327,023	S	*	6/1992	St. Dizier	.....	D10/39
5,455,808	A	*	10/1995	Grupp et al.	.....	368/82
5,668,781	A	*	9/1997	Jeannet et al.	.....	368/28
5,696,741	A	*	12/1997	Nussbaum	.....	368/281
D457,818	S	*	5/2002	Avranches	.....	D10/39
D470,777	S	*	2/2003	Ramazzina	.....	D10/30
D476,905	S	*	7/2003	El Kadiri	.....	D10/30

D476,906	S	*	7/2003	Nussbaum	.....	D10/30
D477,235	S	*	7/2003	El Kadiri	.....	D10/30
6,590,835	B2	*	7/2003	Farine et al.	.....	368/10
6,714,485	B2	*	3/2004	Albisetti et al.	.....	368/27
6,809,993	B1	*	10/2004	Muller et al.	.....	368/242
6,874,931	B2	*	4/2005	Noirjean et al.	.....	368/282
D537,740	S	*	3/2007	Grosjean	.....	D10/38
D559,125	S	*	1/2008	Figueiredo	.....	D10/38
D559,126	S	*	1/2008	Avranches	.....	D10/38
D582,792	S	*	12/2008	Lalo	.....	D10/38
D593,879	S	*	6/2009	Chen	.....	D10/32

\* cited by examiner

*Primary Examiner* — Lucy Lieberman

(74) *Attorney, Agent, or Firm* — Collen IP; Donald J. Ranft

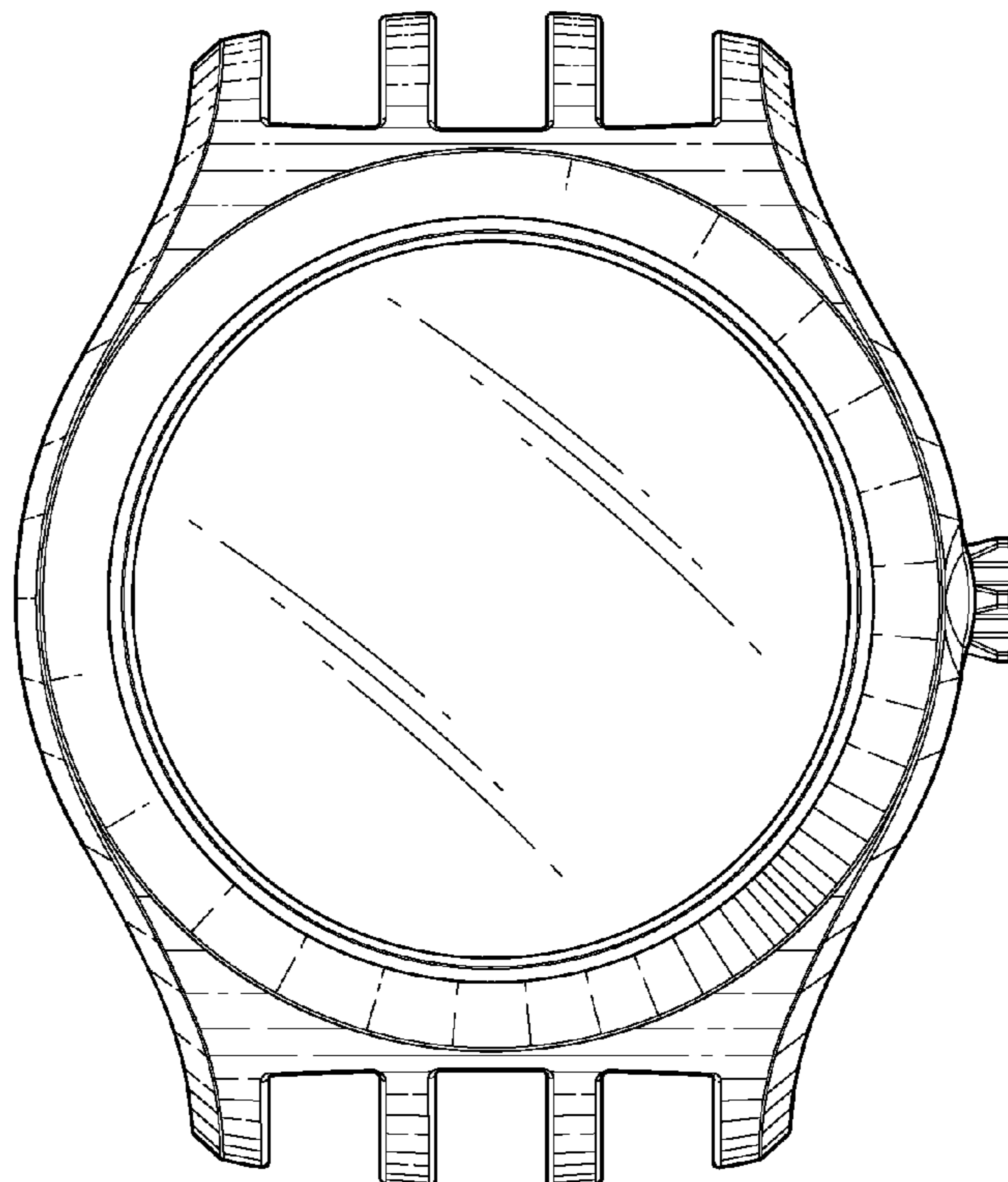
(57) **CLAIM**

The ornamental design for a watch case, as shown and described.

**DESCRIPTION**

FIG. 1 is a front perspective view of a watch case showing my new design; and  
FIG. 2 is a front view thereof;  
FIG. 3 is a rear view thereof;  
FIG. 4 is a right side view thereof;  
FIG. 5 is a left side view thereof;  
FIG. 6 is a bottom view thereof; and,  
FIG. 7 is a top view thereof.  
The portions of the watch case shown in broken lines form no part of the claimed design.

**1 Claim, 5 Drawing Sheets**



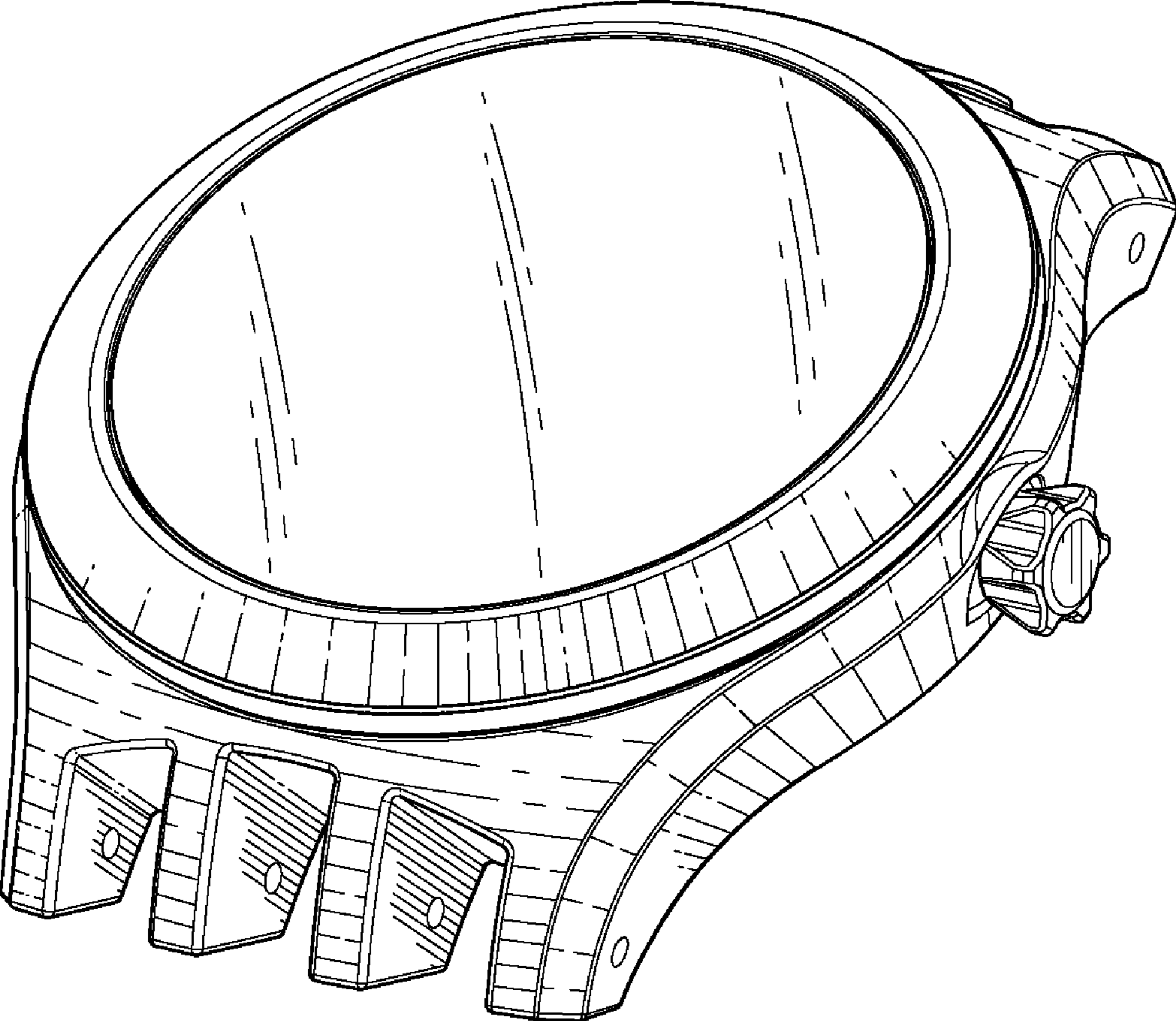


FIG. 1

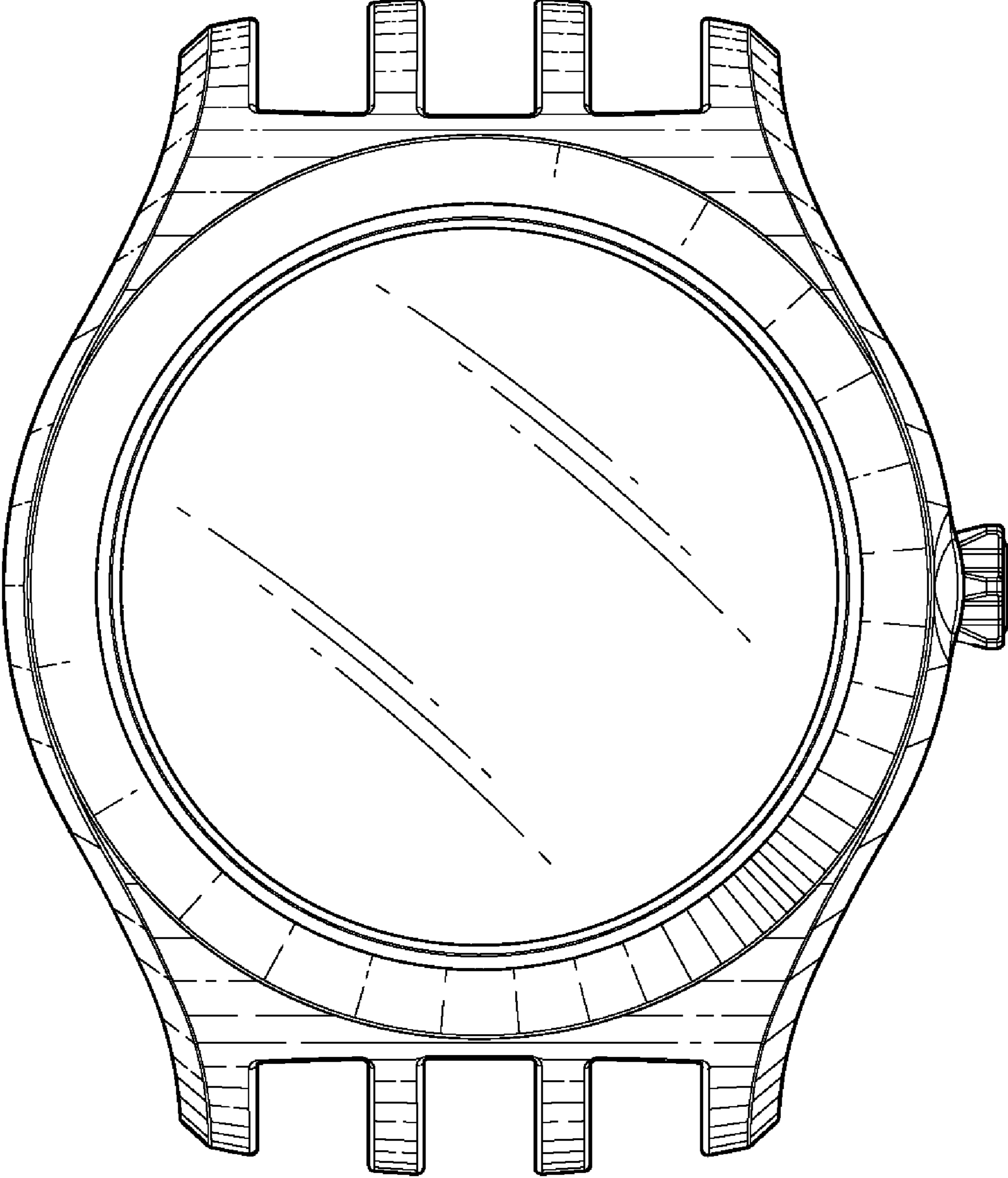


FIG. 2

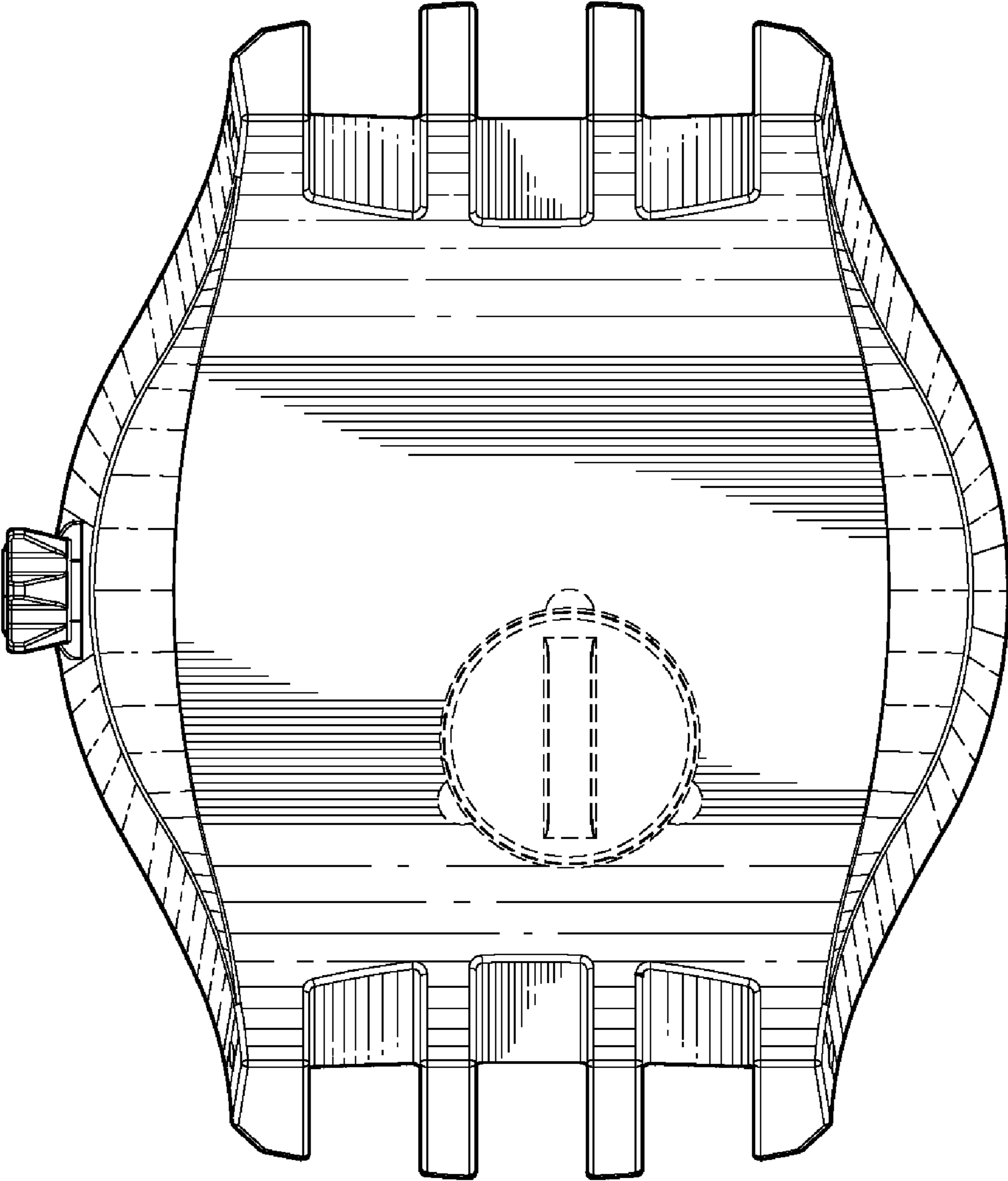


FIG. 3

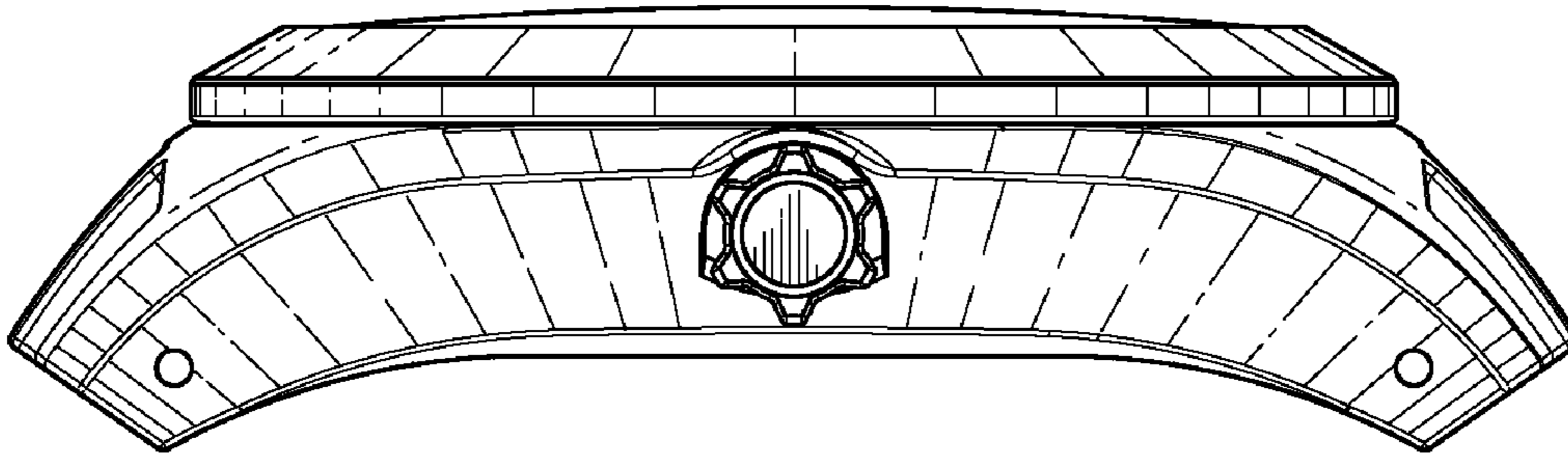


FIG. 4

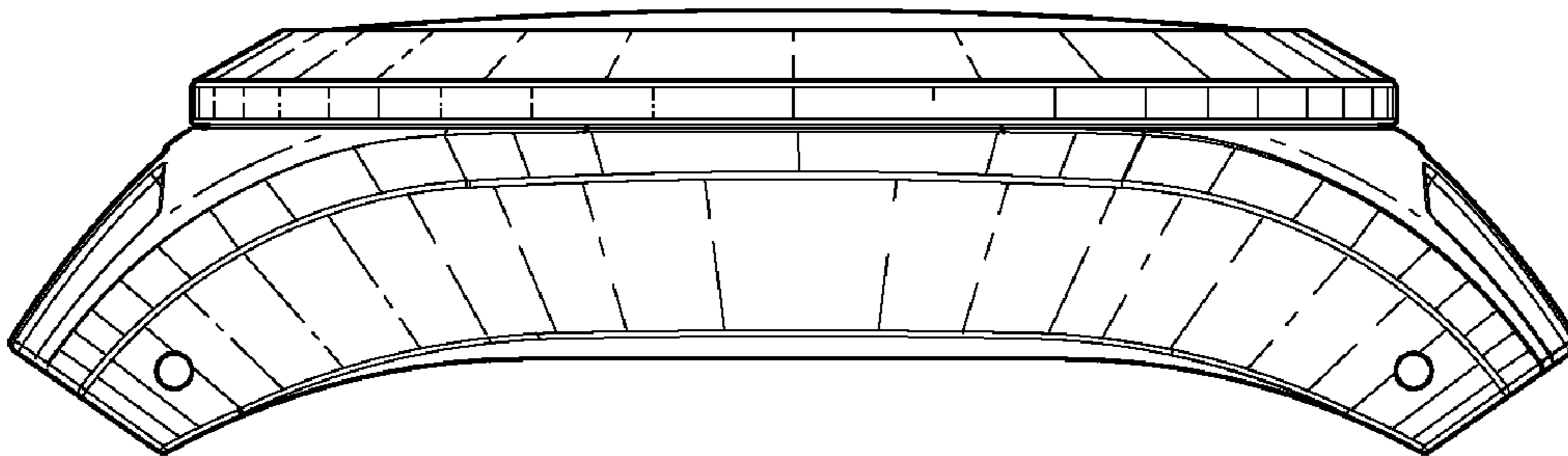


FIG. 5

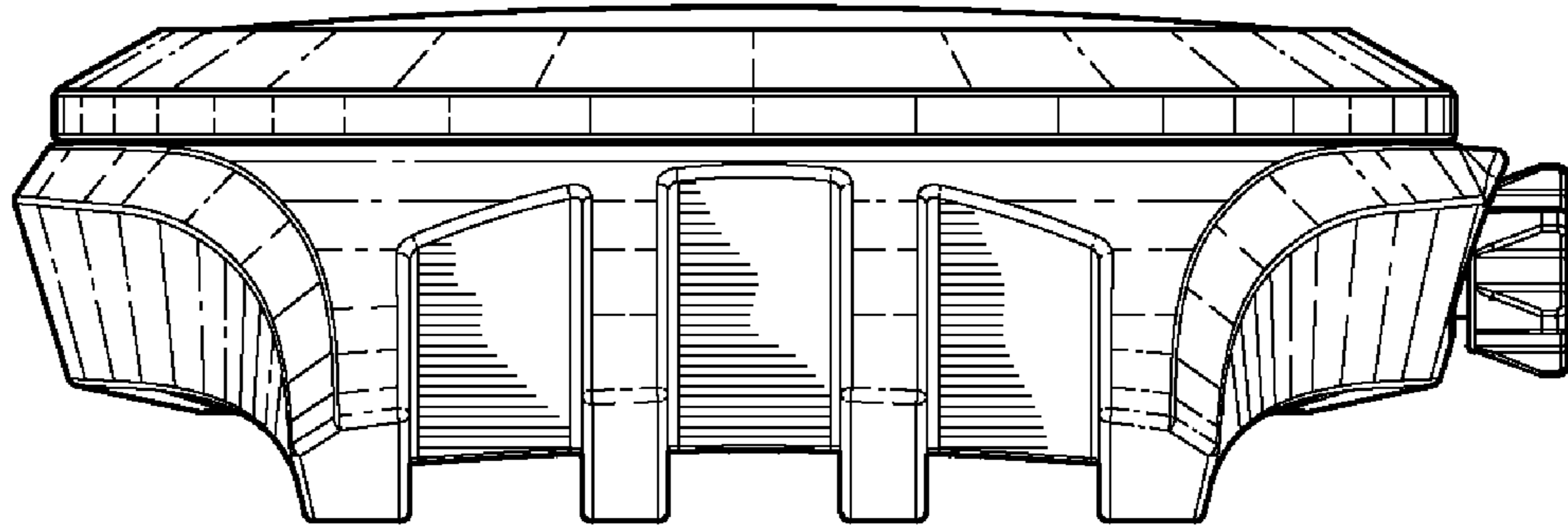


FIG. 6

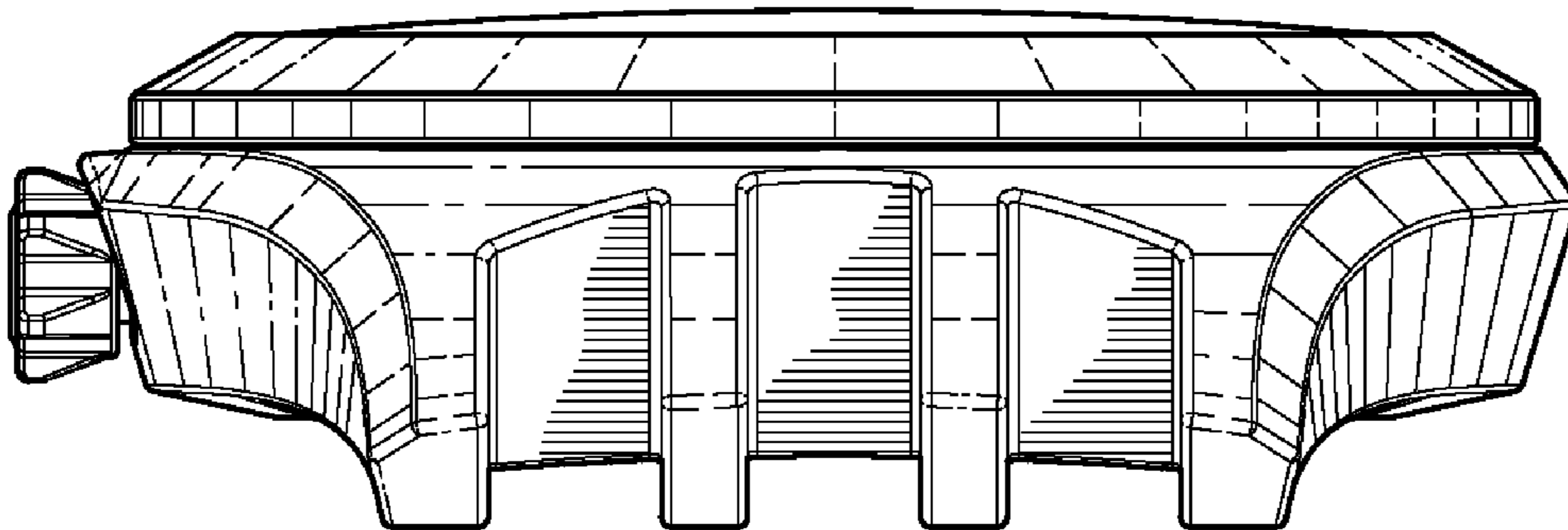


FIG. 7