



US00D636683S

(12) **United States Design Patent**
Floyd et al.

(10) **Patent No.:** **US D636,683 S**

(45) **Date of Patent:** **** Apr. 26, 2011**

(54) **CONTAINER**

(75) Inventors: **Brian Lee Floyd**, Cincinnati, OH (US);
Ian Andrew Carnduff, New York, NY
(US); **Paul Frank Diehl**, Brooklyn, NY
(US); **Graham Clive Hufton**, New York,
NY (US)

(73) Assignee: **The Gillette Company**, Boston, MA
(US)

(**) Term: **14 Years**

(21) Appl. No.: **29/362,600**

(22) Filed: **May 27, 2010**

(51) **LOC (9) Cl.** **09-01**

(52) **U.S. Cl.** **D9/688; D9/690**

(58) **Field of Classification Search** D9/682-694,
D9/516-575, 434-436, 447-450; D28/5,
D28/76, 77, 91.1; 222/129, 135, 153.01,
222/153.03, 153.04, 153.09, 153.11-153.14,
222/182, 631, 635, 209, 211-213, 215, 321.7-321.9,
222/372, 373, 378, 379, 383.1, 384-386,
222/398, 400.7, 400.8, 401, 402.1-402.25
See application file for complete search history.

(56) **References Cited**

U.S. PATENT DOCUMENTS

D74,459	S	*	2/1928	Suarez, Jr.	D9/550
2,035,599	A	*	3/1936	Florman	239/333
D204,711	S	*	5/1966	Plummer	D9/539
D206,689	S	*	1/1967	Pizzurro	D9/448
D221,275	S	*	7/1971	Hebblethwaite	D9/692
D233,593	S	*	11/1974	Horvath	D9/694
D236,684	S	*	9/1975	Hebblethwaite	D9/690
D266,961	S	*	11/1982	Ballerud	D28/91.1
4,773,562	A	*	9/1988	Gueret	222/135

D314,144	S	*	1/1991	Ricard	D9/545
D409,903	S	*	5/1999	Markey et al.	D9/692
D507,753	S	*	7/2005	Lamb et al.	D9/689
D510,862	S	*	10/2005	Bretz et al.	D9/434
D541,169	S	*	4/2007	Ball et al.	D9/690
2010/0044394	A1	*	2/2010	Milian et al.	222/135

FOREIGN PATENT DOCUMENTS

KR	300385318.0000	*	7/2005
KR	300438269.0000	*	1/2007
KR	300442732.0000	*	3/2007
KR	300454826.0000	*	7/2007
KR	300466031.0000	*	10/2007
KR	300485772.0000	*	4/2008
KR	300496243.0000	*	6/2008

* cited by examiner

Primary Examiner — Catherine Tuttle

(74) *Attorney, Agent, or Firm* — Ronald T. Sia; Kevin C. Johnson; Steven W. Miller

(57) **CLAIM**

The ornamental design for a container, as shown and described.

DESCRIPTION

FIG. 1 is a front and side perspective view showing a new design for a container;

FIG. 2 is a front view of the container of FIG. 1;

FIG. 3 is rear view of the container of FIG. 1;

FIG. 4 is a side planar view of the container of FIG. 1;

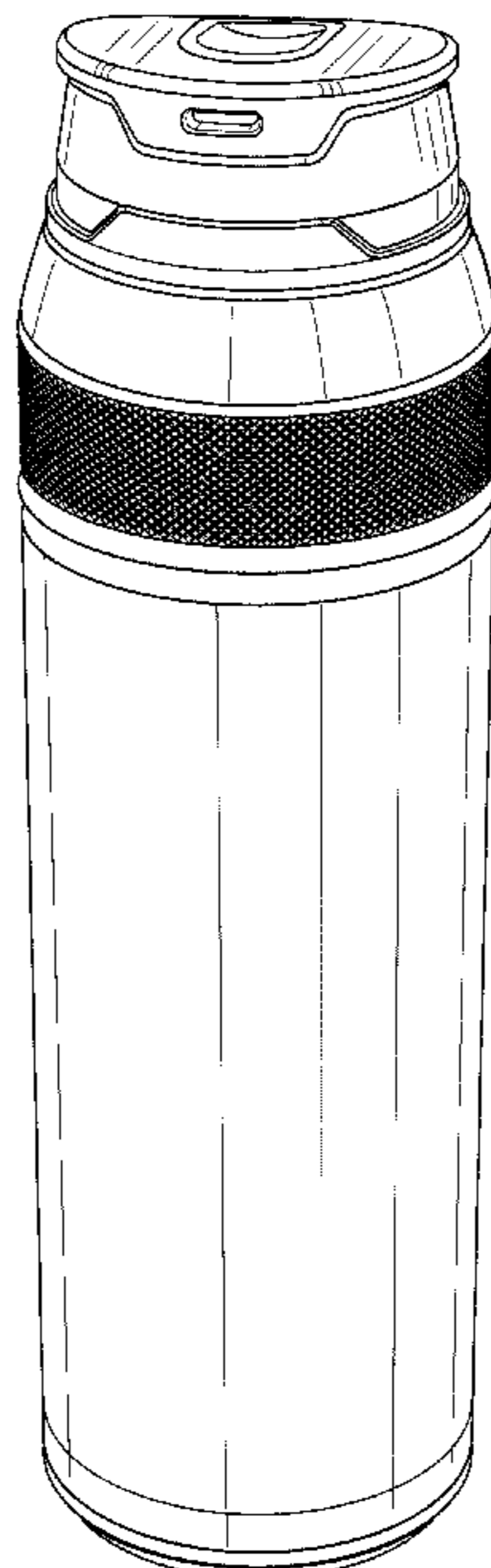
FIG. 5 is another side planar view of the container of FIG. 1, opposite the side view shown in FIG. 4;

FIG. 6 is a top planar view of the container of FIG. 1; and,

FIG. 7 is a bottom planar view of the container of FIG. 1.

The broken lines are shown for illustrative purposes only and form no part of the claimed design.

1 Claim, 4 Drawing Sheets






Fig. 1




Fig. 2




Fig. 3




Fig. 4




Fig. 5

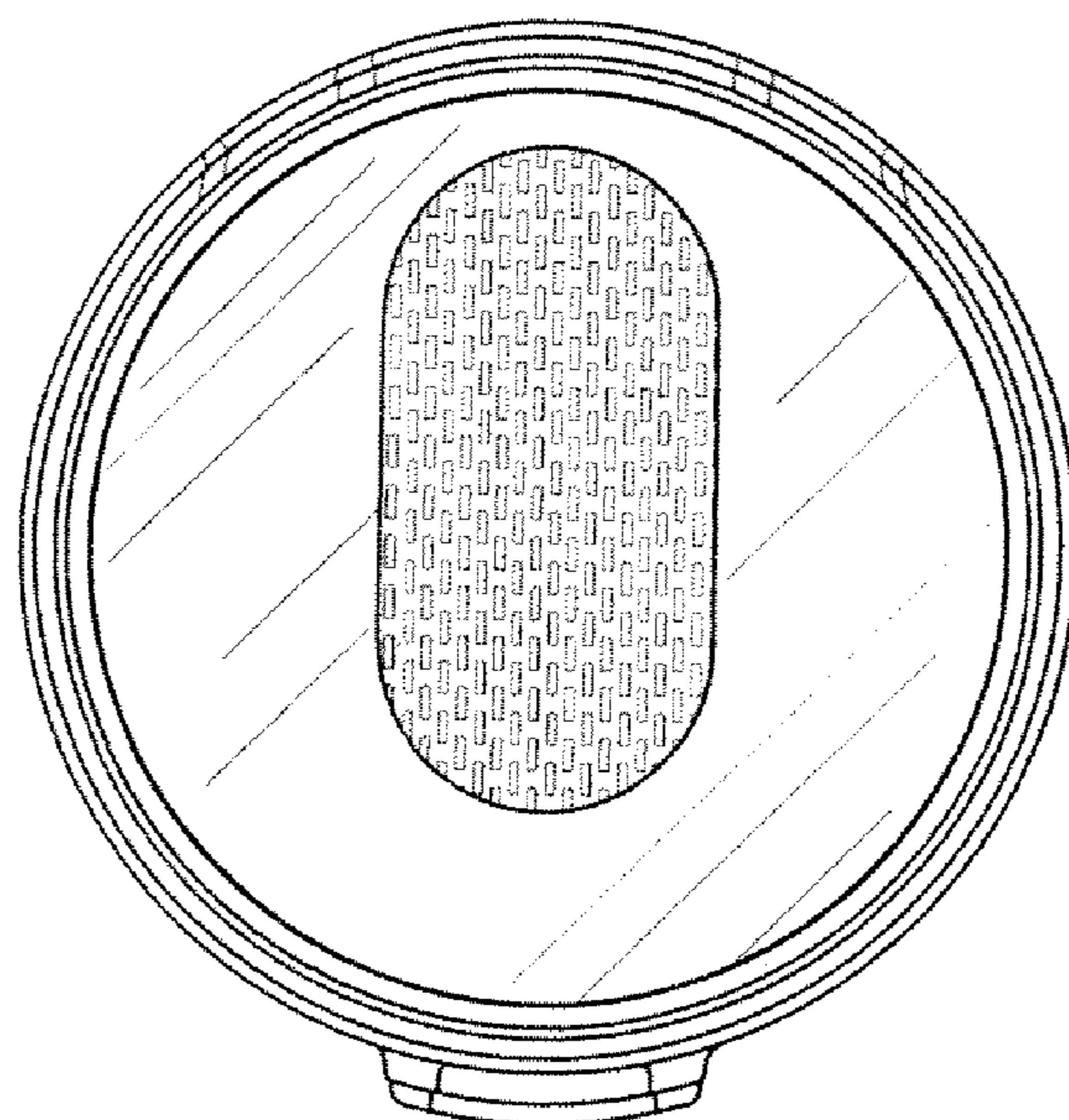


Fig. 6

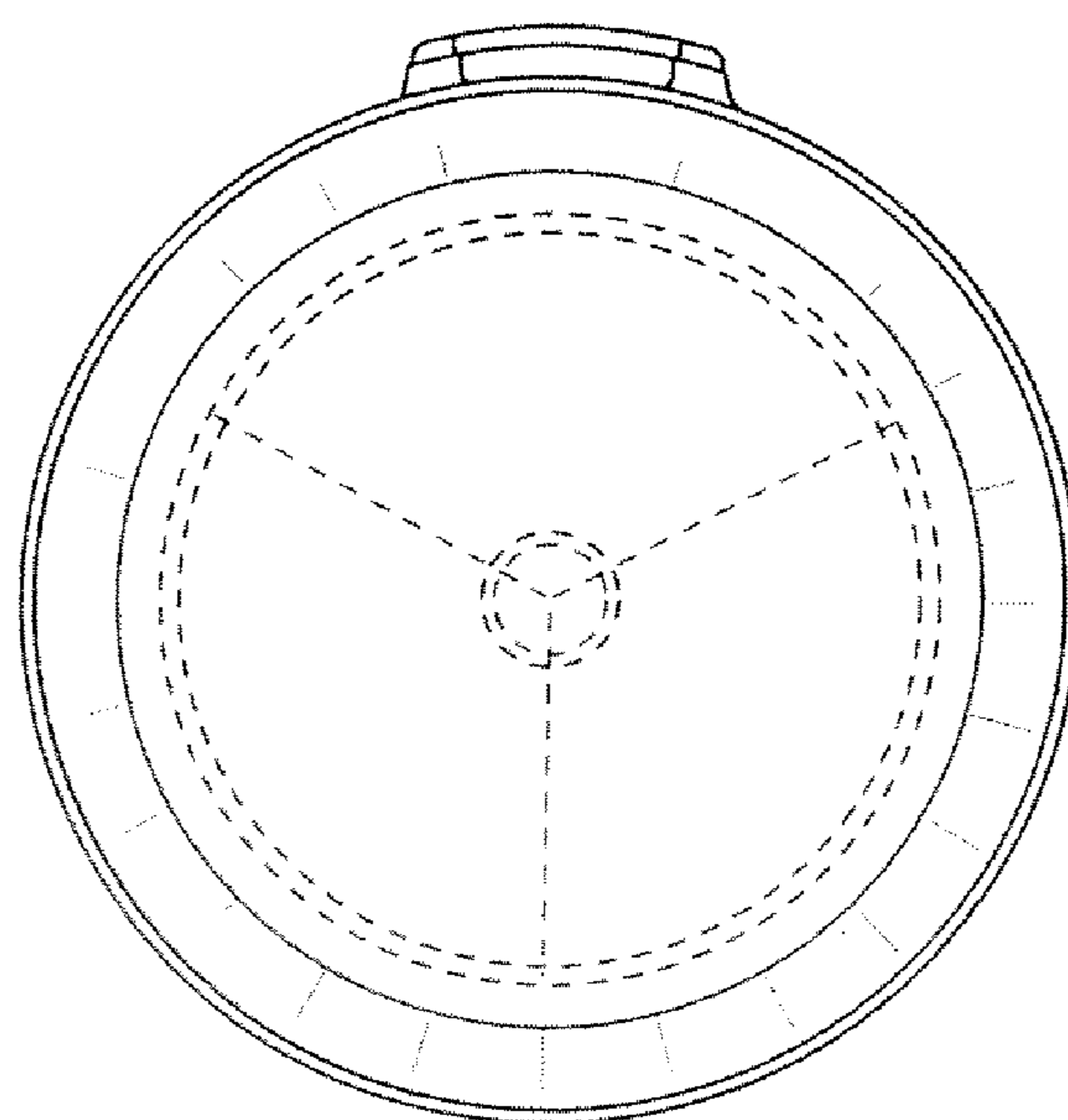


Fig. 7

UNITED STATES PATENT AND TRADEMARK OFFICE
CERTIFICATE OF CORRECTION

PATENT NO. : D636,683 S
APPLICATION NO. : 29/362600
DATED : April 26, 2011
INVENTOR(S) : Brian Lee Floyd et al.

Page 1 of 5

It is certified that error appears in the above-identified patent and that said Letters Patent is hereby corrected as shown below:

Delete the title page and substitute therefore the attached title page consisting of the corrected illustrative figure.

Delete Drawing Sheets 1-3 and substitute therefore the attached Drawing Sheets 1-3 showing corrected FIGS. 1-5.

Signed and Sealed this
Twenty-eighth Day of June, 2011

A handwritten signature in black ink that reads "David J. Kappos". The signature is written in a cursive style with a large, stylized "D" and "K".

David J. Kappos
Director of the United States Patent and Trademark Office

(12) **United States Design Patent**
Floyd et al.

(10) **Patent No.:** **US D636,683 S**
(45) **Date of Patent:** **** Apr. 26, 2011**

(54) **CONTAINER**

(75) Inventors: **Brian Lee Floyd**, Cincinnati, OH (US);
Ian Andrew Carnduff, New York, NY
(US); **Paul Frank Diehl**, Brooklyn, NY
(US); **Graham Clive Hufton**, New York,
NY (US)

(73) Assignee: **The Gillette Company**, Boston, MA
(US)

(**) Term: **14 Years**

(21) Appl. No.: **29/362,600**

(22) Filed: **May 27, 2010**

(51) **LOC (9) Cl.** **09-01**

(52) **U.S. Cl.** **D9/688; D9/690**

(58) **Field of Classification Search** D9/682-694,
D9/516-575, 434-436, 447-450; D28/5,
D28/76, 77, 91.1; 222/129, 135, 153.01,
222/153.03, 153.04, 153.09, 153.11-153.14,
222/182, 631, 635, 209, 211-213, 215, 321.7-321.9,
222/372, 373, 378, 379, 383.1, 384-386,
222/398, 400.7, 400.8, 401, 402.1-402.25
See application file for complete search history.

(56) **References Cited**

U.S. PATENT DOCUMENTS

D74,459 S *	2/1928	Suarez, Jr.	D9/550
2,035,599 A *	3/1936	Florman	239/333
D204,711 S *	5/1966	Plummer	D9/539
D206,689 S *	1/1967	Pizzuro	D9/448
D221,275 S *	7/1971	Hebblethwaite	D9/692
D233,593 S *	11/1974	Horvath	D9/694
D236,684 S *	9/1975	Hebblethwaite	D9/690
D266,961 S *	11/1982	Ballerud	D28/91.1
4,773,562 A *	9/1988	Gueret	222/135

D314,144 S *	1/1991	Ricard	D9/545
D409,903 S *	5/1999	Markey et al.	D9/692
D507,753 S *	7/2005	Lamb et al.	D9/689
D510,862 S *	10/2005	Bretz et al.	D9/434
D541,169 S *	4/2007	Ball et al.	D9/690
2010/0044394 A1 *	2/2010	Milian et al.	222/135

FOREIGN PATENT DOCUMENTS

KR	300385318.0000	*	7/2005
KR	300438269.0000	*	1/2007
KR	300442732.0000	*	3/2007
KR	300454826.0000	*	7/2007
KR	300466031.0000	*	10/2007
KR	300485772.0000	*	4/2008
KR	300496243.0000	*	6/2008

* cited by examiner

Primary Examiner — Catherine Tuttle

(74) *Attorney, Agent, or Firm* — Ronald T. Sia; Kevin C. Johnson; Steven W. Miller

(57) **CLAIM**

The ornamental design for a container, as shown and described.

DESCRIPTION

FIG. 1 is a front and side perspective view showing a new design for a container;

FIG. 2 is a front view of the container of FIG. 1;

FIG. 3 is rear view of the container of FIG. 1;

FIG. 4 is a side planar view of the container of FIG. 1;


FIG. 5 is another side planar view of the container of FIG. 1, opposite the side view shown in FIG. 4;

FIG. 6 is a top planar view of the container of FIG. 1; and,

FIG. 7 is a bottom planar view of the container of FIG. 1.

The broken lines are shown for illustrative purposes only and form no part of the claimed design.

1 Claim, 4 Drawing Sheets



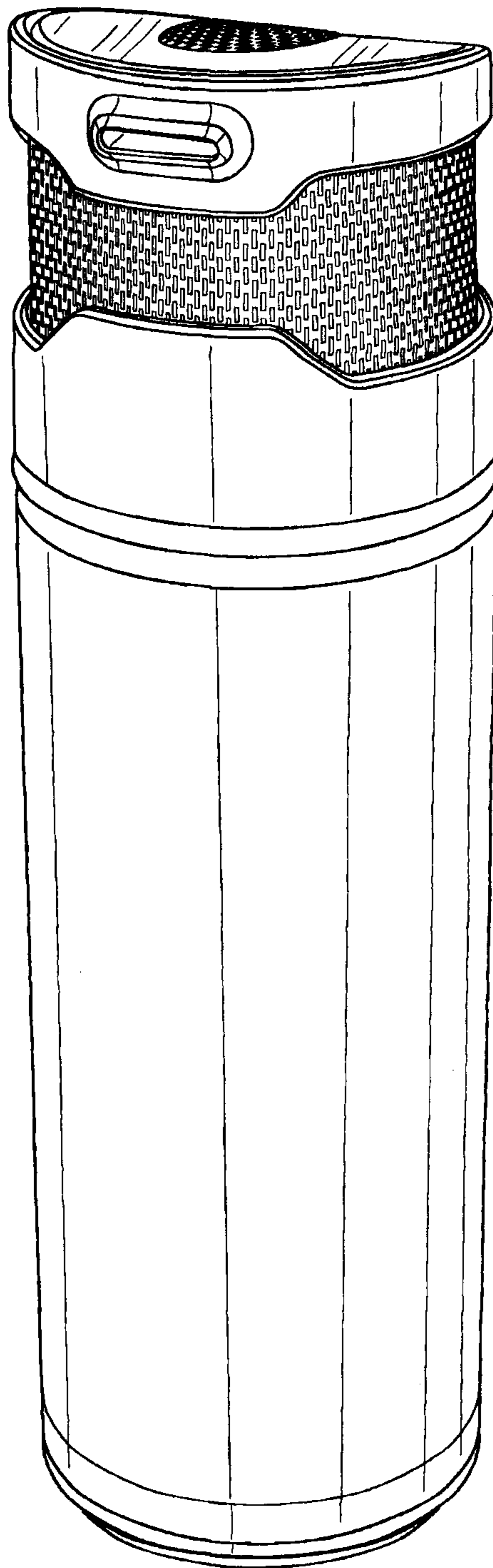


Fig. 1




Fig. 2




Fig. 3




Fig. 4




Fig. 5