



US00D636669S

(12) **United States Design Patent**
Ruth

(10) **Patent No.:** **US D636,669 S**
(45) **Date of Patent:** **** Apr. 26, 2011**

(54) **SLIDER DEVICE DISPLAY PACKAGE
RETAINER INSERT**

(75) Inventor: **James R. Ruth**, Miami, FL (US)

(73) Assignee: **TracFone Wireless, Inc.**, Miami, FL
(US)

(**) Term: **14 Years**

(21) Appl. No.: **29/316,815**

(22) Filed: **Nov. 4, 2009**

(51) **LOC (9) Cl.** **09-07**

(52) **U.S. Cl.** **D9/434**

(58) **Field of Classification Search** D9/499,
D9/456, 455, 435, 434, 425; 206/781, 776,
206/775, 592, 588, 562-564, 471, 467
See application file for complete search history.

(56) **References Cited**

U.S. PATENT DOCUMENTS

D218,803	S *	9/1970	Artz	D9/425
D221,623	S *	8/1971	Grant	D9/456
D283,489	S	4/1986	Stevens		
D291,064	S	7/1987	Haber et al.		
4,976,354	A	12/1990	Levy		
D329,600	S *	9/1992	LaJoie	D9/418
5,156,276	A	10/1992	Lebowitz		
5,772,031	A	6/1998	Landis		
5,850,916	A	12/1998	Pettersson et al.		
5,954,203	A	9/1999	Marconi		
D421,386	S *	3/2000	Ota et al.	D9/434
6,047,833	A	4/2000	Salomon		
6,170,659	B1	1/2001	Hunter		
6,311,837	B1	11/2001	Blaustein et al.		
6,588,596	B1	7/2003	Holmes et al.		
D502,095	S *	2/2005	Tucker et al.	D9/425
D509,727	S *	9/2005	Suckle et al.	D9/415

7,180,735	B2	2/2007	Thomas et al.		
7,207,440	B2 *	4/2007	Briscoe	206/461
7,213,709	B2	5/2007	Moskovich et al.		
D553,973	S *	10/2007	Geurts et al.	D9/415
D556,564	S *	12/2007	Lee et al.	D9/415
7,328,803	B2	2/2008	Yamazaki et al.		
7,520,389	B2	4/2009	Lalouette		
D593,404	S *	6/2009	Lee	D9/415
D601,012	S *	9/2009	Ginsberg et al.	D9/425
D605,516	S *	12/2009	Yang	D9/455
D611,339	S *	3/2010	Mchatet	D9/415
D618,539	S *	6/2010	Ruth	D9/415
D618,540	S *	6/2010	Ruth	D9/415
D629,681	S *	12/2010	Ehrmann	D9/425
2005/0072691	A1	4/2005	Schlansky		
2006/0091037	A1 *	5/2006	Grote et al.	206/471
2009/0230011	A1 *	9/2009	Park	206/471

* cited by examiner

Primary Examiner — Susan Bennett Hattan

(74) Attorney, Agent, or Firm — Greenberg Traurig, P.A.

(57) **CLAIM**

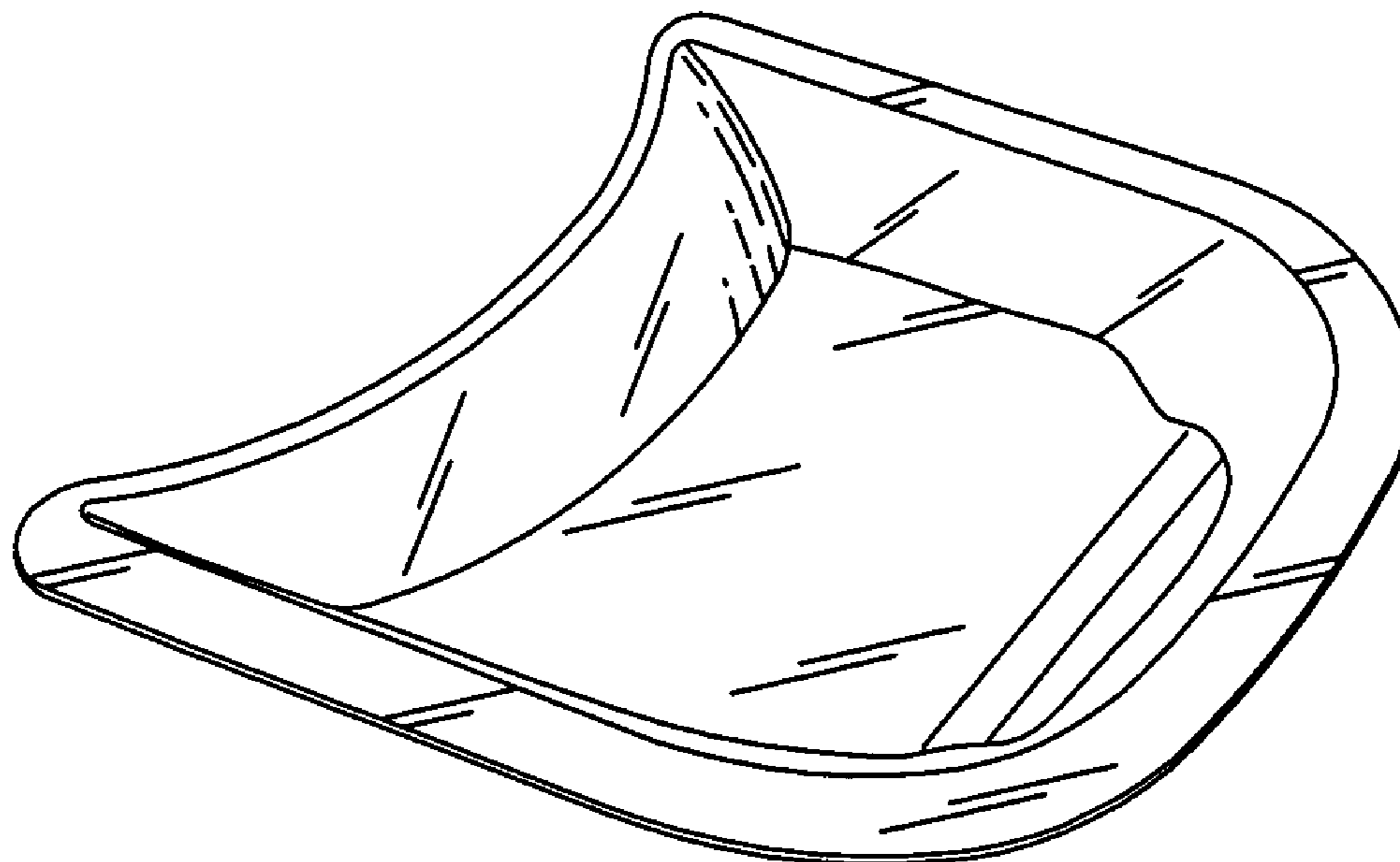
What is claimed is the ornamental design for a slider device display package retainer insert, as shown and described.

DESCRIPTION

FIG. 1 is a top view showing a slider device display package retainer insert installed on a slider phone display package; FIG. 2 is a left front top perspective view thereof; FIG. 3 is a rear elevational view thereof; FIG. 4 is a front elevational view thereof; FIG. 5 is a side elevational view thereof; and, FIG. 6 is a bottom view thereof.

The broken line depiction of a slider device and packaging is for the purpose of illustrating retainer insert environment in which the retainer insert embodying the design is used and does not form part of the claimed design.

1 Claim, 2 Drawing Sheets



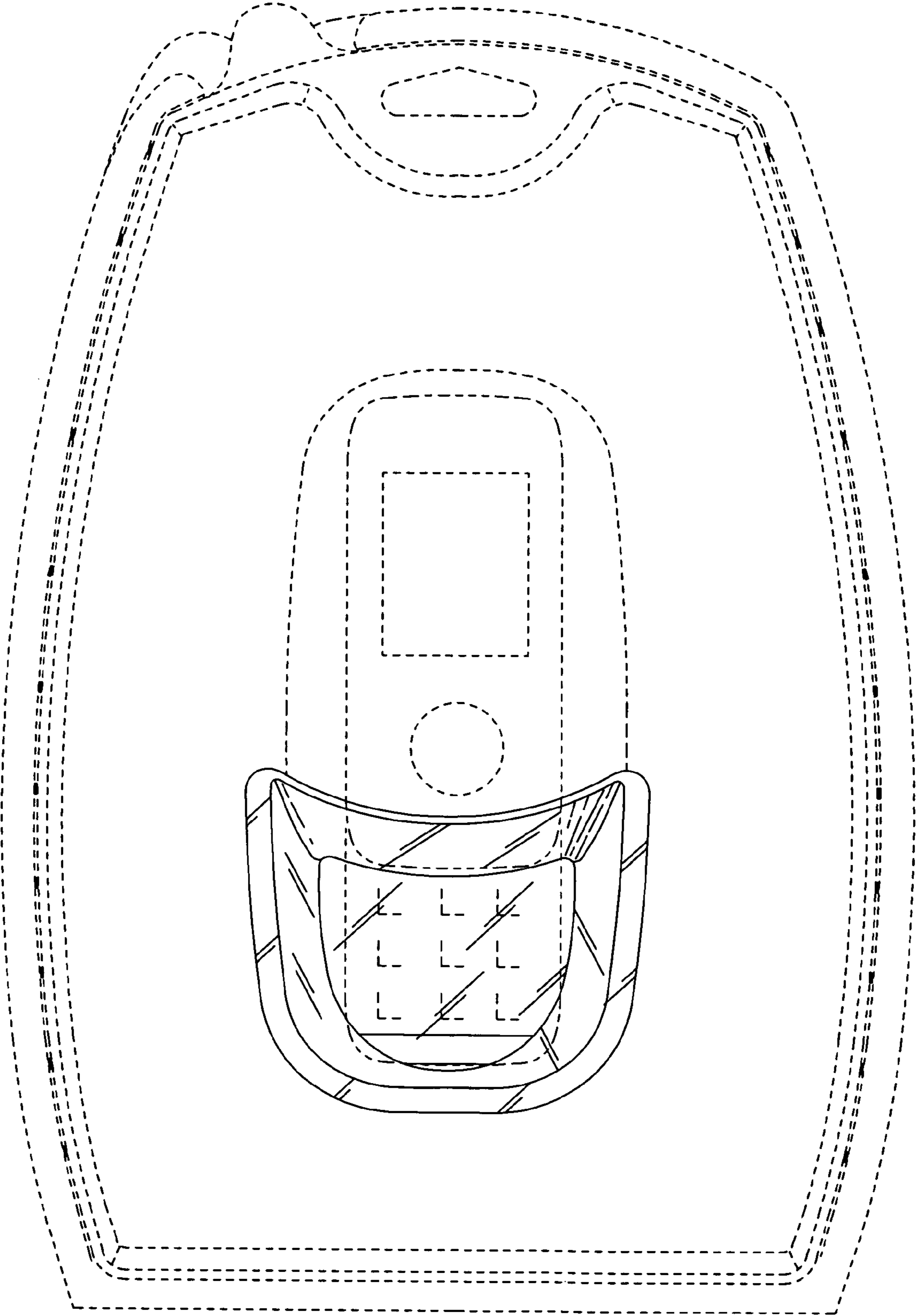


Fig. 1

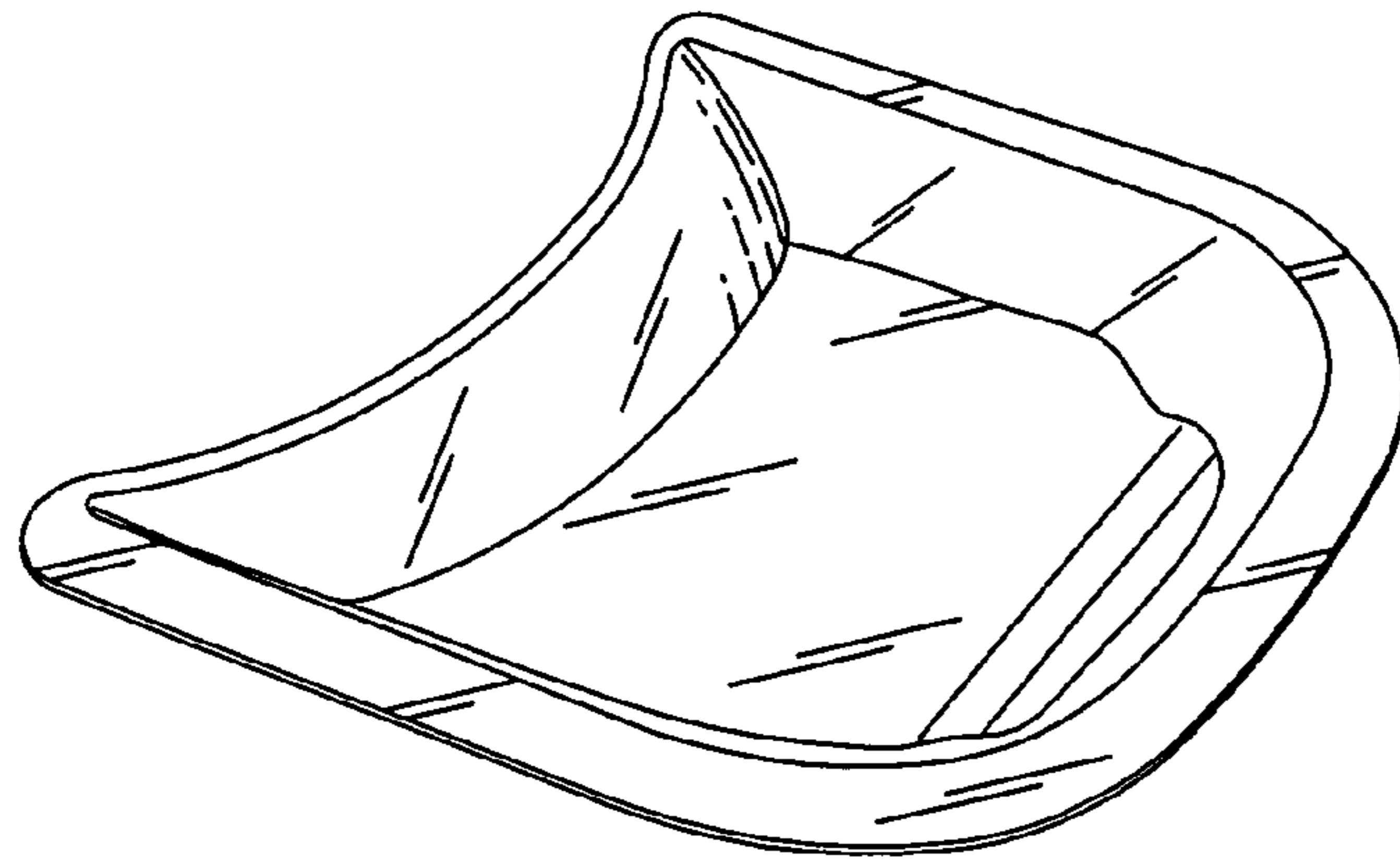


Fig. 2



Fig. 3




Fig. 4



Fig. 5

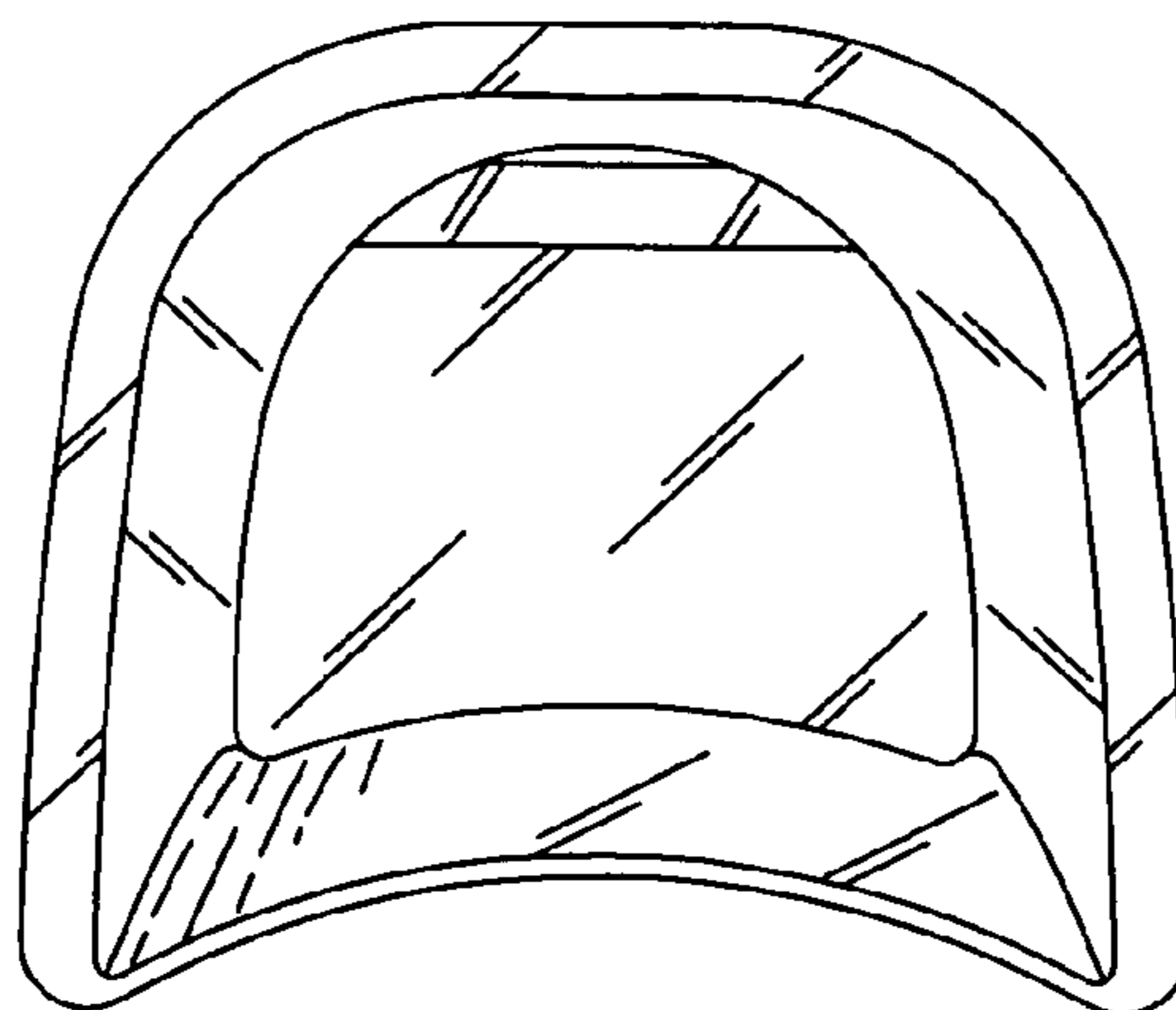


Fig. 6