

US00D636662S

(12) **United States Design Patent**
Ignacio et al.

(10) **Patent No.:** **US D636,662 S**

(45) **Date of Patent:** **** *Apr. 26, 2011**

(54) **CONFECTION DISPLAY PACKAGE**

(75) Inventors: **Mario Ignacio**, Morgantown, PA (US);
Michele Witenko, Austin, TX (US);
Erica Heidi Hollmann, Kenosha, WI
(US); **Terrence Tong**, Chicago, IL (US);
Mitch Tennison, Chicago, IL (US)

(73) Assignee: **Godiva Brands, Inc.**, Newark, DE (US)

(*) Notice: This patent is subject to a terminal disclaimer.

(**) Term: **14 Years**

(21) Appl. No.: **29/316,559**

(22) Filed: **Oct. 6, 2009**

(51) **LOC (9) Cl.** **09-03**

(52) **U.S. Cl.** **D9/418**

(58) **Field of Classification Search** D9/414–418,
D9/420–426, 430–433; D7/357, 629, 602,
D7/553.1–553.8, 538, 591, 615; 206/315.9,
206/485, 521.1, 539, 564, 541, 546, 588,
206/766, 779, 822; 220/23.8, 23.83, 315,
220/324, 326, 367, 556, 4.21, 4.23, 835,
220/839; 229/406, 902–904, 906, 407, 110;
D6/470, 397, 441

See application file for complete search history.

(56) **References Cited**

U.S. PATENT DOCUMENTS

D268,479 S 4/1983 Pullman
D293,212 S 12/1987 Zuliani

D304,907 S	12/1989	Tamsen et al.	
D314,914 S *	2/1991	Callinan	D9/432
D318,802 S	8/1991	Egide	
D349,458 S *	8/1994	Verdagner	D9/415
D372,423 S *	8/1996	Cook	D9/418
D418,052 S	12/1999	Scrimger	
D446,114 S *	8/2001	Stephens	D9/418
D458,123 S *	6/2002	Rick et al.	D9/415
6,460,703 B1	10/2002	Thompson et al.	
D466,804 S *	12/2002	Solland	D9/418
D563,218 S	3/2008	DeMalsche et al.	
D576,483 S	9/2008	Wintmolders et al.	
D600,110 S *	9/2009	Cain	D9/418
D604,602 S *	11/2009	Kohno	D9/418
D616,299 S *	5/2010	Mayo	D9/418
D625,179 S *	10/2010	Gibson	D9/423
D628,882 S *	12/2010	Work et al.	D9/418

* cited by examiner

Primary Examiner — Thomas J Johannes

(74) *Attorney, Agent, or Firm* — Ward & Olivo

(57) **CLAIM**

The ornamental design for a confection display package, as shown and described.

DESCRIPTION

FIG. 1 is a perspective view of a confection display package, showing our new design;

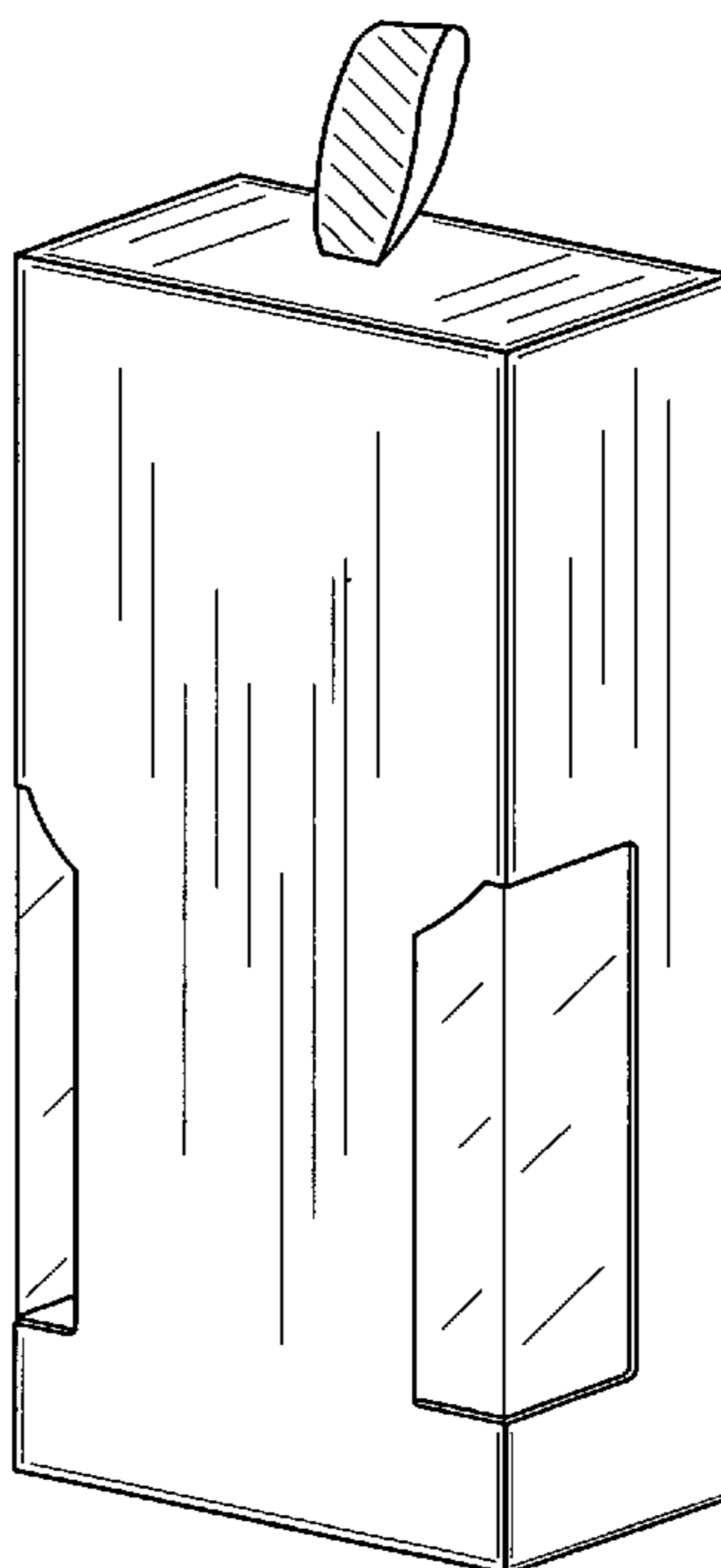
FIG. 2 is a front elevation view thereof;

FIG. 3 is a right side elevation view thereof, the left side elevation view being a mirror image thereof; and,

FIG. 4 is a top plan view thereof.

The bottom and back views of the confection display package form no part of the claimed design.

1 Claim, 2 Drawing Sheets



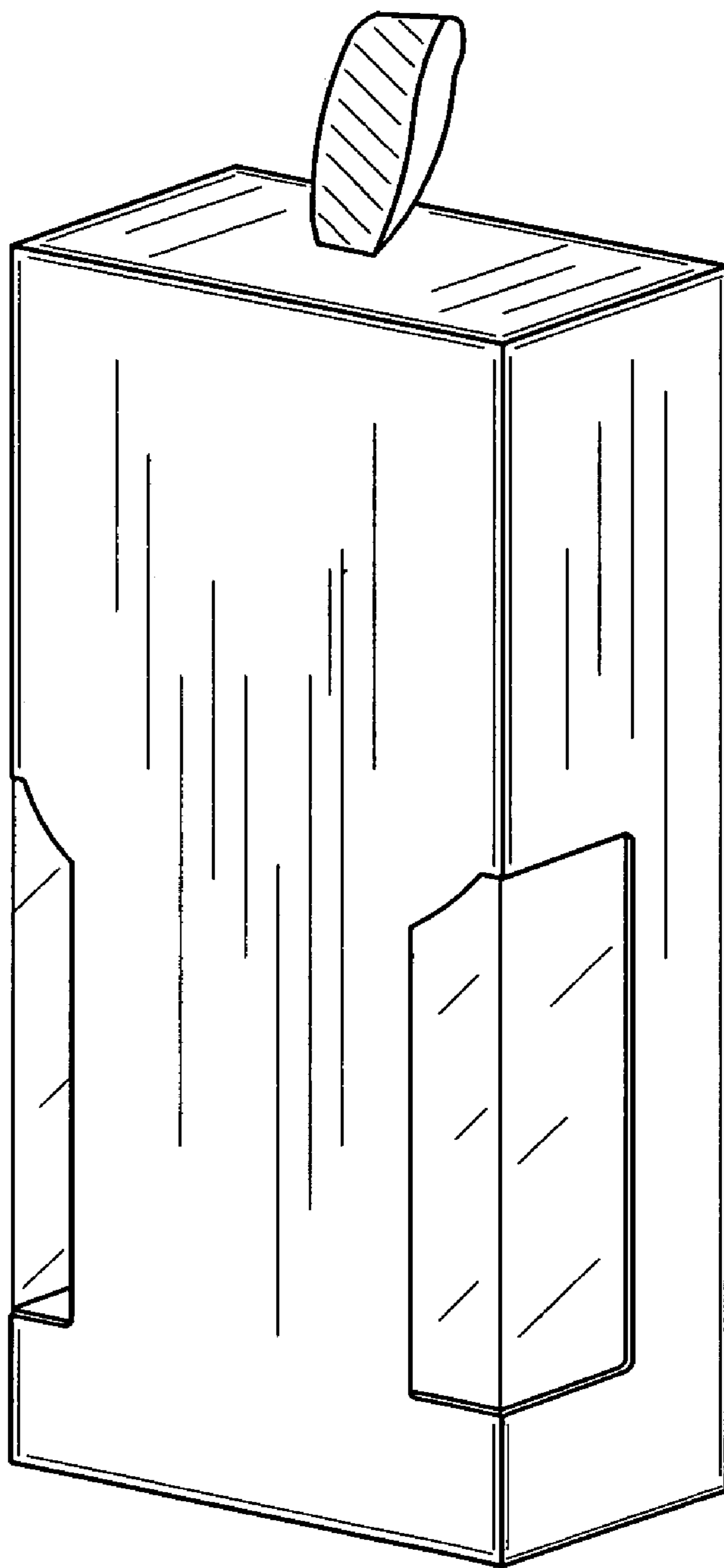


FIG. 1

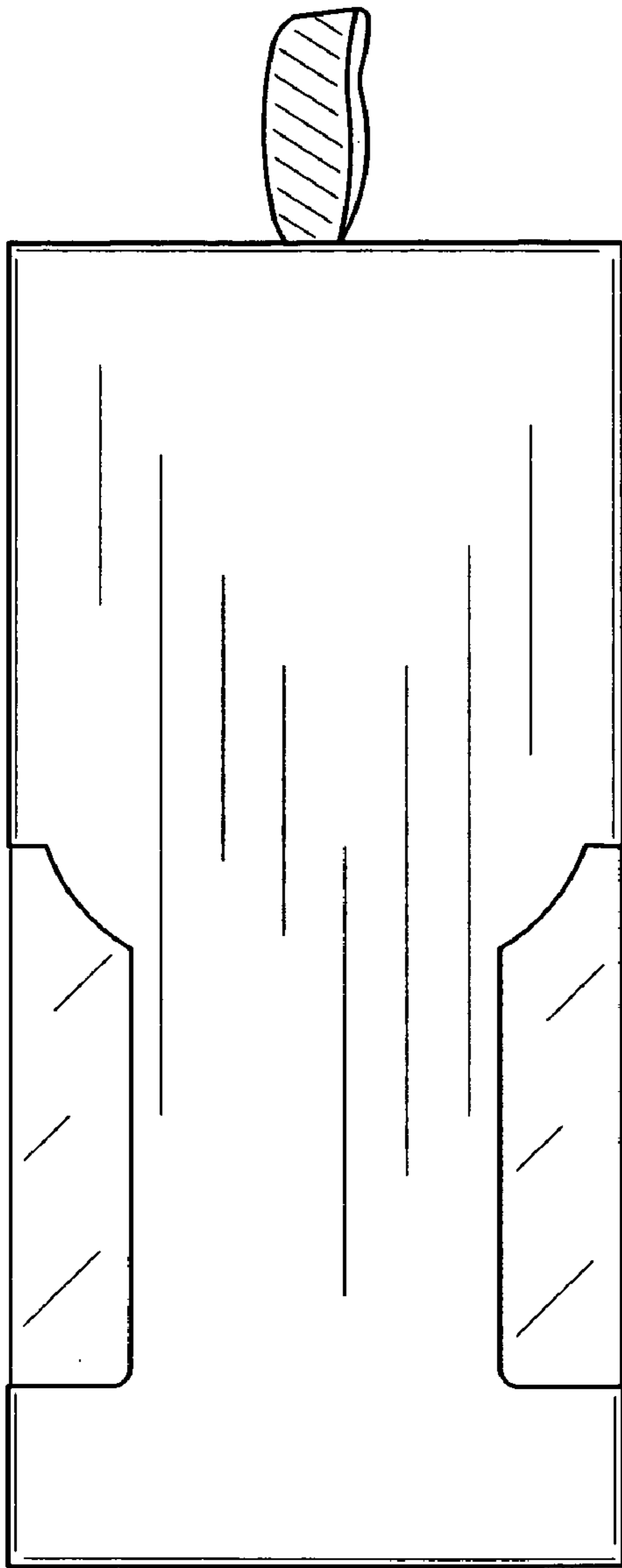


FIG. 2

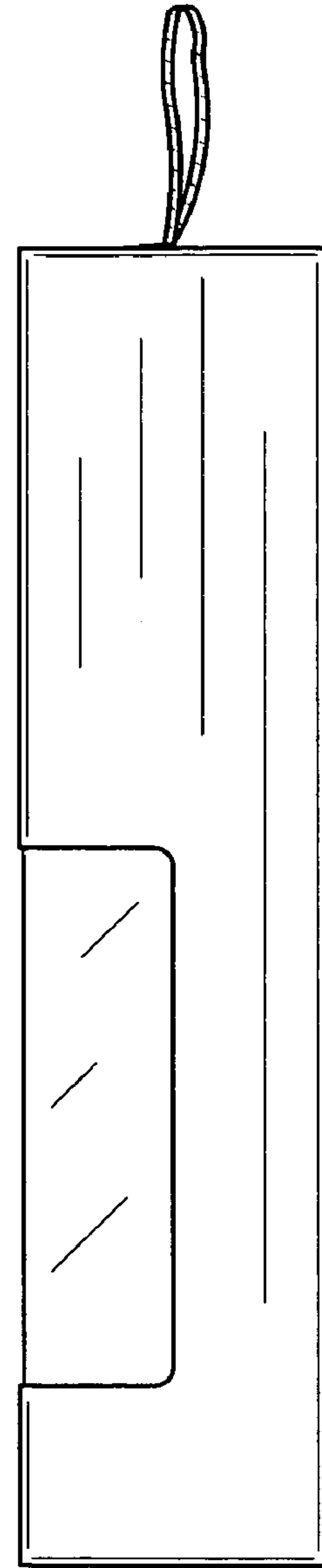


FIG. 3

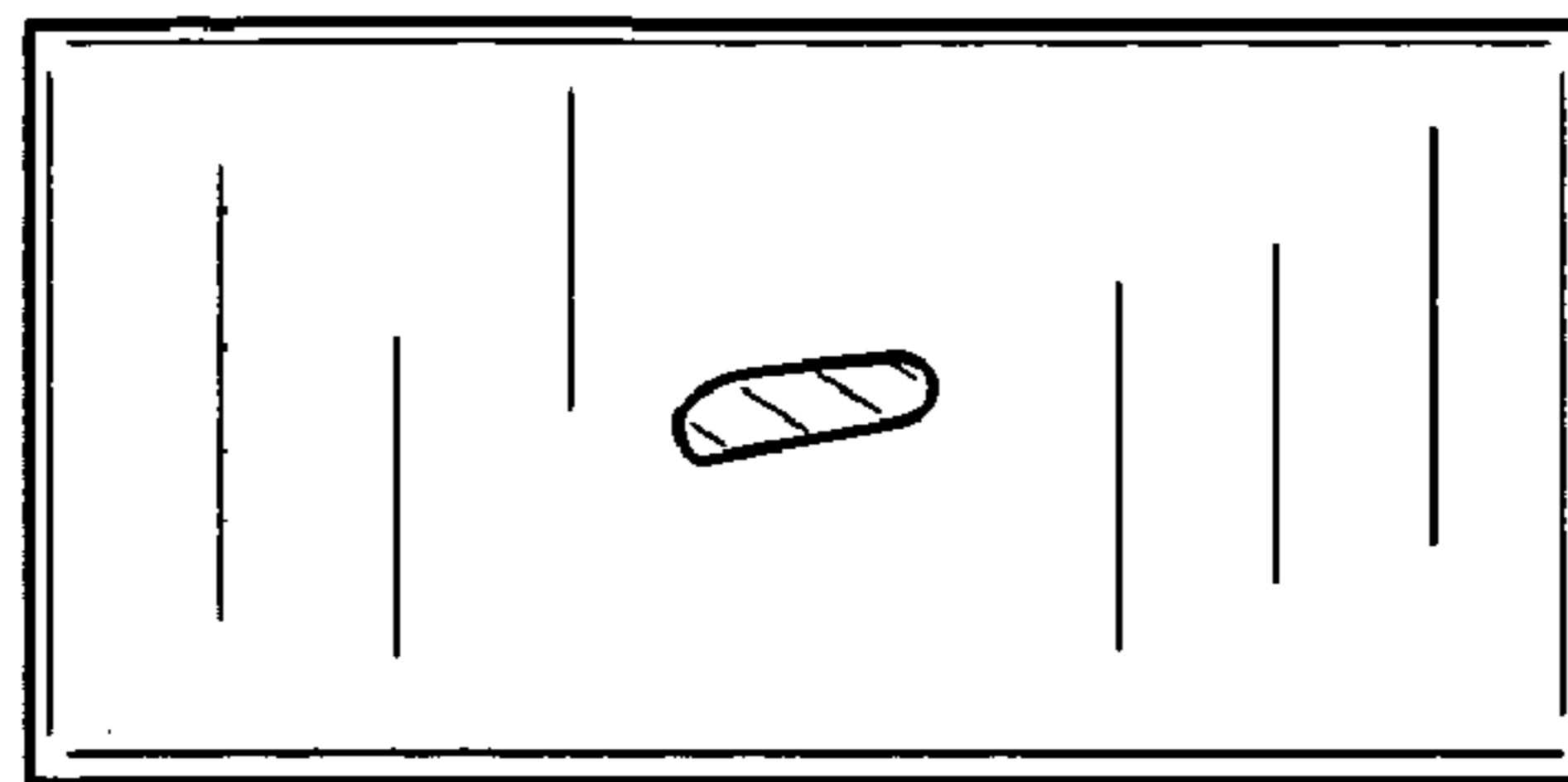


FIG. 4