



US00D636653S

(12) **United States Design Patent**  
**Hinton et al.**

(10) **Patent No.:** **US D636,653 S**  
(45) **Date of Patent:** **\*\* Apr. 26, 2011**

(54) **PROFILED DRIVER**

(75) Inventors: **Harold Gregory Hinton**, Sarina QLD (AU); **Timothy Joseph Gaudry**, Picton NSW (AU); **Jeremy Ross Arnot**, Mt Hunter NSW (AU); **Kevin Quirk**, Helensburgh NSW (AU); **Bernard Farrington**, Berkeley NSW (AU)

(73) Assignee: **FCI Holdings Delaware, Inc.**, Pittsburgh, PA (US)

(\*\*) Term: **14 Years**

(21) Appl. No.: **29/358,130**

(22) Filed: **Mar. 23, 2010**

(30) **Foreign Application Priority Data**

Sep. 1, 2009 (AU) ..... 13344/2009

(51) **LOC (9) Cl.** ..... **08-05**

(52) **U.S. Cl.** ..... **D8/70**

(58) **Field of Classification Search** ..... D8/70, D8/71; 279/36, 118, 204, 206, 1 R

See application file for complete search history.

(56) **References Cited**

U.S. PATENT DOCUMENTS

D264,930	S *	6/1982	Lindsay	.....	D8/70
D408,830	S *	4/1999	Nathenson et al.	.....	D15/21
7,237,984	B1 *	7/2007	Guzda et al.	.....	408/1 R
2008/0019785	A1 *	1/2008	Keightley	.....	408/204
2008/0118315	A1 *	5/2008	Brunson	.....	408/204

\* cited by examiner

*Primary Examiner* — Antoine D Davis

(74) *Attorney, Agent, or Firm* — The Webb Law Firm

(57) **CLAIM**

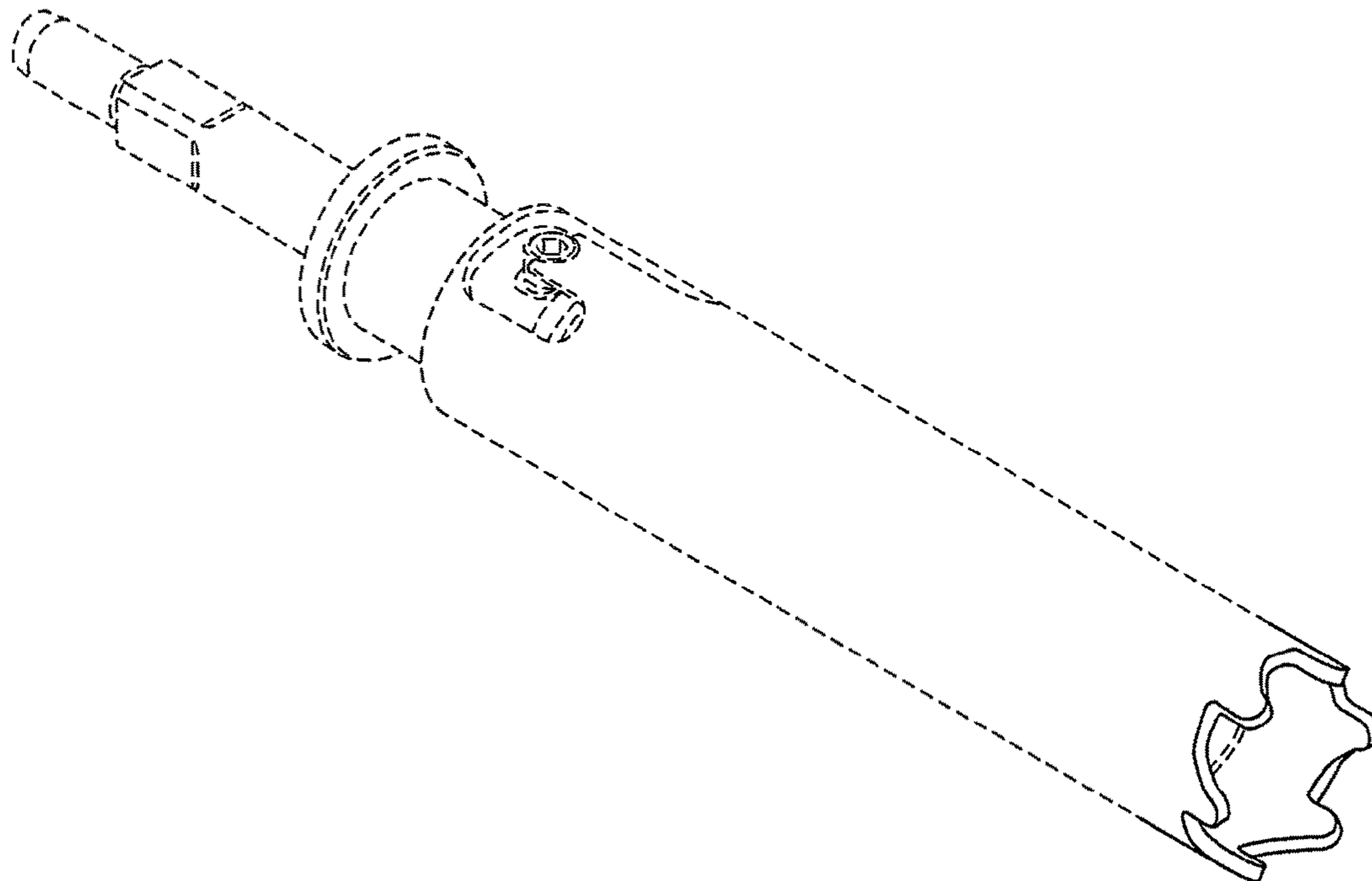
The ornamental design for a profiled driver, as shown and described.

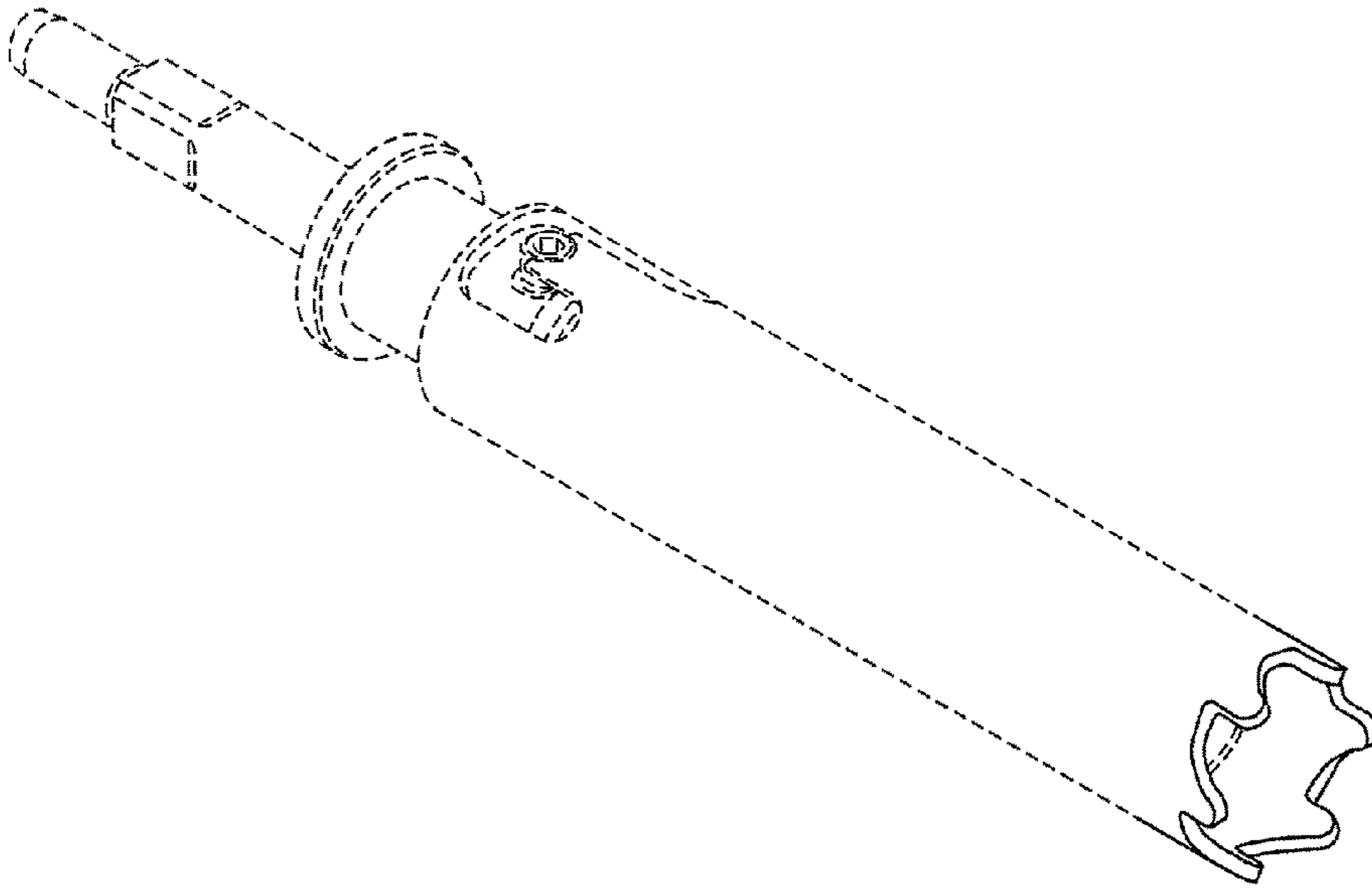
**DESCRIPTION**

FIG. 1 is a frontwardly directed perspective view of a profiled driver in accordance with the present invention; FIG. 2 is a top plan view thereof; FIG. 3 is a side view thereof; FIG. 4 is an enlarged front end view thereof; and, FIG. 5 is a rear view thereof.

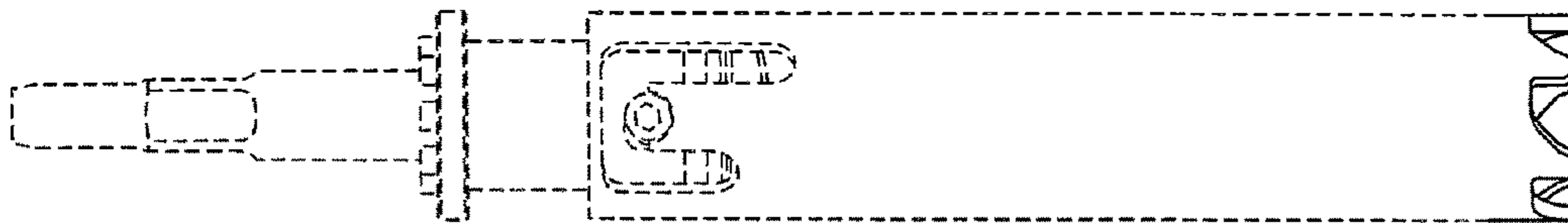
The dashed lines are illustrative and form no part of the claimed design.

**1 Claim, 2 Drawing Sheets**

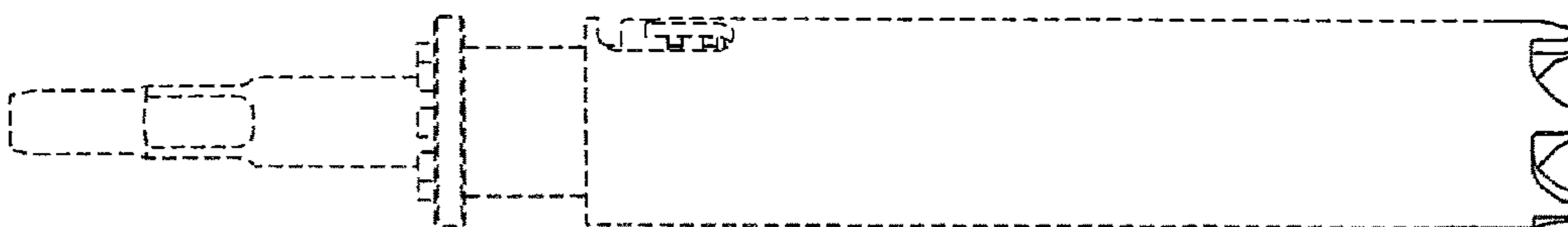




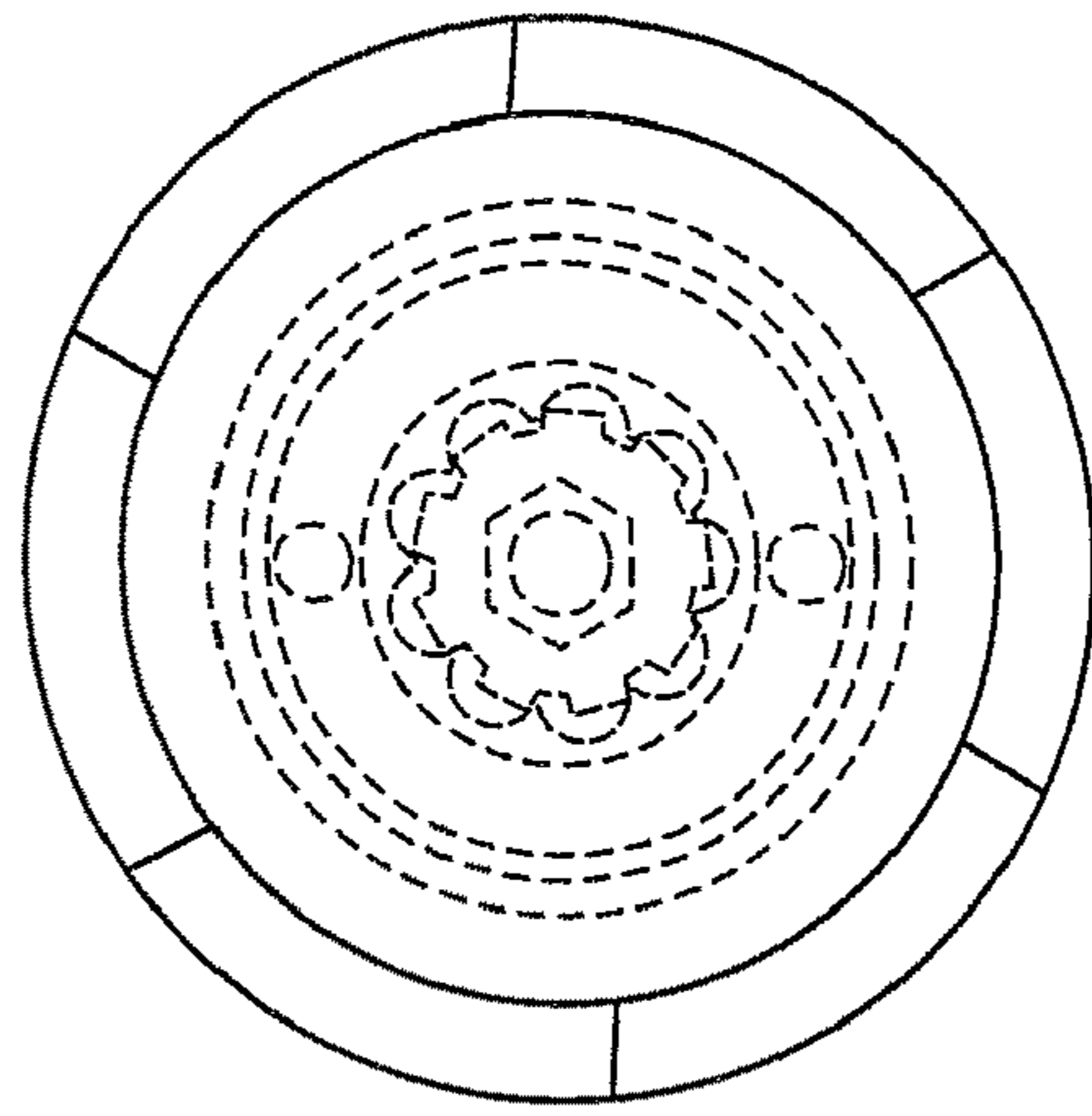
**FIG. 1**



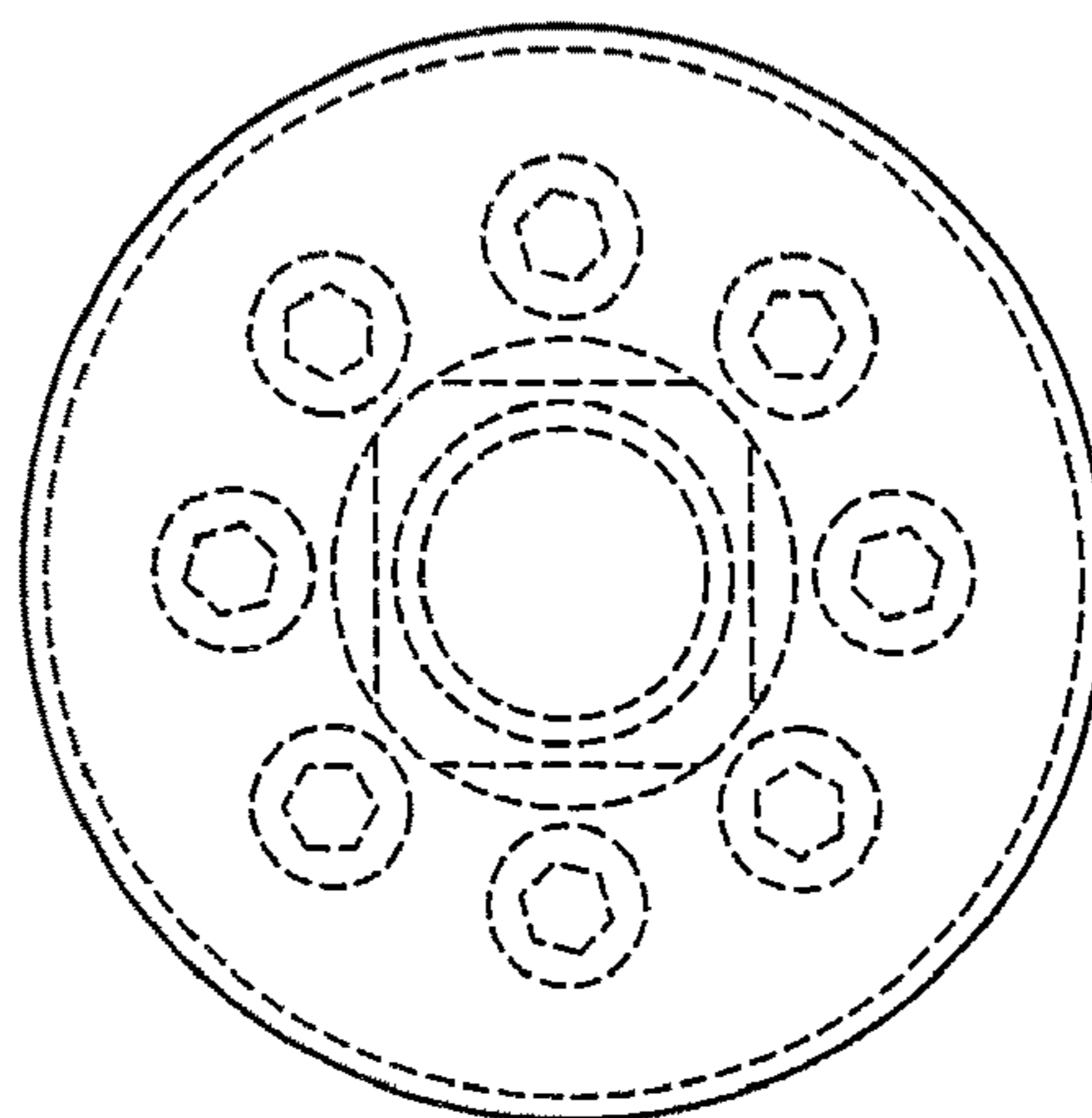
**FIG. 2**



**FIG. 3**



**FIG. 4**



**FIG. 5**