



US00D636635S

(12) **United States Design Patent**
Dewinetz

(10) **Patent No.:** **US D636,635 S**
(45) **Date of Patent:** **** Apr. 26, 2011**

(54) **SHADE FOR A BEVERAGE CONTAINER**

(76) Inventor: **Cory Dewinetz, Langley (CA)**

(**) Term: **14 Years**

(21) Appl. No.: **29/358,025**

(22) Filed: **Mar. 22, 2010**

Related U.S. Application Data

(62) Division of application No. 29/323,950, filed on Sep. 3, 2008, now Pat. No. Des. 629,247.

(51) **LOC (9) Cl.** **07-99**

(52) **U.S. Cl.** **D7/396.2; D7/619.1**

(58) **Field of Classification Search** D7/622,
D7/619.1, 624.1, 387, 388, 396.2, 401.1,
D7/213, 707; D9/455, 499; 248/311.2; 215/395;
220/741, 742, 694, 737; 294/33; 206/217;
135/16; D3/5

See application file for complete search history.

(56) **References Cited**

U.S. PATENT DOCUMENTS

2,264,489	A *	12/1941	Tiegler et al.	248/694
D180,687	S *	7/1957	Flower	D9/455
3,029,975	A *	4/1962	Aiello	220/742
D250,690	S *	1/1979	Felske	D7/388
D256,418	S *	8/1980	Corbett	D7/622
D264,927	S *	6/1982	Kurzius	D7/622

D286,507	S *	11/1986	Drago	D9/415
4,898,297	A *	2/1990	Wheeler	220/742
D307,224	S *	4/1990	Mizukami	D7/619.1
D307,372	S *	4/1990	Ayslworth	D7/622
D350,069	S *	8/1994	Quarberg et al.	D7/622
D359,657	S *	6/1995	Davidson et al.	D7/622
D362,371	S *	9/1995	Williams et al.	D7/622
5,505,330	A *	4/1996	Nunes	220/742
D394,589	S *	5/1998	King	D7/707
6,637,447	B2 *	10/2003	McMullin et al.	135/16
D489,262	S *	5/2004	Belton et al.	D9/455
D562,081	S *	2/2008	Ambach	D7/619.1
D578,831	S *	10/2008	Loibl et al.	D7/619.1
D592,058	S *	5/2009	Rapaport	D9/455
D607,327	S *	1/2010	Harlan	D9/455

* cited by examiner

Primary Examiner — Marianne Pandozzi

(74) *Attorney, Agent, or Firm* — Adrian D. Battison; Ade & Company Inc.

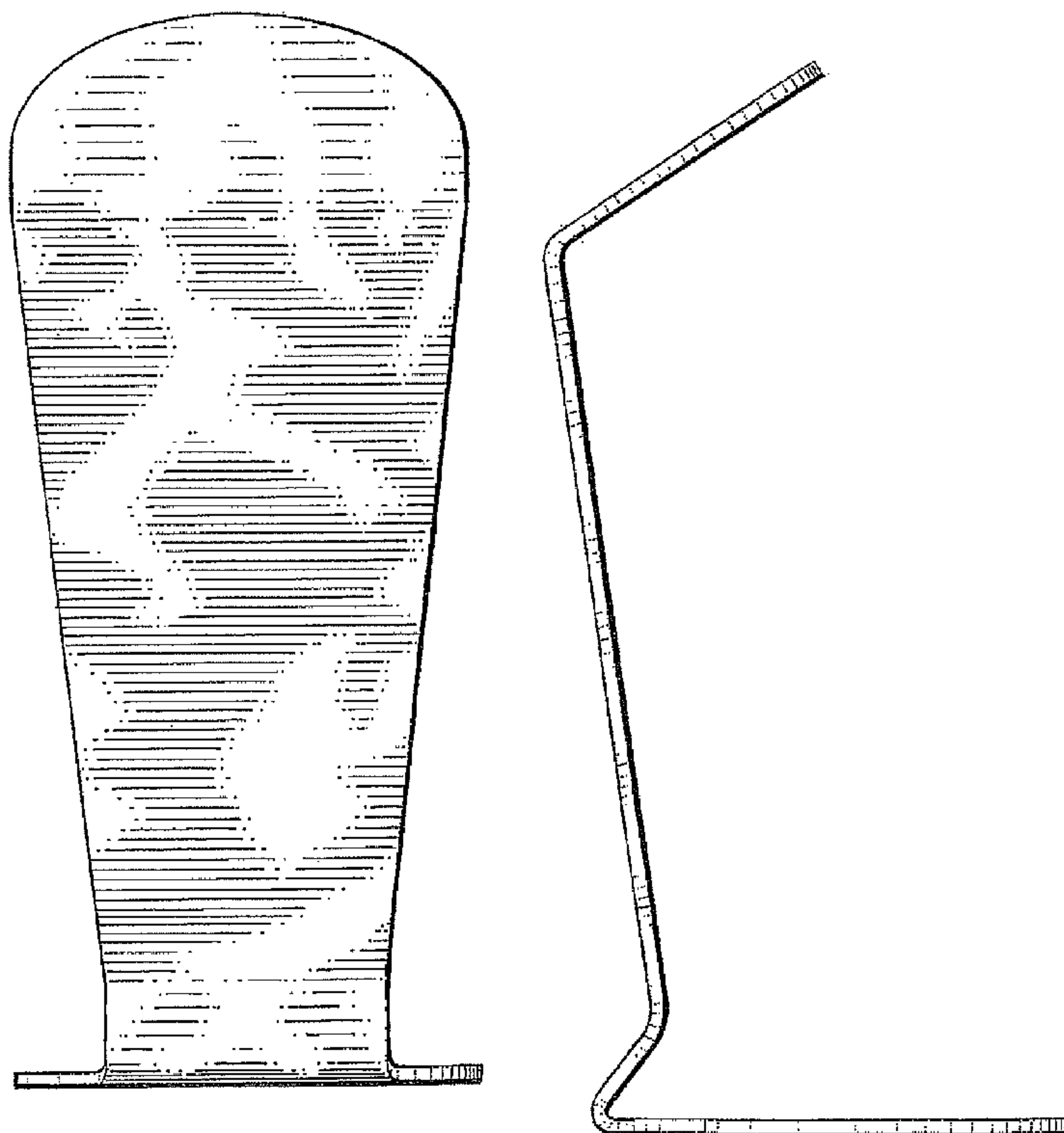
(57) **CLAIM**

The ornamental design for a shade for a beverage container, as shown and described.

DESCRIPTION

FIG. 1 is a front elevational view of a shade for a beverage container showing my new design; FIG. 2 is a rear elevational view thereof; FIG. 3 is a side elevational view thereof; FIG. 4 is a top plan view thereof; and, FIG. 5 is a bottom plan view thereof.

1 Claim, 2 Drawing Sheets



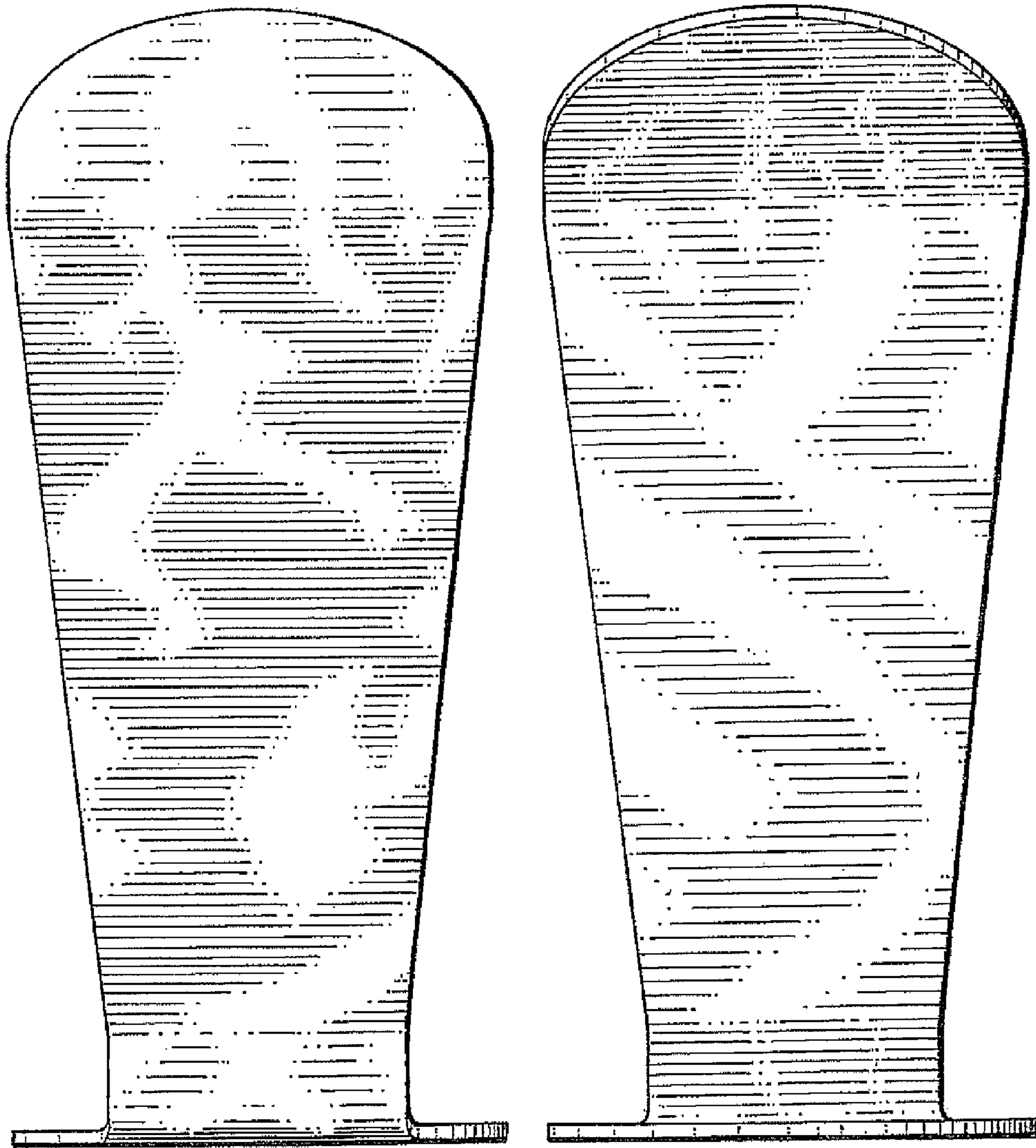


FIG. 1

FIG. 2




FIG. 3




FIG. 4

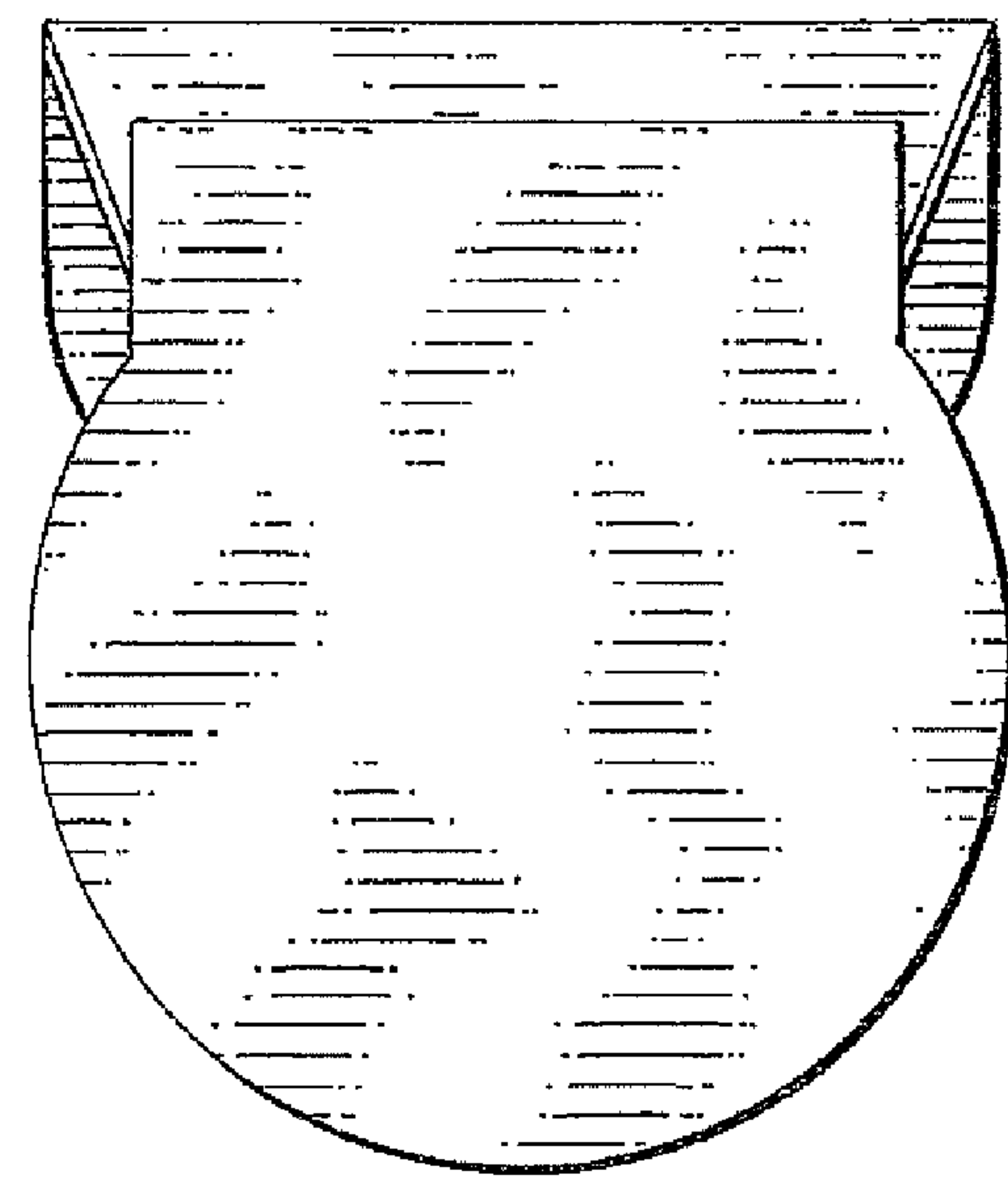


FIG. 5