



US00D636631S

(12) **United States Design Patent**
Muddana et al.

(10) **Patent No.:** **US D636,631 S**
(45) **Date of Patent:** **** Apr. 26, 2011**

- (54) **LID FOR A WATER PITCHER**
- (75) Inventors: **Smita S. Muddana**, Pleasanton, CA (US); **Russell E. Bell**, Pleasanton, CA (US); **Brett D. McIntire**, Pleasanton, CA (US); **Ho Pun Chung**, Causeway Bay (HK); **David Bernard Domingo Deacon**, Causeway Bay (HK)
- (73) Assignee: **Brita LP**, Oakland, CA (US)
- (**) Term: **14 Years**

5,900,138 A	5/1999	Moretto	
D415,922 S	11/1999	Kawasaki et al.	
D416,163 S	11/1999	Doritty et al.	
D418,714 S	1/2000	Fox et al.	
D421,361 S	3/2000	Coulson et al.	
6,103,114 A	8/2000	Tanner et al.	
D437,175 S *	2/2001	Brady	D7/319
D439,790 S	4/2001	Matsushita et al.	
D440,110 S	4/2001	Tanner et al.	
6,224,751 B1 *	5/2001	Hofmann et al.	210/85
D444,662 S	7/2001	McGrath et al.	
D444,843 S	7/2001	Hilgers et al.	
D444,987 S	7/2001	McGrath et al.	
D445,293 S	7/2001	Lillelund et al.	

(Continued)

(21) Appl. No.: **29/356,040**

(22) Filed: **Feb. 18, 2010**

(51) **LOC (9) Cl.** **07-99**

(52) **U.S. Cl.** **D7/392; D7/392.1; D7/397; D7/399; D7/319**

(58) **Field of Classification Search** **D7/392, D7/392.1, 393, 395, 397, 399, 317-319; 210/143, 192, 85; 222/144.6**

See application file for complete search history.

(56) **References Cited**

U.S. PATENT DOCUMENTS

D323,874 S	2/1992	Hirman et al.	
D331,446 S	12/1992	Gidman	
5,190,643 A	3/1993	Duncan et al.	
D336,760 S	6/1993	Raunkjaer	
D345,669 S	4/1994	Piret	
D356,004 S	3/1995	Valkenburg et al.	
5,637,214 A	6/1997	Kahana	
D383,351 S *	9/1997	DeMore	D7/319
5,665,224 A	9/1997	Levene et al.	
D386,041 S *	11/1997	Tanner et al.	D7/319
D388,654 S	1/1998	Bouhuys	
D388,655 S *	1/1998	Flom et al.	D7/319
D389,004 S	1/1998	Hampshire et al.	
D389,006 S	1/1998	Demore et al.	
D398,184 S *	9/1998	Silverberg et al.	D7/319
D400,392 S	11/1998	Robertson et al.	
D406,003 S	2/1999	Tanner et al.	

FOREIGN PATENT DOCUMENTS

DE 40403886.7 9/2004

(Continued)

Primary Examiner — Marianne Pandozzi

(74) *Attorney, Agent, or Firm* — Stacy Combs

(57) **CLAIM**

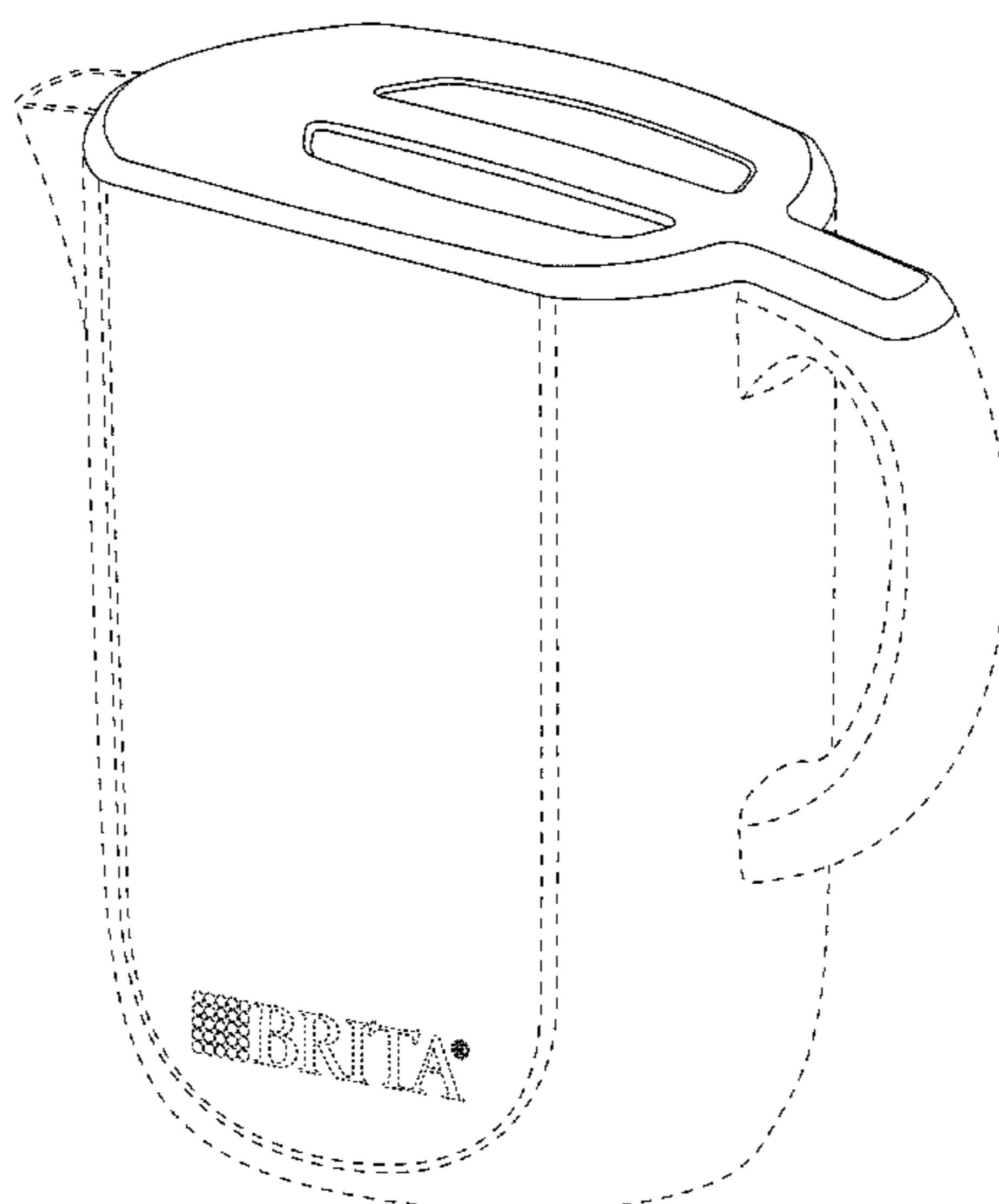
The ornamental design for a lid for a water pitcher, as shown and described.

DESCRIPTION

FIG. 1 is a left rear perspective view of a lid for a water pitcher of the present invention;
 FIG. 2 is a left front perspective view thereof;
 FIG. 3 is a front view thereof;
 FIG. 4 is a rear view thereof;
 FIG. 5 is a right side view thereof;
 FIG. 6 is a left side view thereof;
 FIG. 7 is a top view thereof; and,
 FIG. 8 is a bottom view thereof.

The broken lines showing environmental structure are for illustrative purposes only and form no part of the claimed design.

1 Claim, 8 Drawing Sheets



US D636,631 S

Page 2

U.S. PATENT DOCUMENTS

D459,941 S 7/2002 Miller
D460,311 S 7/2002 Chang
D463,706 S 10/2002 Lecerf
D465,377 S 11/2002 Murison et al.
D497,195 S 10/2004 Nishi et al.
D520,597 S 5/2006 Witte
D523,280 S 6/2006 Bertulis
D524,087 S 7/2006 Ali
D546,113 S 7/2007 Ruoff
7,438,799 B2* 10/2008 Vandenbelt et al. 210/85
D583,612 S 12/2008 Wu
D584,913 S * 1/2009 Green et al. D7/319

D587,958 S 3/2009 Schosser
D598,233 S * 8/2009 Ma et al. D7/317
D616,694 S * 6/2010 Kulikov et al. D7/319
D623,465 S * 9/2010 Sheppard et al. D7/318
D626,777 S * 11/2010 Bell et al. D7/319
2007/0209981 A1 9/2007 Moretto
2007/0209984 A1* 9/2007 Lev et al. 210/143

FOREIGN PATENT DOCUMENTS

DE 40406643.7 2/2005
EP 1806322 7/2007

* cited by examiner

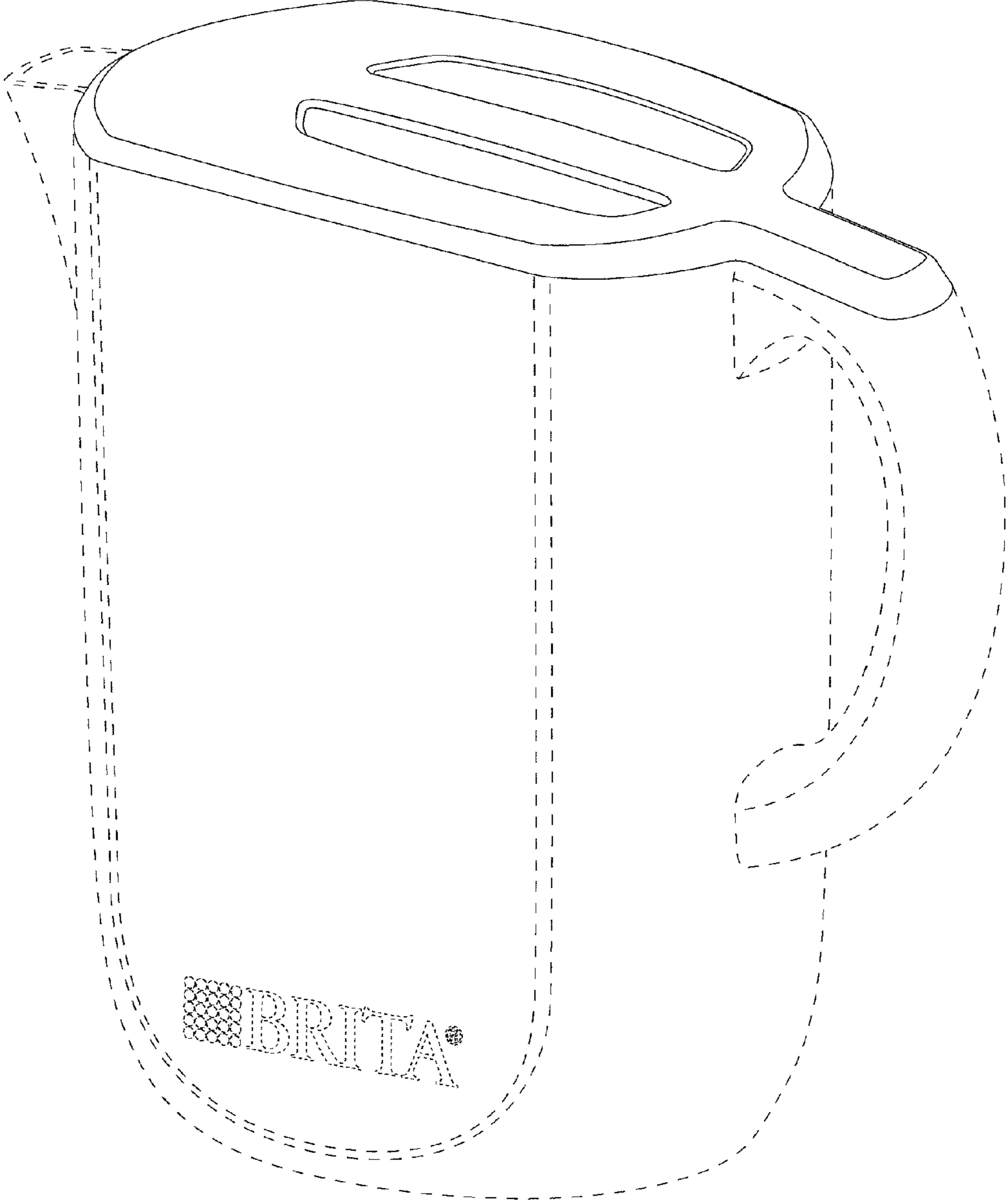


Figure 1

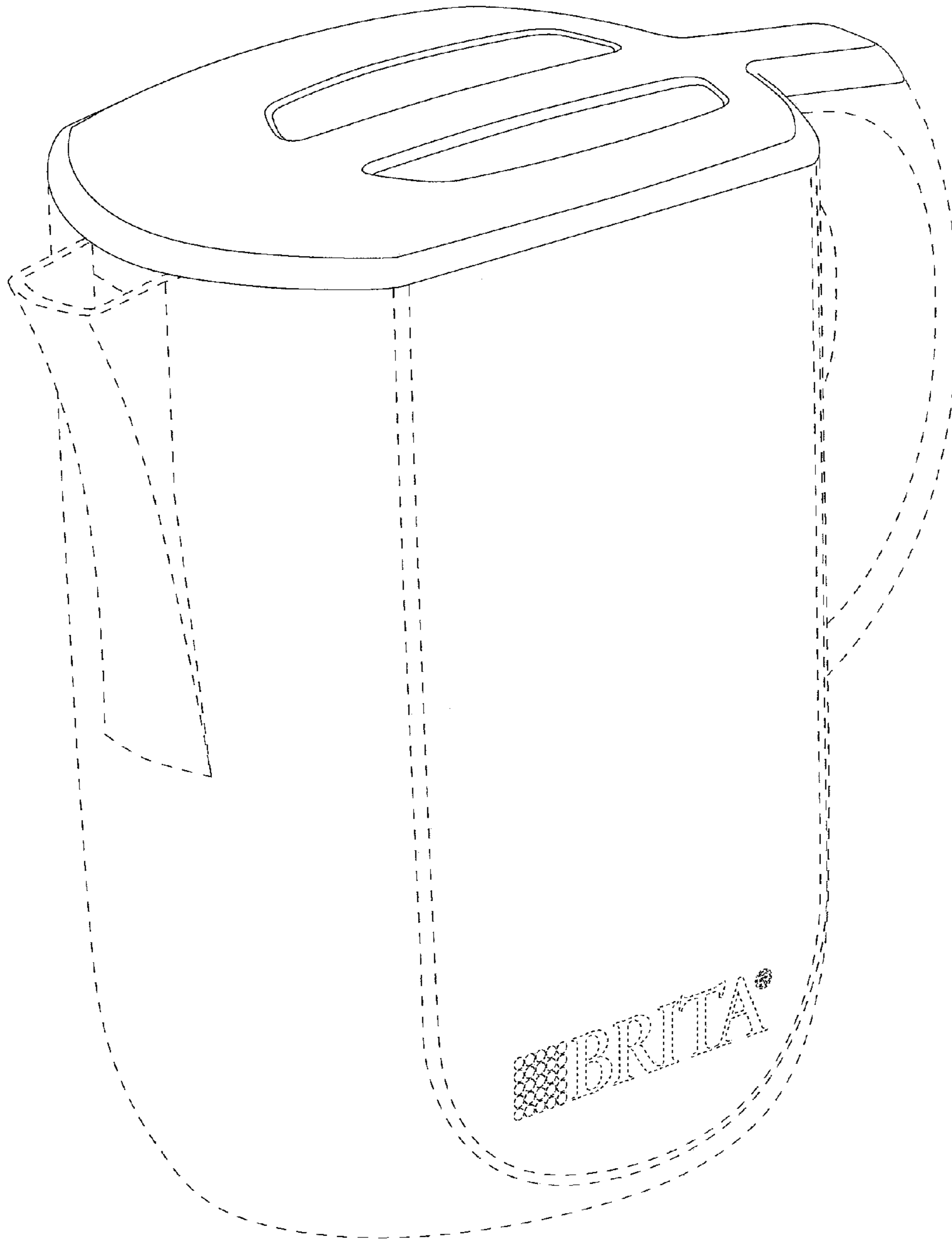


Figure 2




Figure 3

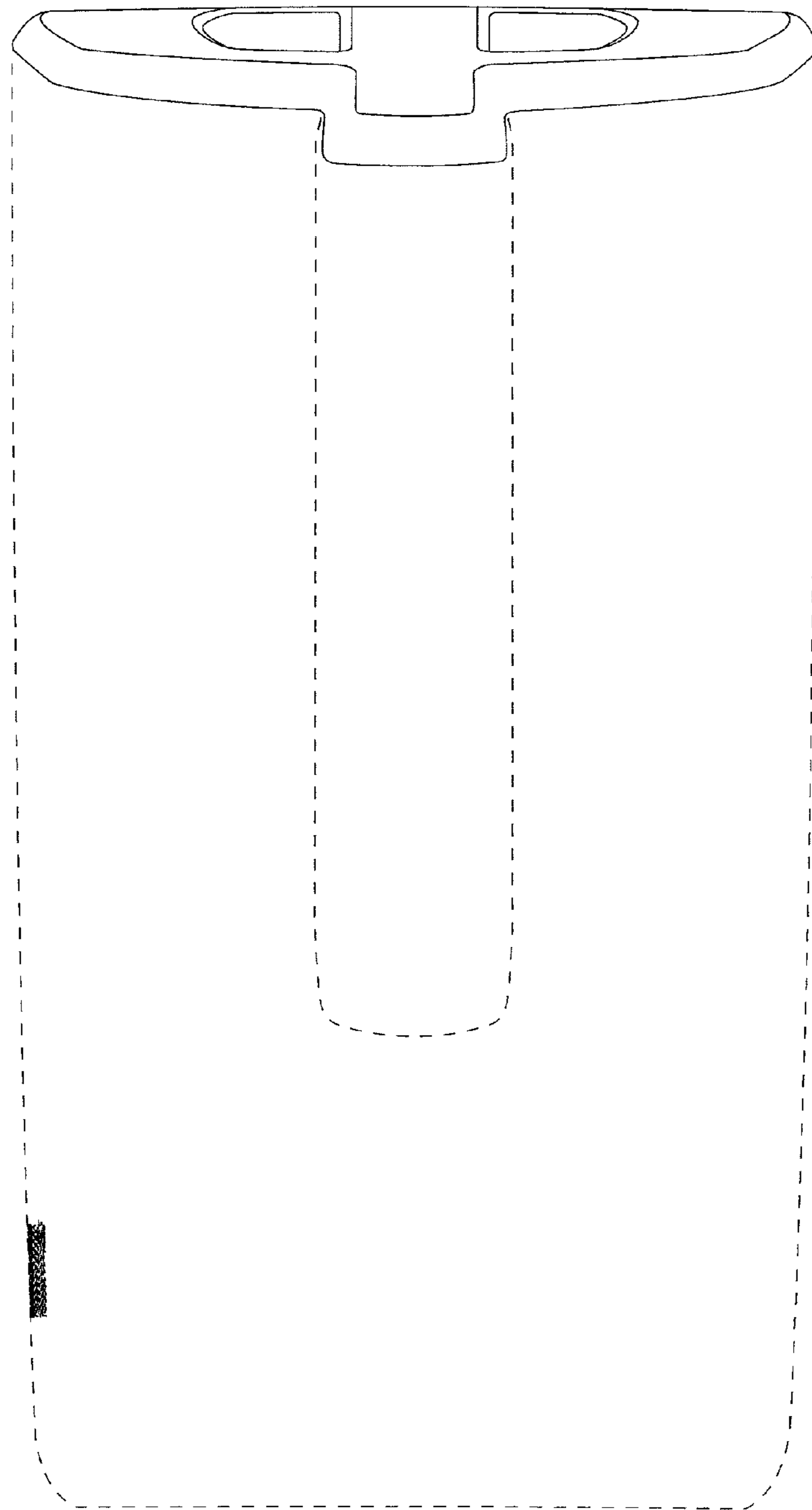


Figure 4



Figure 5

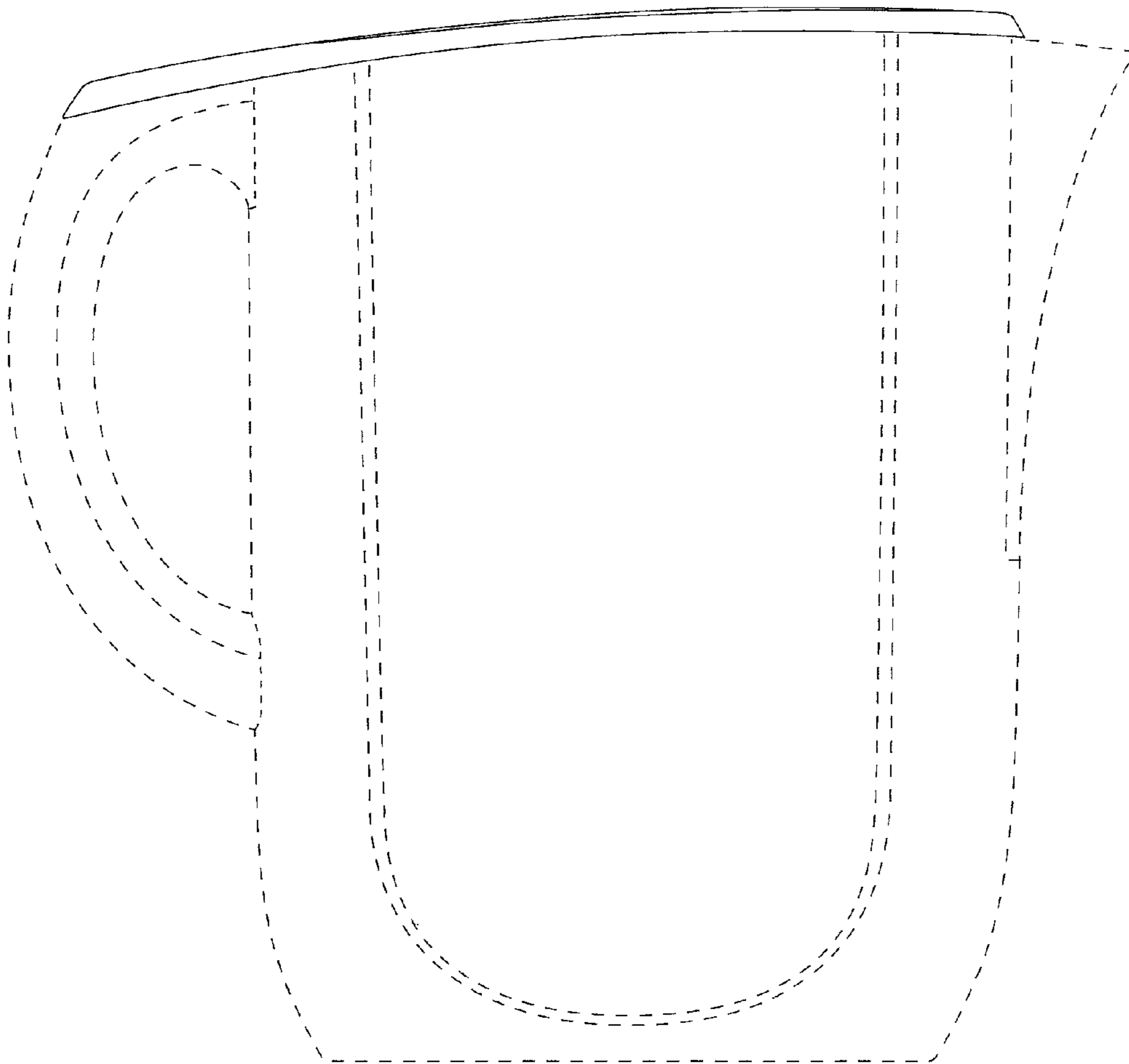


Figure 6




Figure 7

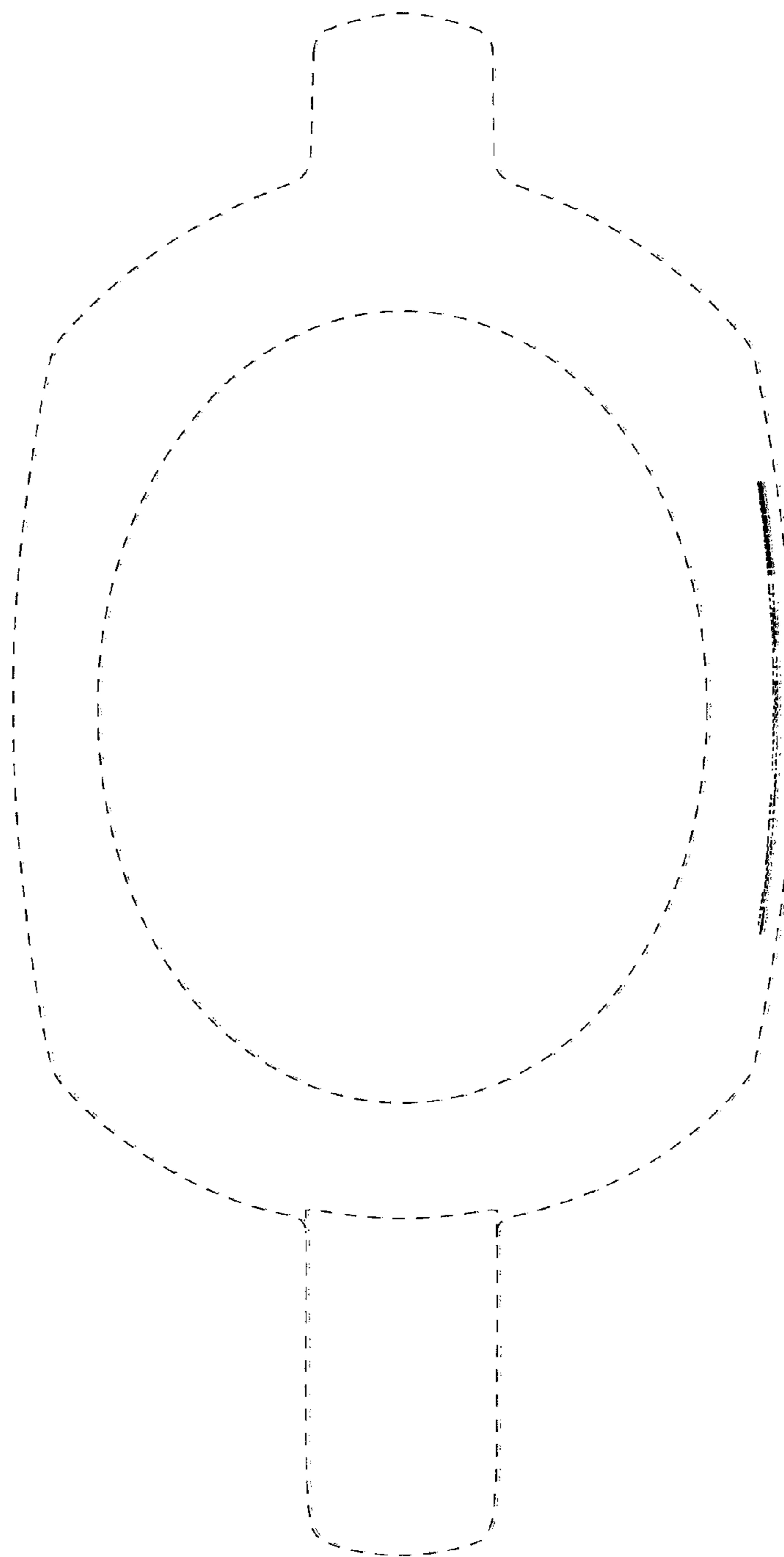


Figure 8