

US00D636624S

(12) **United States Design Patent**
Berk et al.

(10) **Patent No.:** **US D636,624 S**

(45) **Date of Patent:** **** Apr. 26, 2011**

(54) **CHAIR SLIP COVER**

(75) Inventors: **Michael Berk**, Hawthorn Woods, IL (US); **Jean Joseph**, Oak Park, IL (US)

(73) Assignee: **The Howard Elliott Collection, Inc.**, Carol Stream, IL (US)

(**) Term: **14 Years**

(21) Appl. No.: **29/357,075**

(22) Filed: **Mar. 5, 2010**

(51) **LOC (9) Cl.** **06-13**

(52) **U.S. Cl.** **D6/611**

(58) **Field of Classification Search** D6/610-611, D6/596, 601, 602, 603, 617; D12/401-405; 135/87, 88.01, 95; 150/165-167, 158, 154; 280/770; 296/136.01, 136.1, 136.11; 297/223-229
See application file for complete search history.

(56) **References Cited**

U.S. PATENT DOCUMENTS

2,877,832	A	3/1959	Reavis	
3,346,298	A	10/1967	Nancy	
D210,014	S	1/1968	Heckethorn	
3,515,430	A	6/1970	Nelson	
3,517,963	A	6/1970	Woods	
3,659,297	A	5/1972	Schutz	
D258,187	S	2/1981	Robbins	
D312,741	S	12/1990	Treadwell	
D349,201	S	8/1994	Sleboda et al.	
D366,383	S	1/1996	Briegleb	
D377,574	S	1/1997	Mades	
5,816,654	A	10/1998	Ellis	
D413,037	S	8/1999	Bellington	
D416,430	S	* 11/1999	Di Genova	D6/611
D419,025	S	* 1/2000	Lindberg	D6/611
6,079,778	A	6/2000	Lindberg	
D473,090	S	* 4/2003	Trucchi	D6/611
D491,761	S	* 6/2004	Nilsen	D6/611
D504,271	S	* 4/2005	Springer	D6/611
D507,144	S	* 7/2005	Springer	D6/611
D527,938	S	* 9/2006	Dandrea	D6/611

(Continued)

OTHER PUBLICATIONS

U.S. Appl. No. 29/357,077, filed Mar. 5, 2010.

(Continued)

Primary Examiner — Caron Veynar

Assistant Examiner — Katrina A Kile

(74) *Attorney, Agent, or Firm* — James P. Muraff; Neal, Gerber & Eisenberg LLP

(57) **CLAIM**

The ornamental design for a chair slip cover, as shown and described.

DESCRIPTION

This application is being filed simultaneously with U.S. patent application Ser. No. 29/357,077 filed on Mar. 5, 2010, entitled "Cushion Insert for Chair Slip Cover" and U.S. patent application Ser. No. 12/718,872 filed on Mar. 5, 2010, entitled "Chair Slip Cover", both of which are incorporated herein by reference without claiming such subject matter.

FIG. 1 is a perspective view of an embodiment of the chair slip cover for the new design.

FIG. 2 is top view of an embodiment of the chair slip cover of the new design;

FIG. 3 is a side view of an embodiment of the chair slip cover of the new design;

FIG. 4 is a front view of an embodiment of the chair slip cover of the new design;

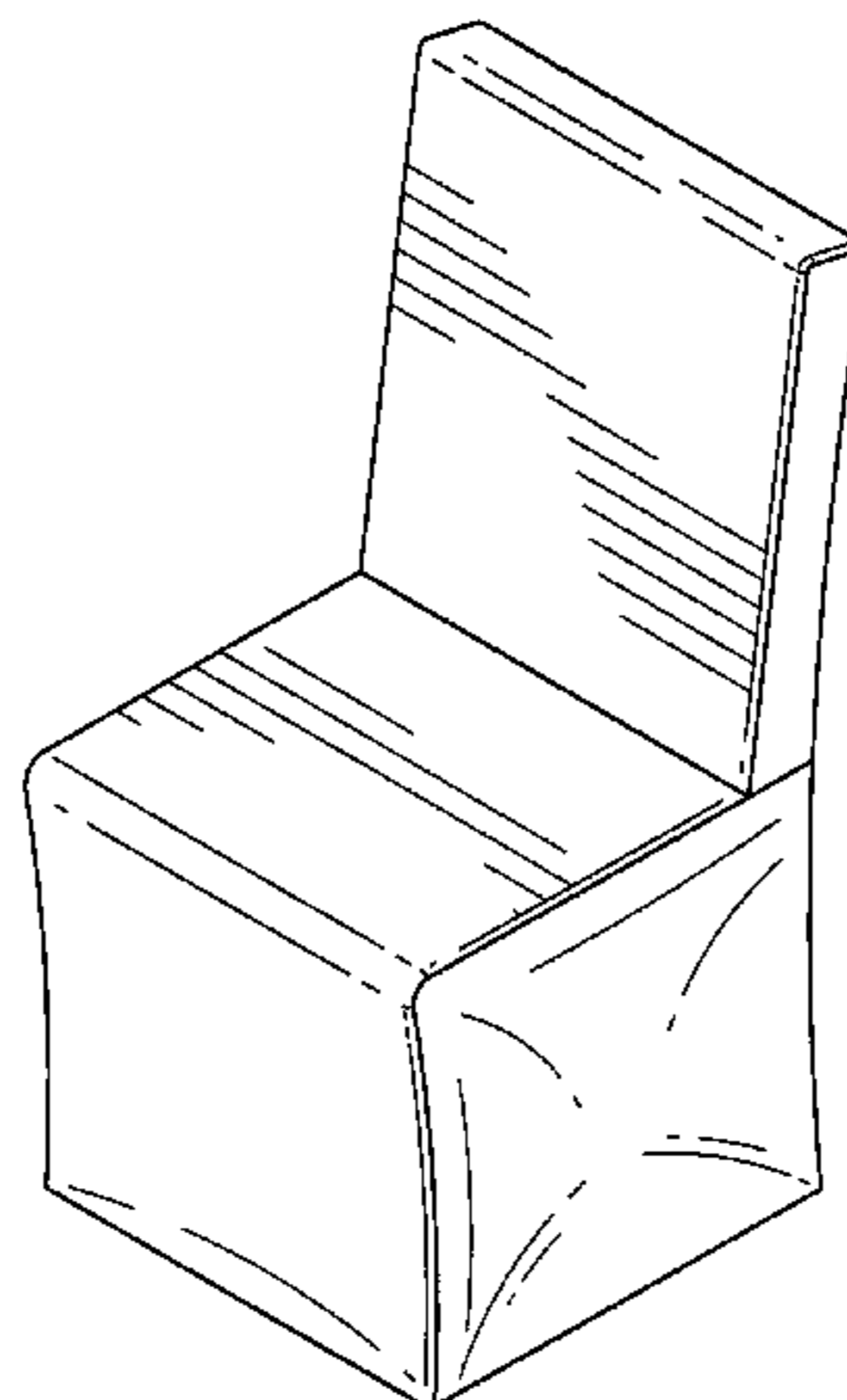
FIG. 5 is a rear view of an embodiment of the chair slip cover of the new design;

FIG. 6 is a bottom view of an embodiment of the chair slip cover, with a phantom chair therein, of the new design; and,

FIG. 7 is a bottom view of an embodiment of the chair slip cover of the new design.

The broken lines showing the environment in the Figures are for illustrative purposes only and form no part of the claimed design.

1 Claim, 4 Drawing Sheets



US D636,624 S

Page 2

U.S. PATENT DOCUMENTS

7,258,399 B2 2/2007 Neustat
D575,976 S * 9/2008 Miller D6/611
D611,751 S * 3/2010 Siklosi D6/611
D624,343 S * 9/2010 Long D6/601
7,841,658 B1 * 11/2010 Marble 297/224
2002/0179212 A1 * 12/2002 Willard et al. 150/158
2009/0193616 A1 * 8/2009 Hendricks et al. 16/30
2010/0205746 A1 8/2010 Kerekes et al.

OTHER PUBLICATIONS

U.S. Appl. No. 12/718,872, filed Mar. 5, 2010.
Website <http://cdn.overstock.com/images/products/3/L11481882.jpg>.
Website <http://www.amazon.com/gp/product/images/B002R3429I/>.
Office Action dated Feb. 2, 2011 for co-pending U.S. Appl. No. 12/718,872.

* cited by examiner

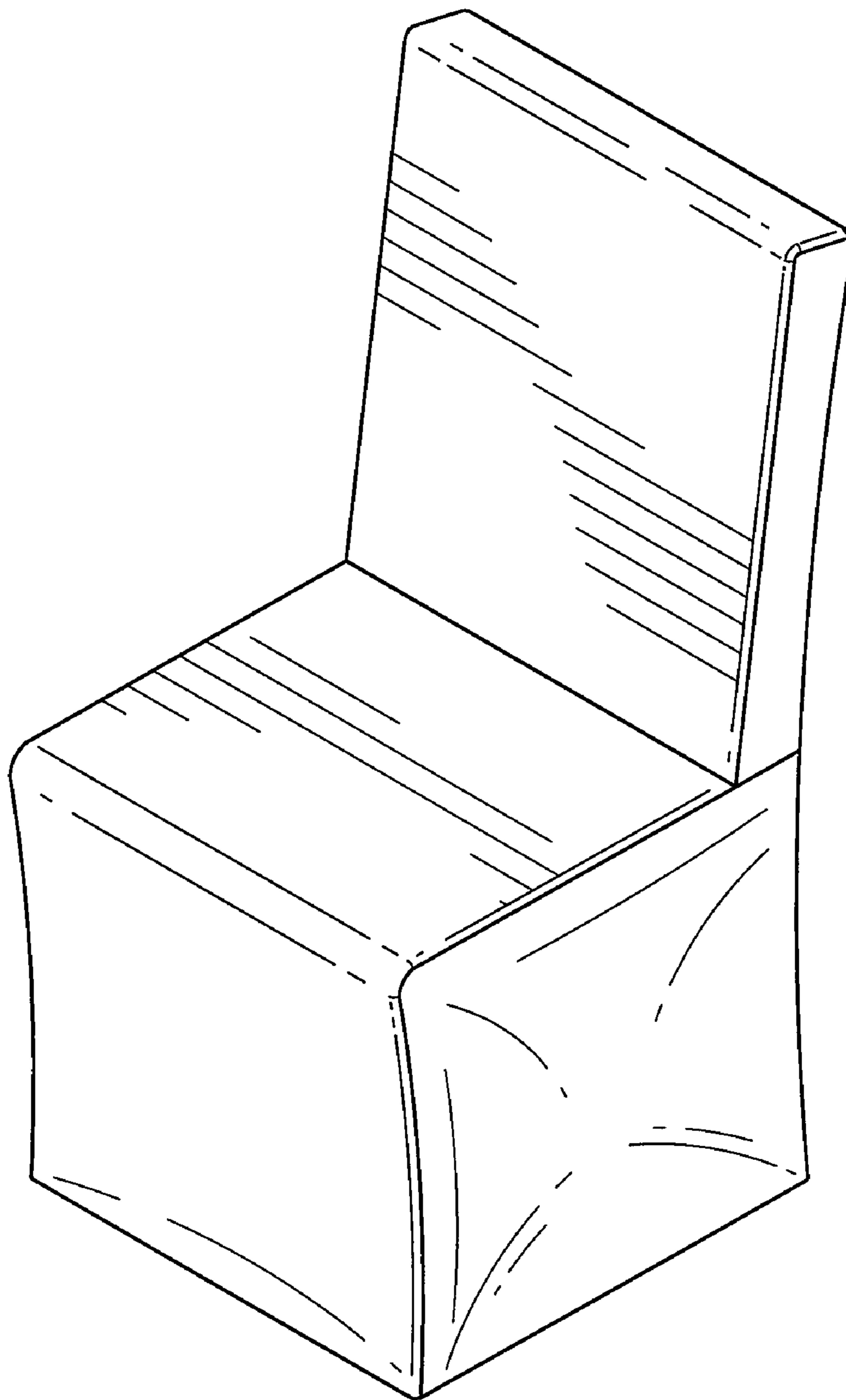


FIG. 1

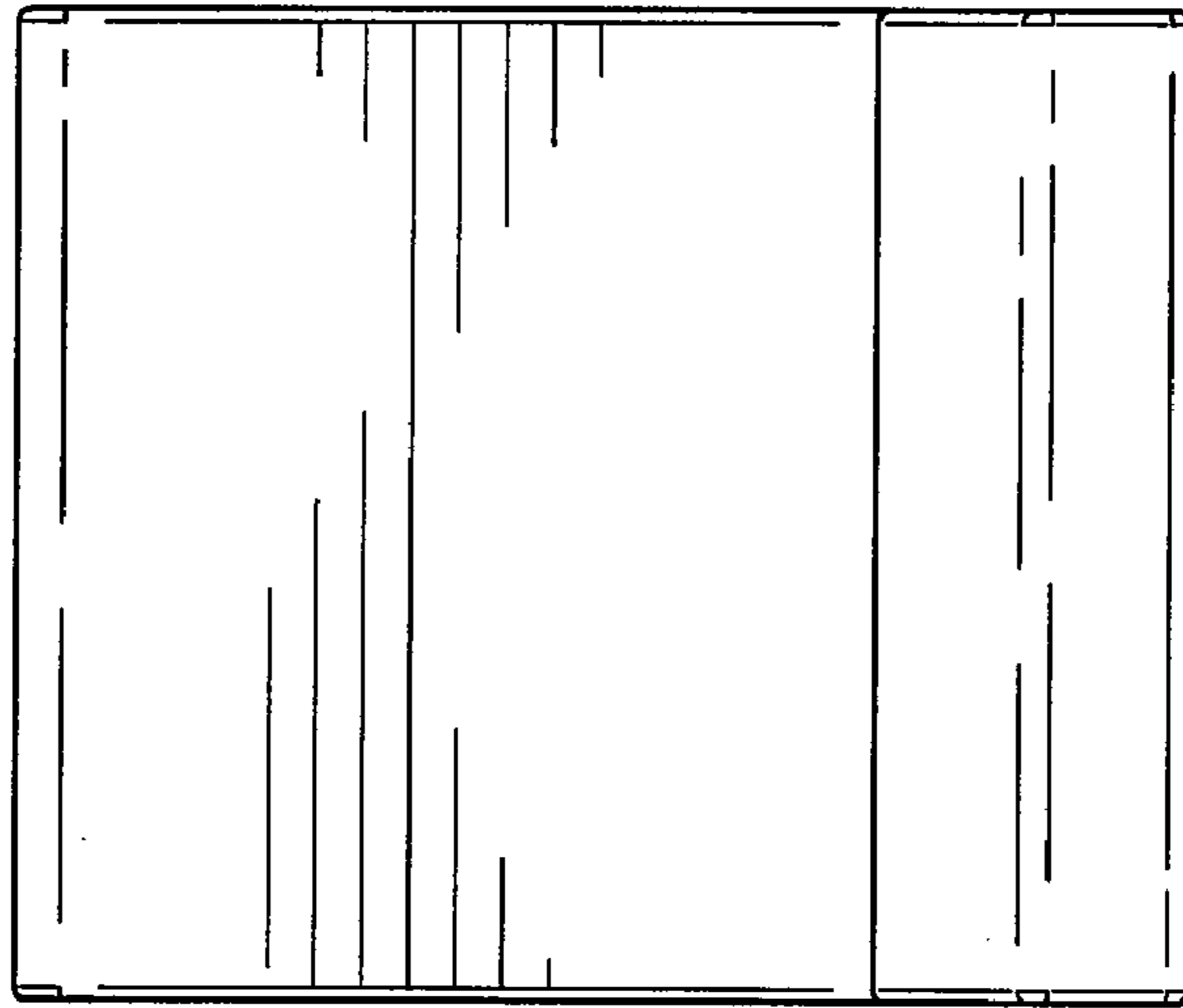


FIG. 2

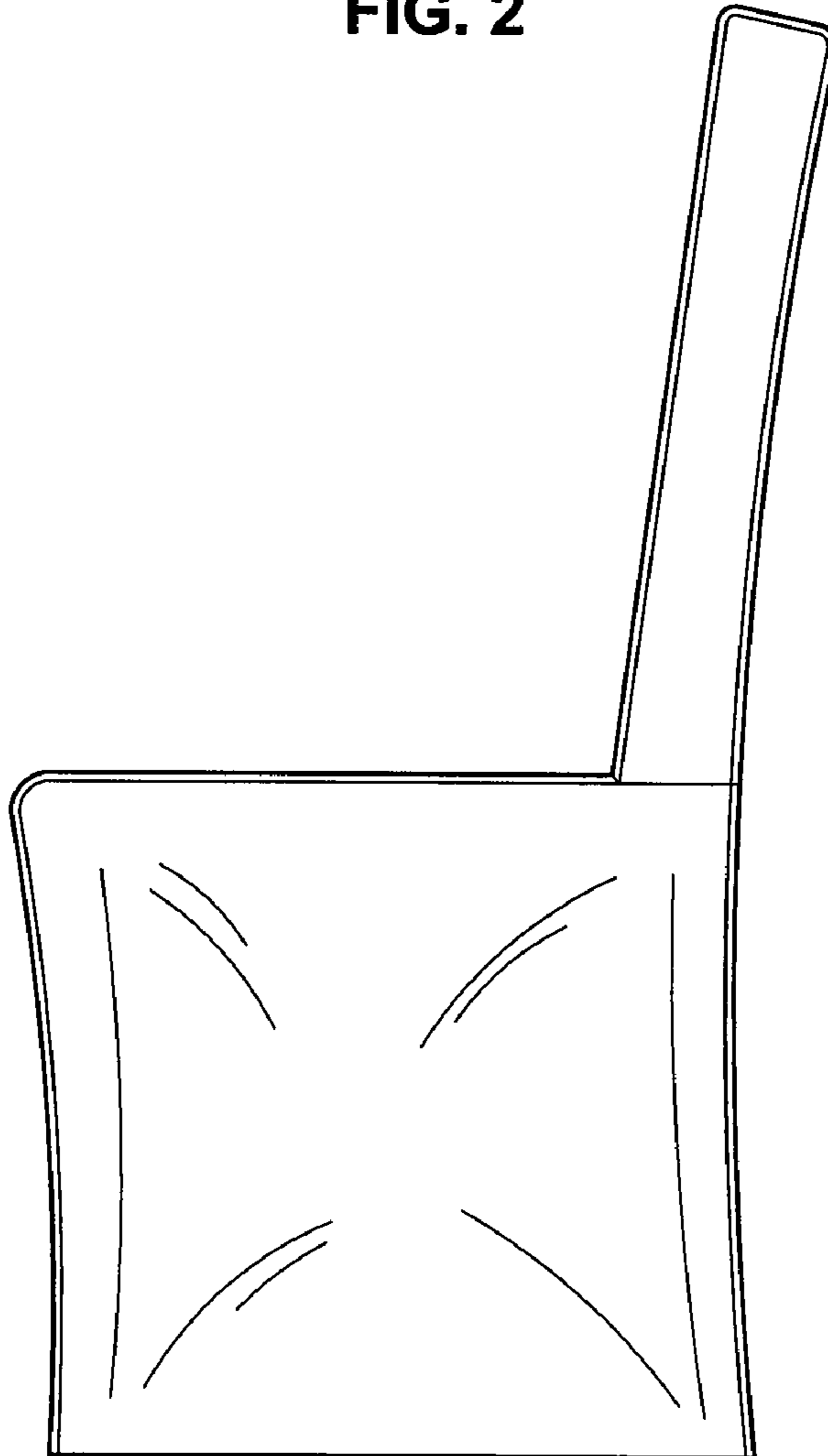


FIG. 3




FIG. 4




FIG. 5

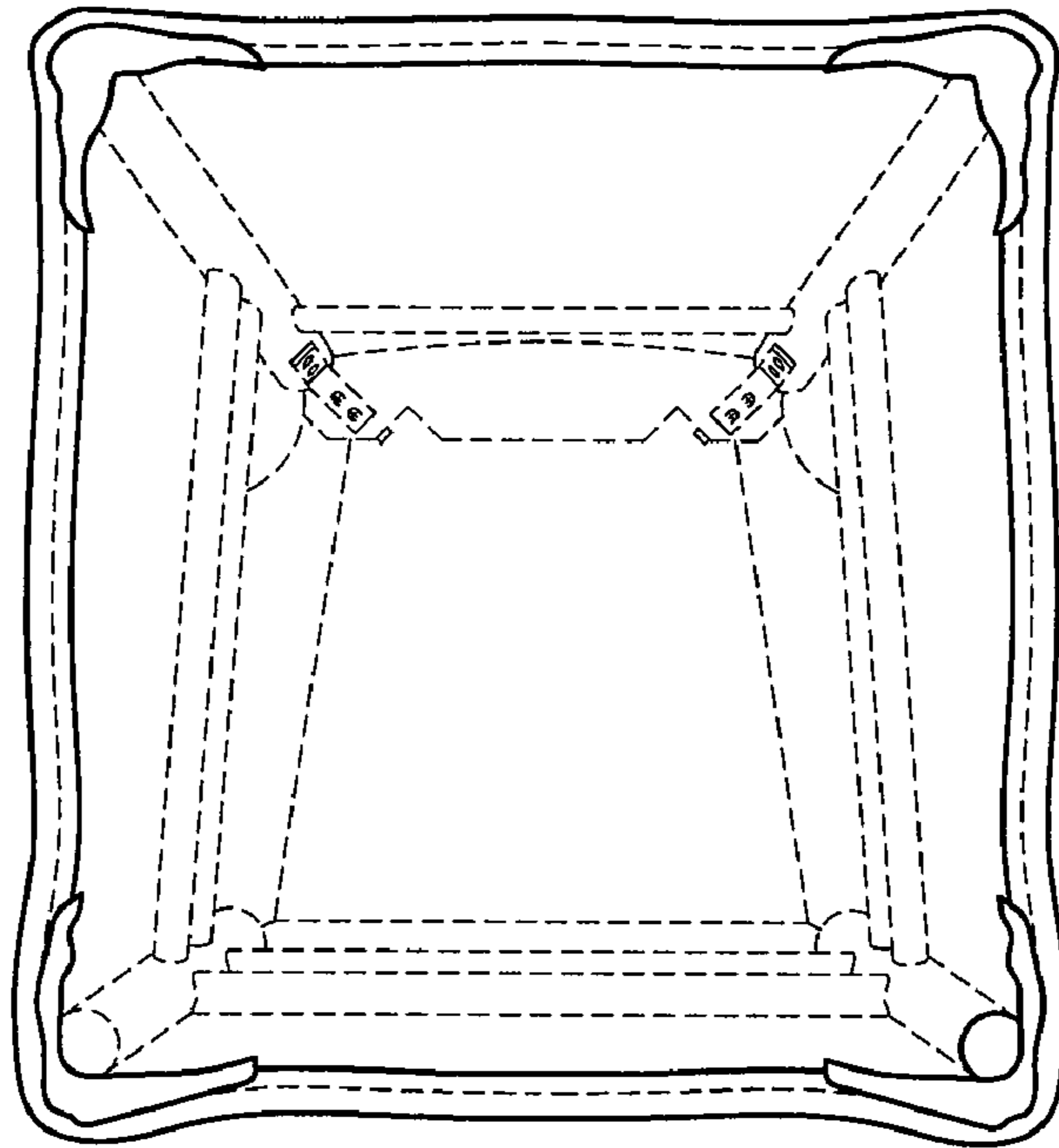


FIG. 6

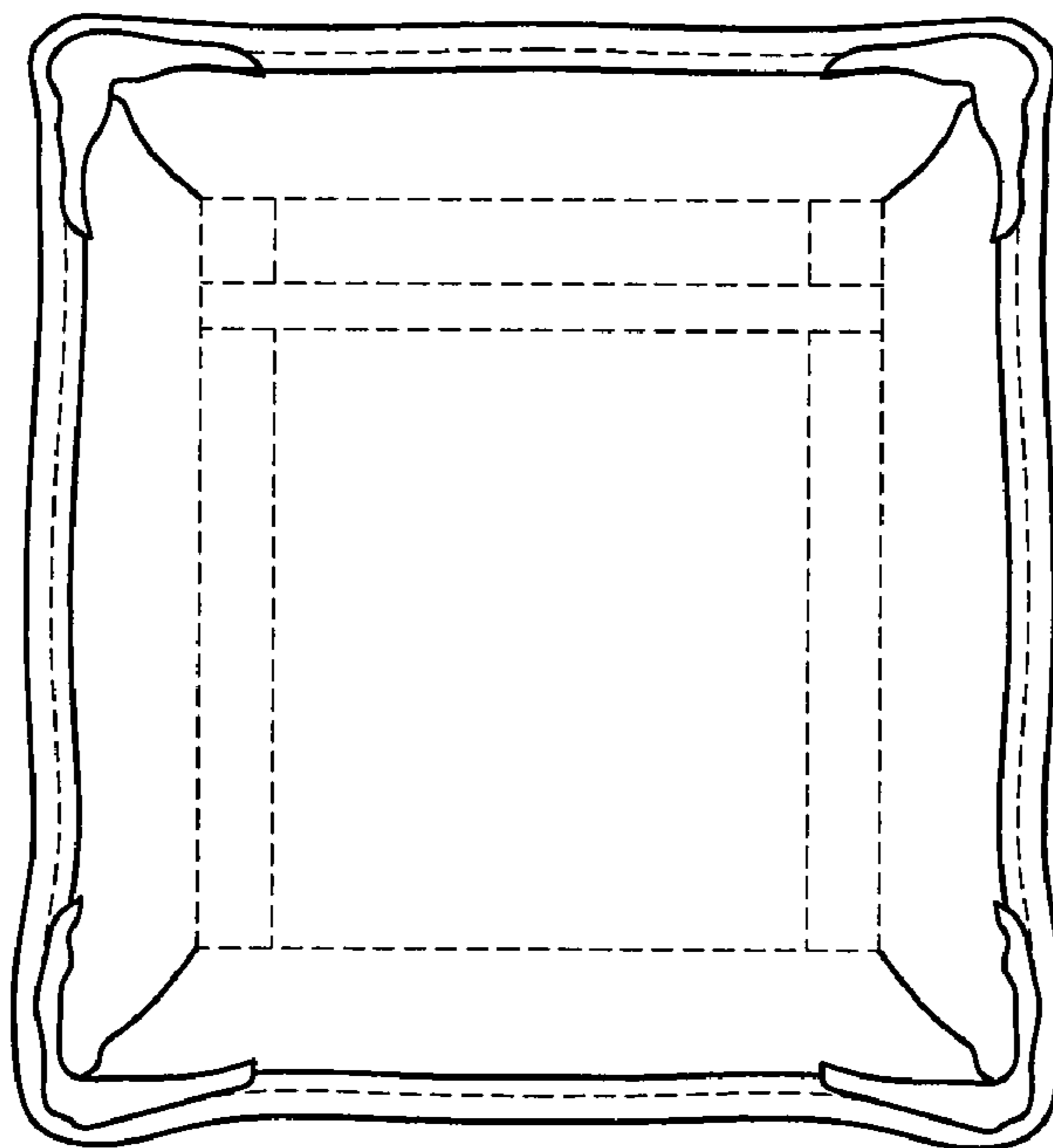


FIG. 7