

US00D636605S

(12) **United States Design Patent**
Wholey

(10) **Patent No.:** **US D636,605 S**

(45) **Date of Patent:** **** Apr. 26, 2011**

(54) **SELF HANGING UTILITY HANDLE**

(75) Inventor: **Mark Wholey**, Warren, RI (US)

(73) Assignee: **Mark Wholey**, Warren, RI (US)

(**) Term: **14 Years**

(21) Appl. No.: **29/355,302**

(22) Filed: **Mar. 1, 2010**

(51) **LOC (9) Cl.** **04-02**

(52) **U.S. Cl.** **D4/138**

(58) **Field of Classification Search** D4/129,
D4/132, 138, 134; 15/143.1, 159.1, 168,
15/175, 191.1, 192-194

See application file for complete search history.

(56) **References Cited**

U.S. PATENT DOCUMENTS

D199,520 S *	11/1964	Jones	D4/129
D426,070 S *	6/2000	Wholey	D4/138
D491,729 S *	6/2004	Woodnorth et al.	D4/138
D507,407 S *	7/2005	Woods	D4/132

D521,398 S *	5/2006	DiPietro et al.	D10/46.2
D568,615 S *	5/2008	Lucero	D4/129
D575,067 S *	8/2008	Wholey	D4/138

* cited by examiner

Primary Examiner — Cathron C Brooks

Assistant Examiner — Barbara Fox

(57) **CLAIM**

I claim the ornamental design of a self hanging utility handle, as shown.

DESCRIPTION

FIG. 1 is an isometric view of a self hanging utility handle showing my new design.

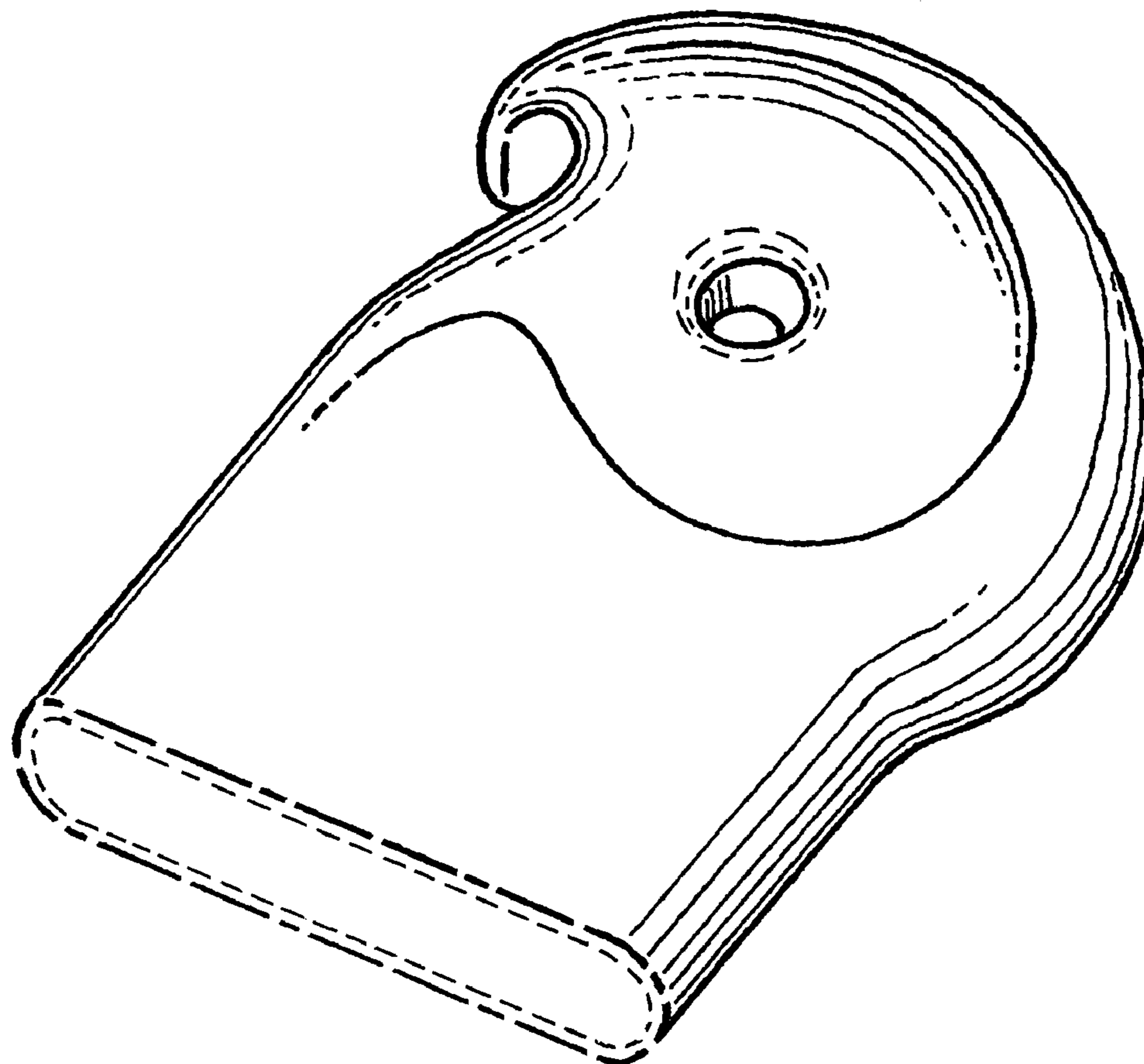
FIG. 2 is the left side view thereof of a self hanging utility handle.

FIG. 3 is a right side view thereof; and,

FIG. 4 is a front view thereof.

In the drawings, the broken lines along the bottom of the handle represent the boundary of the claim and form no part of the claimed design.

1 Claim, 2 Drawing Sheets



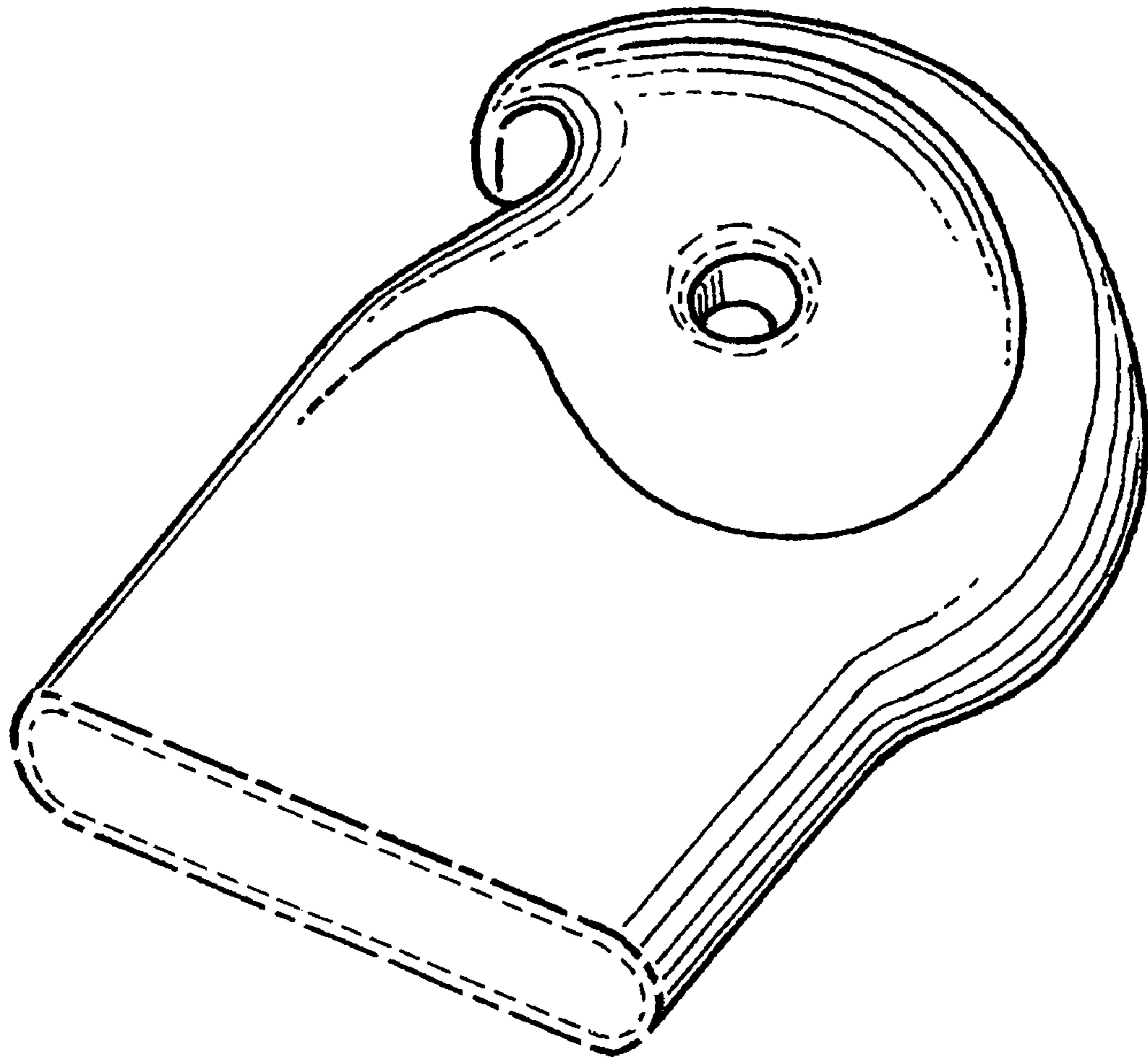


FIG. 1

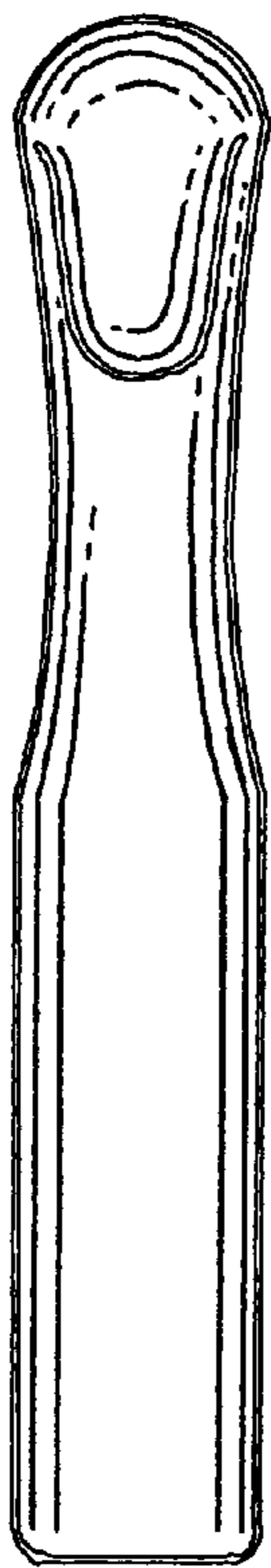


FIG. 2

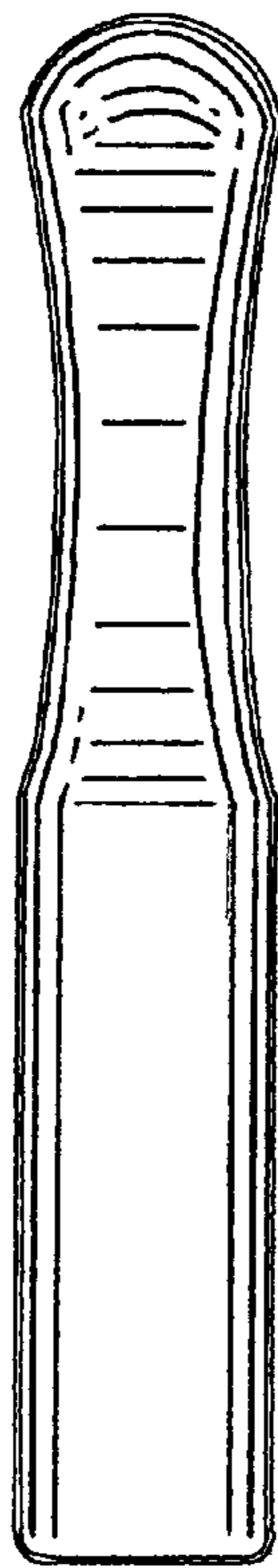


FIG. 3

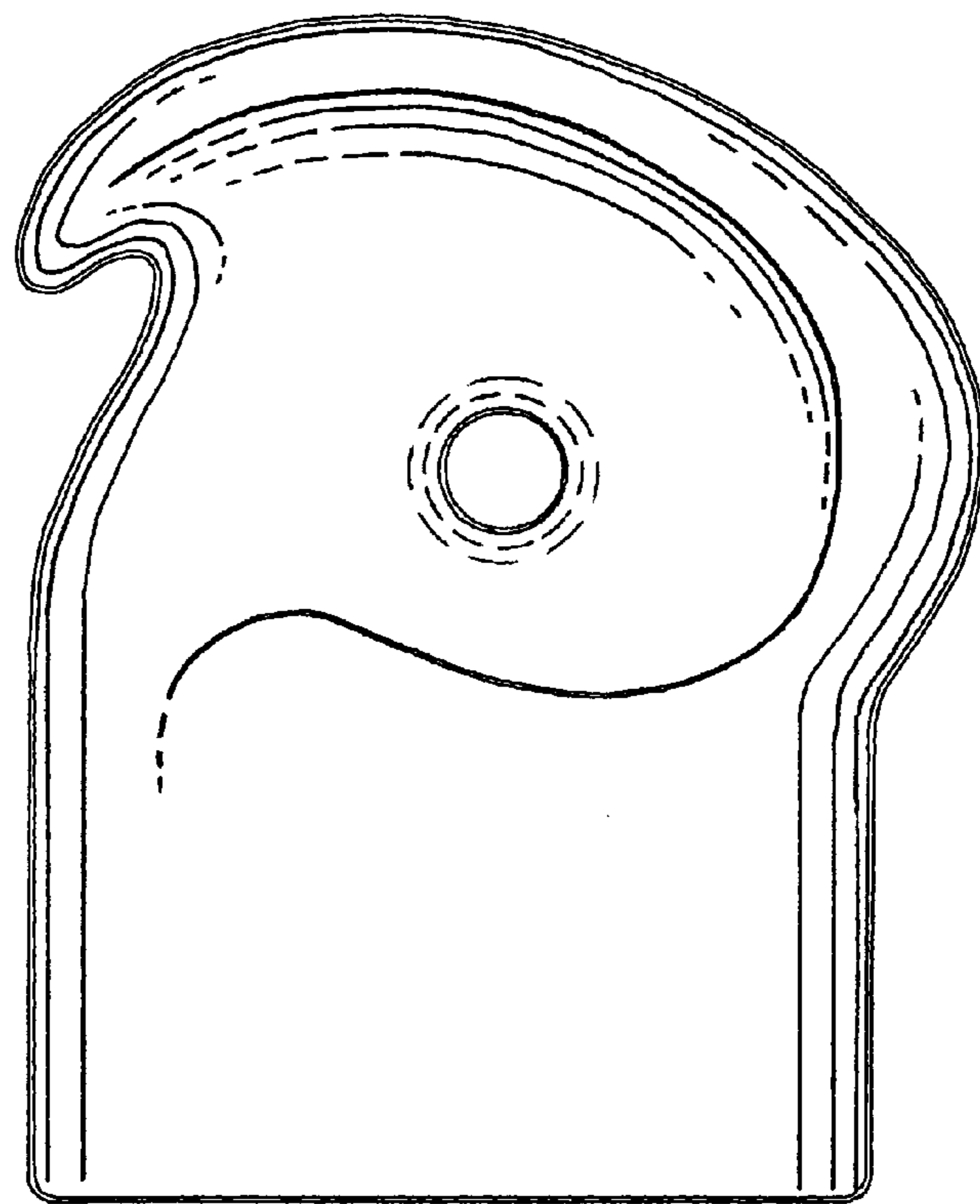


FIG. 4