



US00D636577S

(12) **United States Design Patent**
Chung

(10) **Patent No.:** **US D636,577 S**

(45) **Date of Patent:** **** Apr. 26, 2011**

(54) **SHOE UPPER**

(75) Inventor: **Kayko Inhi Chung**, Portland, OR (US)

(73) Assignee: **Nike, Inc.**, Beaverton, OR (US)

(**) Term: **14 Years**

(21) Appl. No.: **29/381,775**

(22) Filed: **Dec. 22, 2010**

(51) **LOC (9) Cl.** **02-99**

(52) **U.S. Cl.** **D2/972**

(58) **Field of Classification Search** D2/896,
D2/902, 906-908, 943, 944, 969, 972-974;
36/45-49, 50.1, 77 M, 77 R, 83, 88, 113,
36/114, 126-131

See application file for complete search history.

(56) **References Cited**

U.S. PATENT DOCUMENTS

D273,437 S	4/1984	Kohno	
D276,569 S	12/1984	Kohno	
D283,463 S	4/1986	Chassaing	
D287,422 S *	12/1986	MacGregor et al.	D2/969
4,670,998 A	6/1987	Pasternak	
D296,379 S	6/1988	Lee	
D300,083 S	3/1989	Tonkel	
D345,451 S	3/1994	Teague	
D348,560 S *	7/1994	McDonald	D2/969
D386,291 S *	11/1997	Napurano, Jr.	D2/969
D386,895 S	12/1997	Hatfield	
D423,206 S *	4/2000	Fallon	D2/972
D446,921 S *	8/2001	Duclos	D2/969
D448,921 S	10/2001	Ammon	
D503,033 S	3/2005	Hlavacs	
D515,304 S	2/2006	Wahoske	

D569,602 S	5/2008	Caron
D584,040 S	1/2009	McDade et al.
D591,497 S	5/2009	McDade et al.
D610,342 S	2/2010	Petrie

OTHER PUBLICATIONS

Nike Footwear Catalog, Fall 1991, p. 152, published Dec. 1990.
Nike Footwear Catalog, Fall 1992, p. 44, published Dec. 1991.
Nike Footwear Catalog, Late Spring 1998, p. M122, published Sep. 1997.
Nike Footwear Catalog, Spring 2001 #2, p. M66, published Jun. 2000.
Nike Footwear Catalog, Late Spring 2006, p. 38, published Sep. 2005.
Nike Footwear Catalog, Summer 2007, p. 55, published Sep. 2006.

* cited by examiner

Primary Examiner — Dominic Simone

(74) *Attorney, Agent, or Firm* — Banner & Witcoff, Ltd.

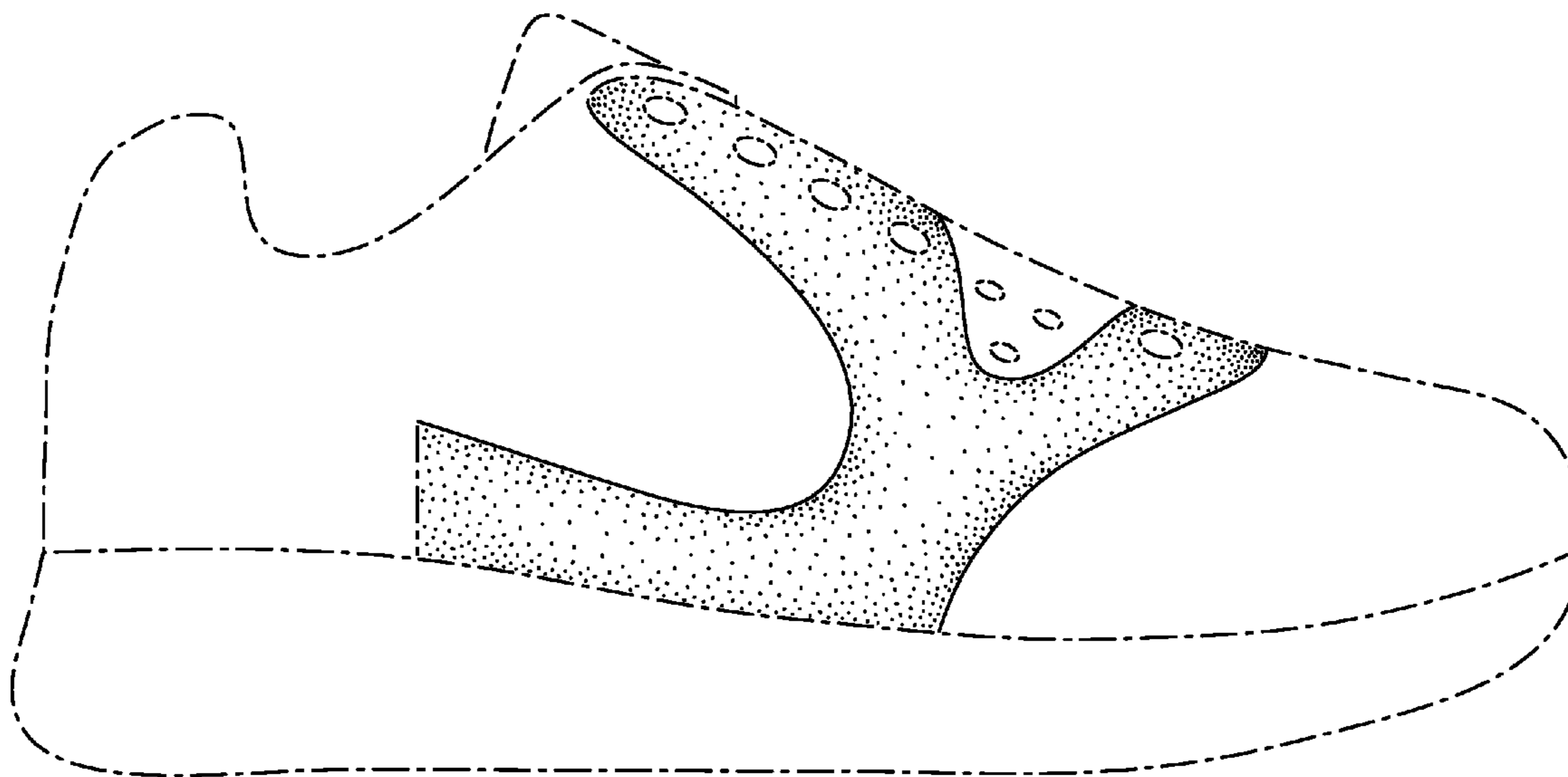
(57) **CLAIM**

The ornamental design for a shoe upper, as shown and described.

DESCRIPTION

FIG. 1 is a front perspective view of a shoe upper showing my new design;
FIG. 2 is a side view thereof; and,
FIG. 3 is a rear perspective view thereof.
The broken lines immediately adjacent to the shaded area represent unclaimed boundaries of the design. The broken lines showing the eight eyelet regions and the remainder of the shoe upper are for environmental purposes only and form no part of the claimed design.

1 Claim, 3 Drawing Sheets



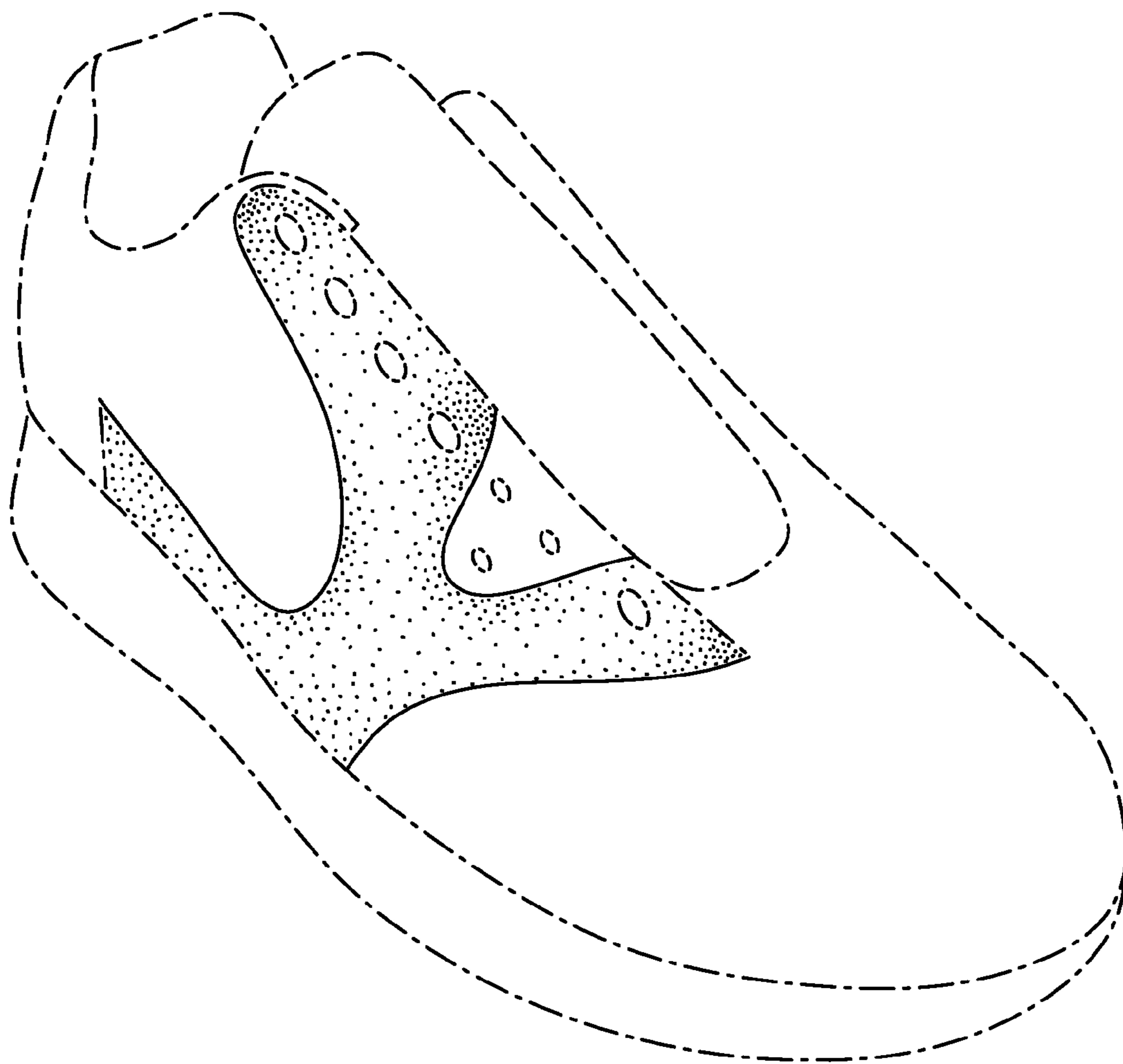


FIG. 1

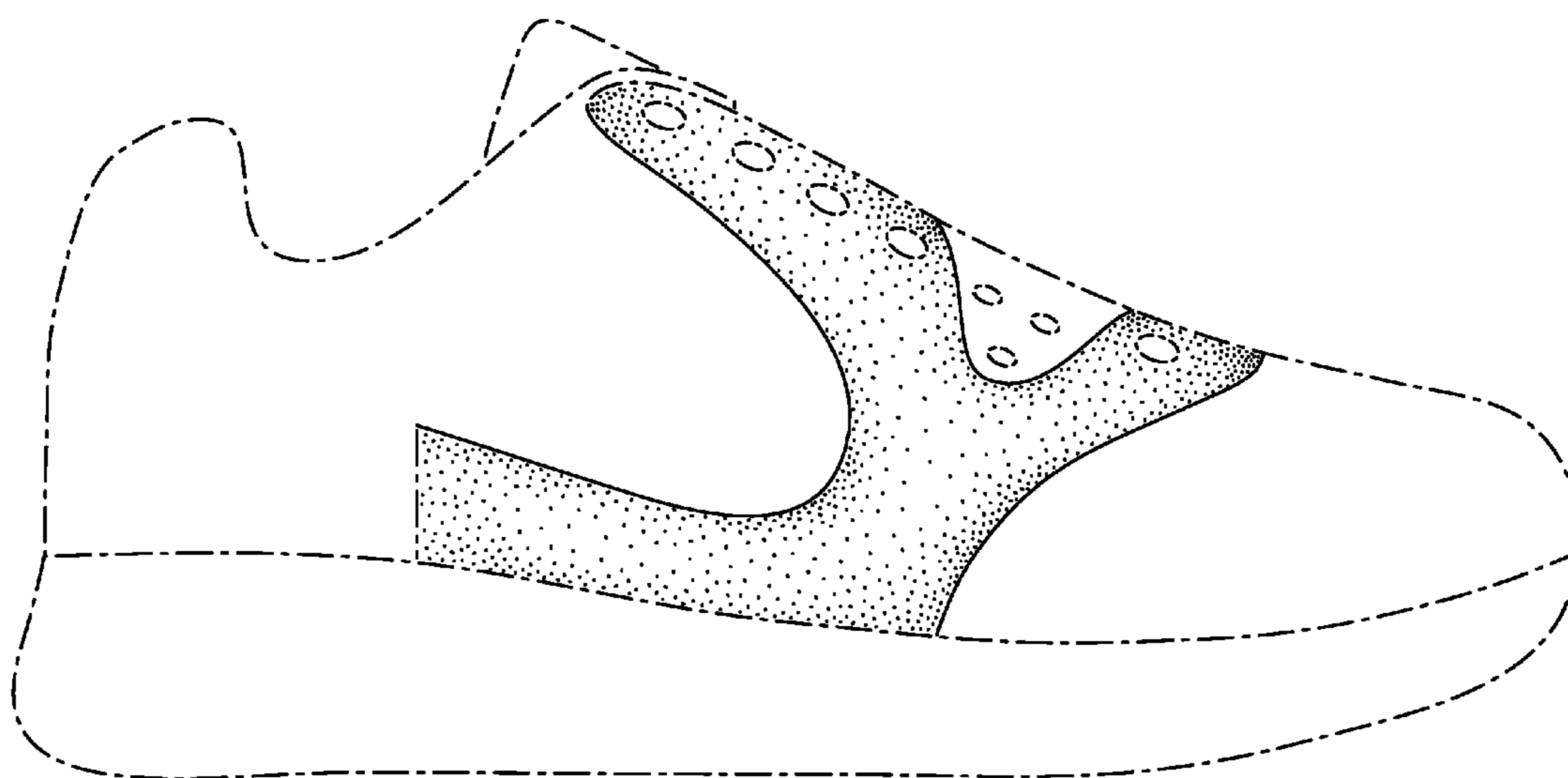


FIG. 2

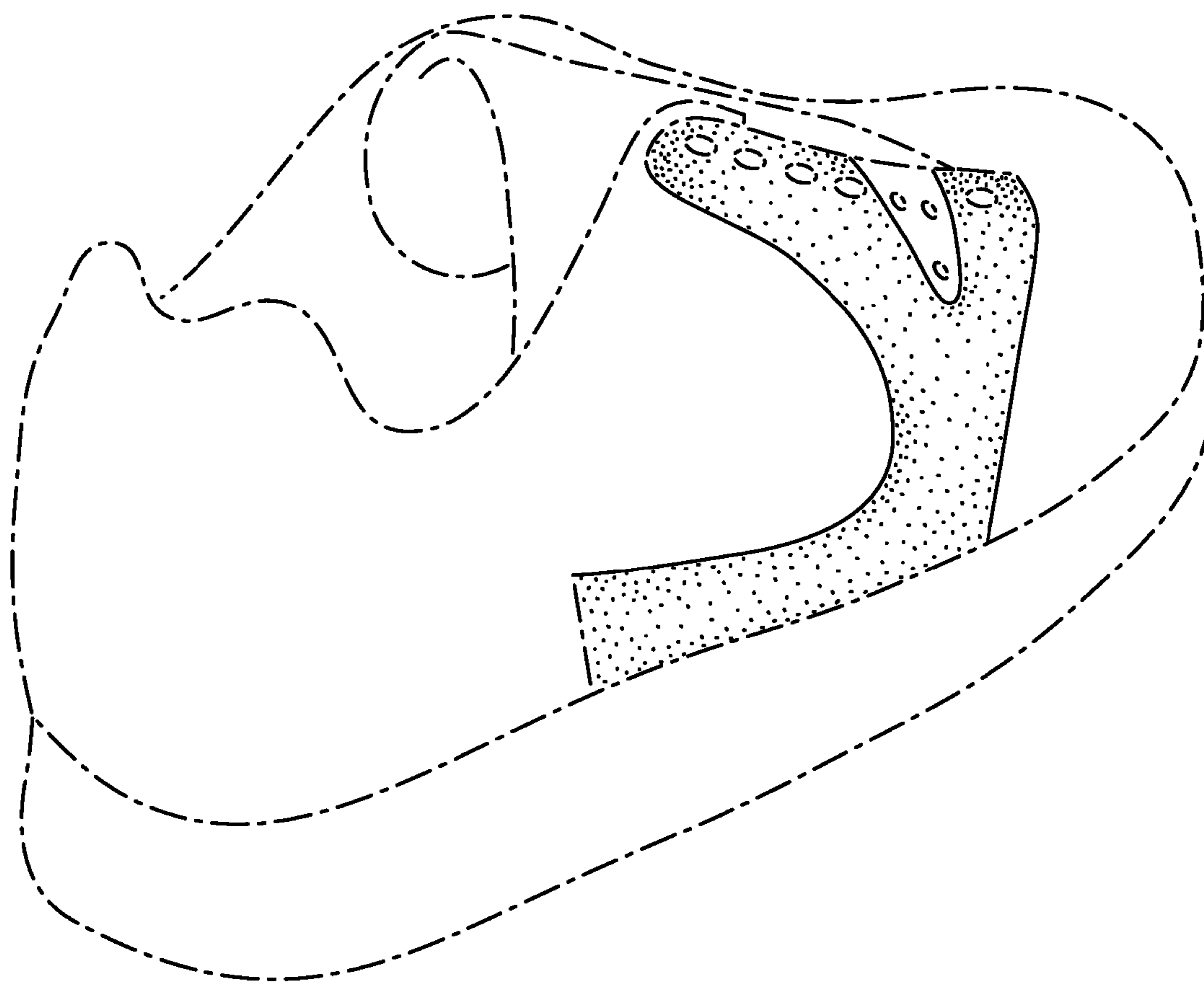


FIG. 3