



US00D636572S

(12) **United States Design Patent**
Della Valle et al.

(10) **Patent No.:** **US D636,572 S**

(45) **Date of Patent:** **** Apr. 26, 2011**

(54) **FOOTWEAR SOLE**

(75) Inventors: **Diego Della Valle**, Sant'Elpidio a Mare (IT); **Daniele Bergonzi**, Sant'Elpidio a Mare (IT)

(73) Assignee: **Tod's S.p.A.**, Sant'Elpidio a Mare (Fermo) (IT)

(**) Term: **14 Years**

(21) Appl. No.: **29/364,302**

(22) Filed: **Jun. 22, 2010**

(30) **Foreign Application Priority Data**

Dec. 24, 2009 (EM) 001652157

(51) **LOC (9) Cl.** **02-04**

(52) **U.S. Cl.** **D2/953; D2/951; D2/954**

(58) **Field of Classification Search** D2/902,
D2/906, 908, 916, 918, 925, 946, 947, 950-962,
D2/977; 36/3 B, 22 R, 24.5, 25 R, 28, 32 R,
36/34 R, 59 C, 67 A, 103
See application file for complete search history.

(56) **References Cited**

U.S. PATENT DOCUMENTS

D254,398 S *	3/1980	Finn	D2/908
D326,181 S *	5/1992	Katz et al.	D2/960
D346,480 S *	5/1994	Davidson	D2/961
6,098,316 A *	8/2000	Hong	36/97
D458,010 S *	6/2002	Della Valle	D2/953

D501,706 S *	2/2005	McClaskie	D2/954
D534,332 S *	1/2007	McClaskie	D2/951
D542,014 S *	5/2007	McClaskie	D2/951
D574,582 S *	8/2008	Della Valle	D2/902
D577,179 S *	9/2008	Della Valle	D2/907
D582,638 S *	12/2008	Ringholz	D2/947
D586,984 S *	2/2009	Schwartz	D2/925
D588,345 S *	3/2009	Campbell	D2/946
D593,741 S *	6/2009	Vico et al.	D2/960
D604,030 S *	11/2009	Wilson	D2/947
D620,242 S *	7/2010	Bourdin et al.	D2/953
D628,365 S *	12/2010	Bourdin et al.	D2/908
D628,777 S *	12/2010	Bourdin et al.	D2/908
2010/0071228 A1 *	3/2010	Crowley et al.	36/28

* cited by examiner

Primary Examiner — T. Chase Nelson

(74) *Attorney, Agent, or Firm* — Knobbe Martens Olson & Bear LLP

(57) **CLAIM**

The ornamental design for a footwear sole, as shown and described.

DESCRIPTION

FIG. 1 is a front elevational view of a footwear sole showing our new design.

FIG. 2 is a rear elevational view thereof.

FIG. 3 is a left side elevational view thereof.

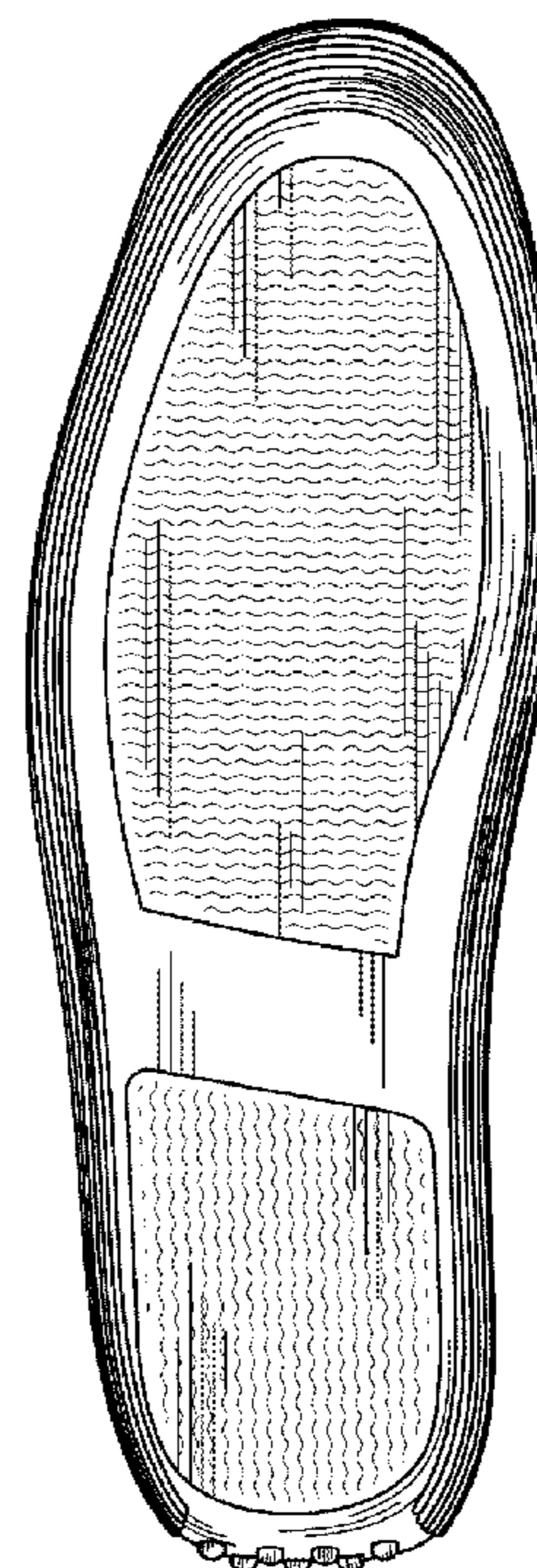
FIG. 4 is a right side elevational view thereof.

FIG. 5 is a top plan view thereof.

FIG. 6 is a bottom view thereof; and,

FIG. 7 is a perspective view thereof.

1 Claim, 7 Drawing Sheets






FIG. 1




FIG. 2




FIG. 3



FIG. 4

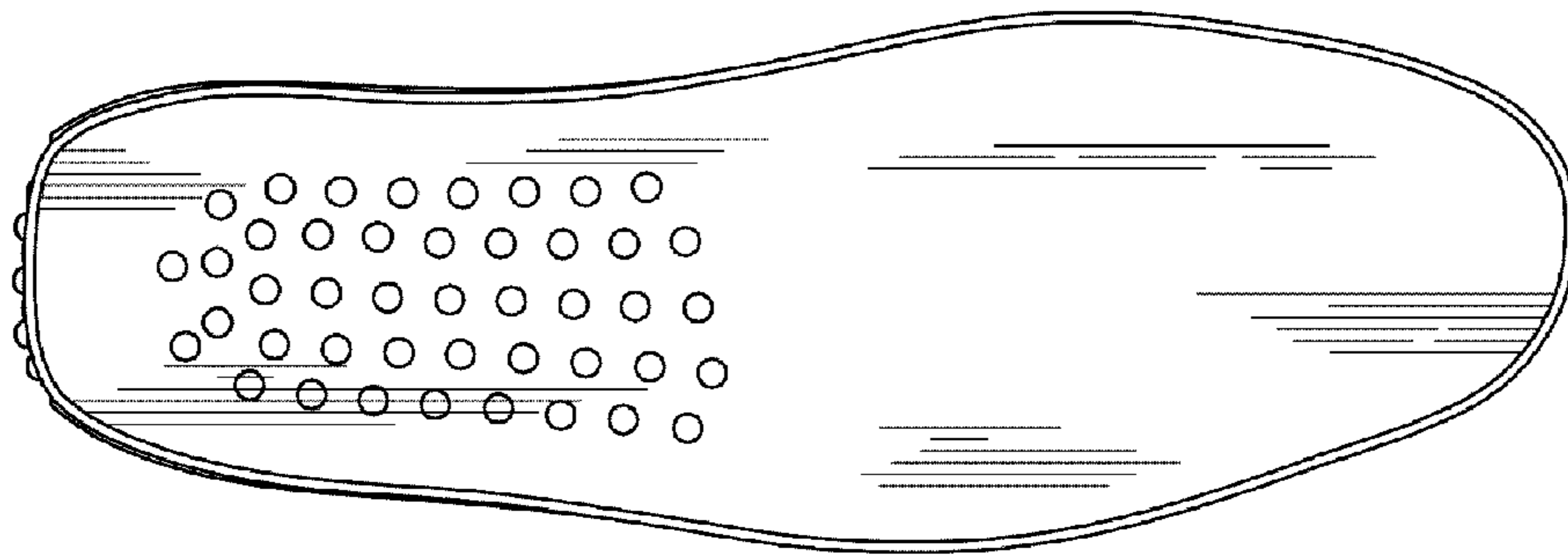


FIG. 5

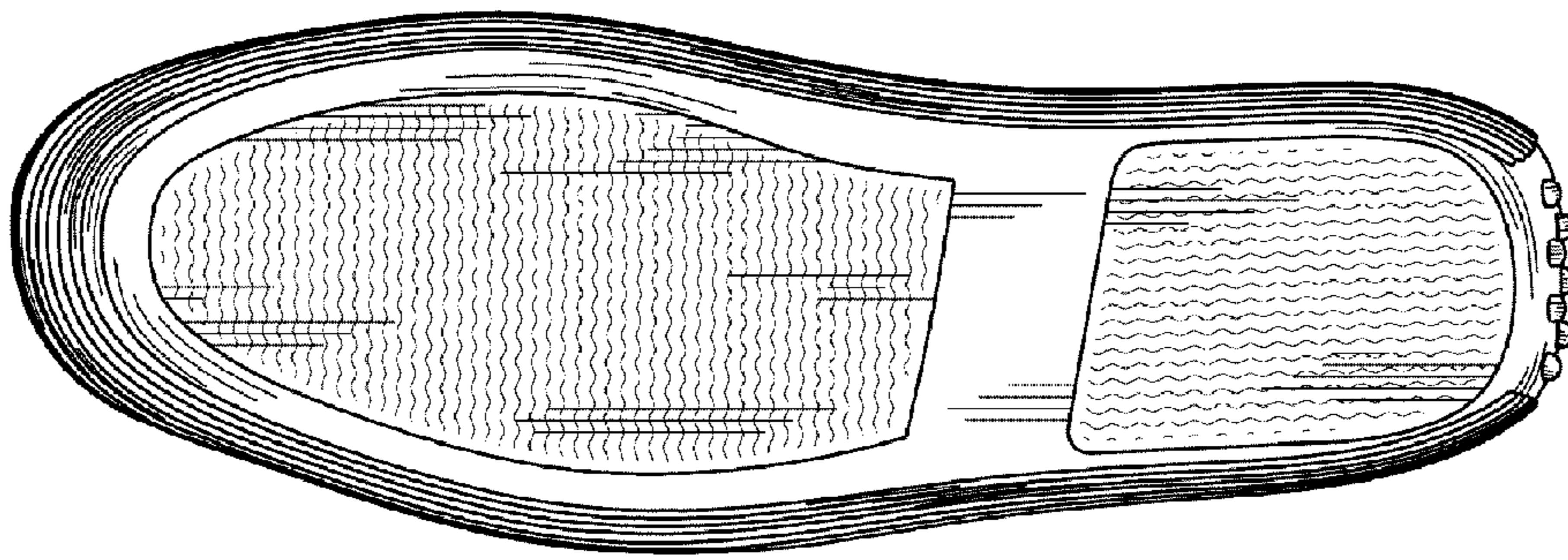


FIG. 6

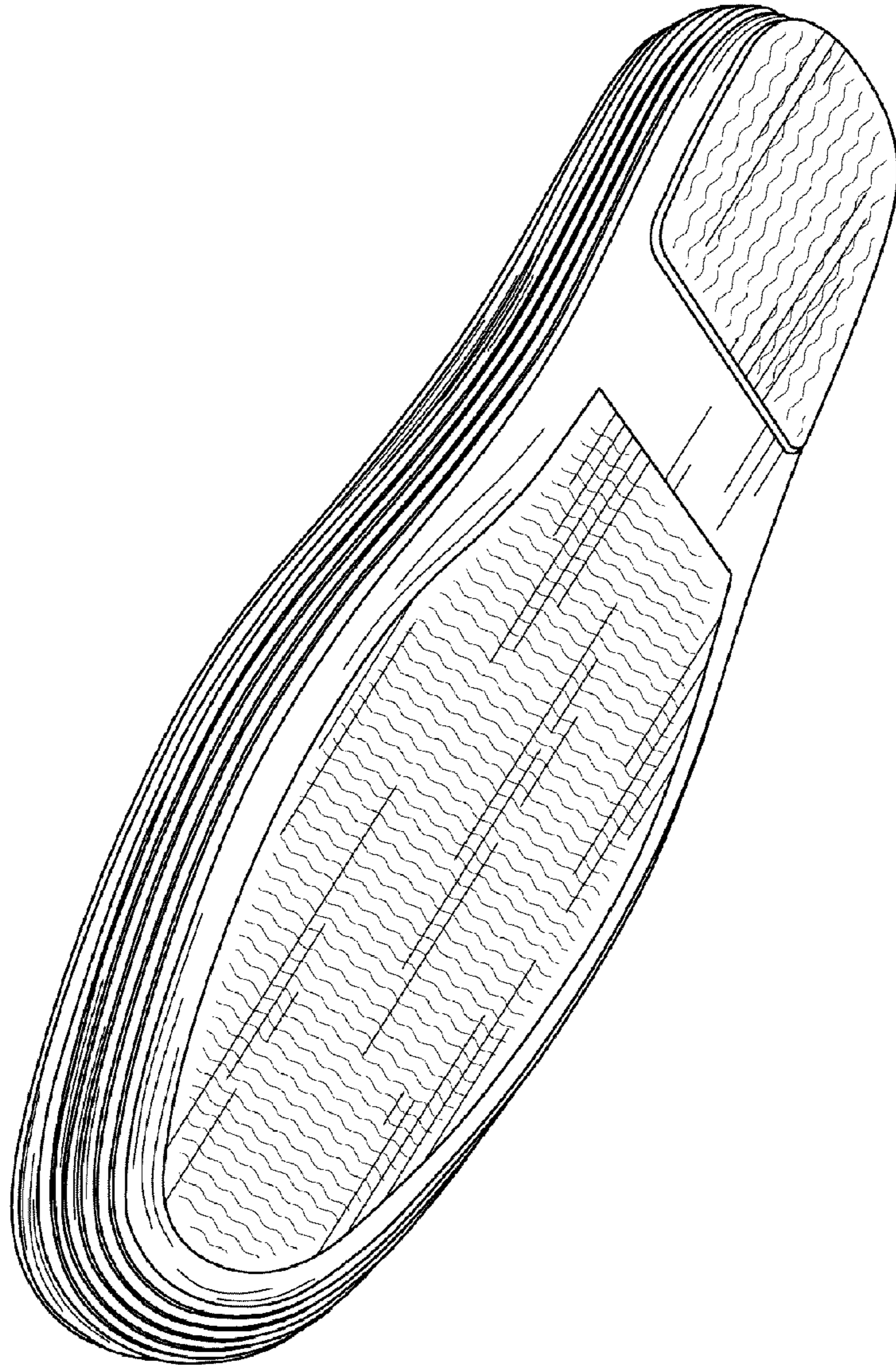


FIG. 7