



US00D636567S

(12) **United States Design Patent**  
**Raysse**

(10) **Patent No.:** **US D636,567 S**

(45) **Date of Patent:** **\*\* Apr. 26, 2011**

- (54) **PERIPHERY OF AN OUTSOLE**
- (75) Inventor: **David Raysse**, Los Angeles, CA (US)
- (73) Assignee: **SKECHERS U.S.A., Inc. II**, Manhattan Beach, CA (US)
- (\*\*) Term: **14 Years**
- (21) Appl. No.: **29/382,866**
- (22) Filed: **Jan. 8, 2011**
- (51) **LOC (9) Cl.** ..... **02-99**
- (52) **U.S. Cl.** ..... **D2/946; D2/977**
- (58) **Field of Classification Search** ..... D2/896,  
D2/902, 906-908, 943, 944, 946, 947, 977;  
36/45-49, 50.1, 77 M, 77 R, 83, 88, 113,  
36/114, 126-131, 25 R-25 A  
See application file for complete search history.

D518,285 S *	4/2006	Schoenborn et al.	.....	D2/977
D520,732 S	5/2006	Mitani et al.		
D522,229 S	6/2006	Kubo et al.		
D528,776 S *	9/2006	Hui	.....	D2/977
D540,014 S *	4/2007	Turner et al.	.....	D2/957
D541,018 S	4/2007	McClaskie		
D544,687 S	6/2007	Caine		
D547,033 S *	7/2007	Canavan	.....	D2/946
D553,345 S	10/2007	Rasmussen		
D553,838 S	10/2007	Belley et al.		
D553,846 S *	10/2007	Kayano et al.	.....	D2/977
D557,481 S	12/2007	Hui		
D559,511 S	1/2008	Wu		
D577,893 S	10/2008	St-Louis et al.		
D580,152 S	11/2008	Duffy		
D583,546 S	12/2008	Henderson		
D593,306 S	6/2009	St-Louis et al.		
D594,202 S	6/2009	Sorofman		
D598,189 S	8/2009	Lamont		
D603,592 S	11/2009	McClaskie		

(Continued)

*Primary Examiner* — Dominic Simone

(74) *Attorney, Agent, or Firm* — Marshall A. Lerner; Marvin H. Kleinberg; Kleinberg & Lerner, LLP

(56) **References Cited**

U.S. PATENT DOCUMENTS

D321,585 S	11/1991	Rogers		
D324,131 S *	2/1992	Lucas	.....	D2/977
D324,762 S *	3/1992	Hatfield	.....	D2/977
D326,762 S	6/1992	Kiyosawa		
D333,550 S	3/1993	Marziali et al.		
D336,771 S	6/1993	Hatfield et al.		
D374,337 S	10/1996	Murai et al.		
D385,691 S	11/1997	Egelja		
D412,236 S	7/1999	von Conta		
D427,759 S	7/2000	Hlavacs		
D429,876 S	8/2000	Vestuti		
D450,917 S	11/2001	Fogg		
D458,742 S	6/2002	Crary et al.		
D463,097 S	9/2002	Matis et al.		
D465,905 S	11/2002	Meza et al.		
D466,277 S	12/2002	Smith, III		
D466,278 S	12/2002	Smith, III		
D487,336 S	3/2004	Matis		
D489,520 S	5/2004	Matis et al.		
D515,286 S	2/2006	Dabah		

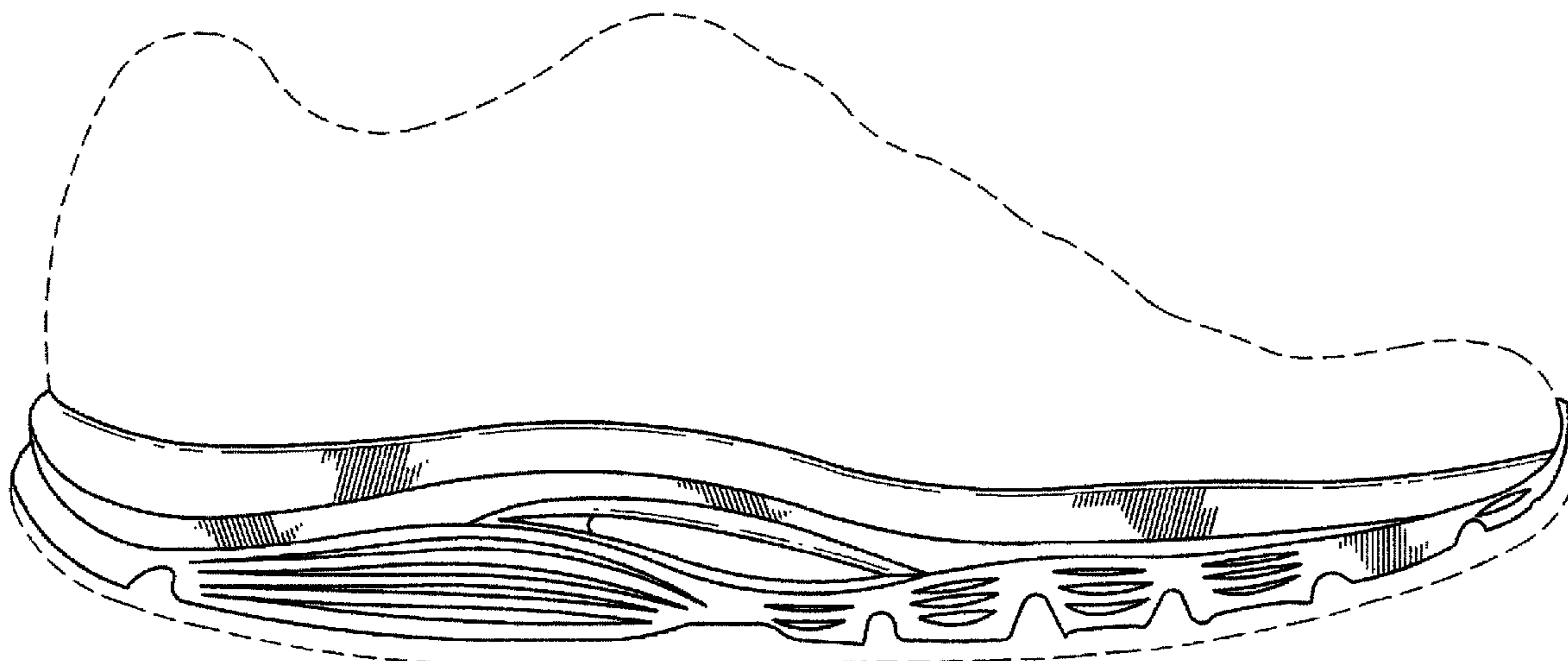
(57) **CLAIM**

The ornamental design for a periphery of an outsole, as shown and described.

**DESCRIPTION**

FIG. 1 is a perspective view of a periphery of an outsole in accordance with my new design.  
 FIG. 2 is a left side view thereof;  
 FIG. 3 is a right side view thereof;  
 FIG. 4 is a top plan view thereof;  
 FIG. 5 is a bottom plan view thereof;  
 FIG. 6 is a rear elevation view thereof; and,  
 FIG. 7 is a front elevation view thereof.  
 Broken lines in the figures are for illustrative purposes only and form no part of the claimed invention.

**1 Claim, 6 Drawing Sheets**



# US D636,567 S

Page 2

---

U.S. PATENT DOCUMENTS			D626,731 S * 11/2010 Yi .....	D2/946
D617,983 S	6/2010	Raysse	D628,368 S	12/2010 Raysse
D625,505 S	10/2010	Teteriatnikov		
D626,316 S *	11/2010	Akhidime .....	D2/946	* cited by examiner

FIG. 1

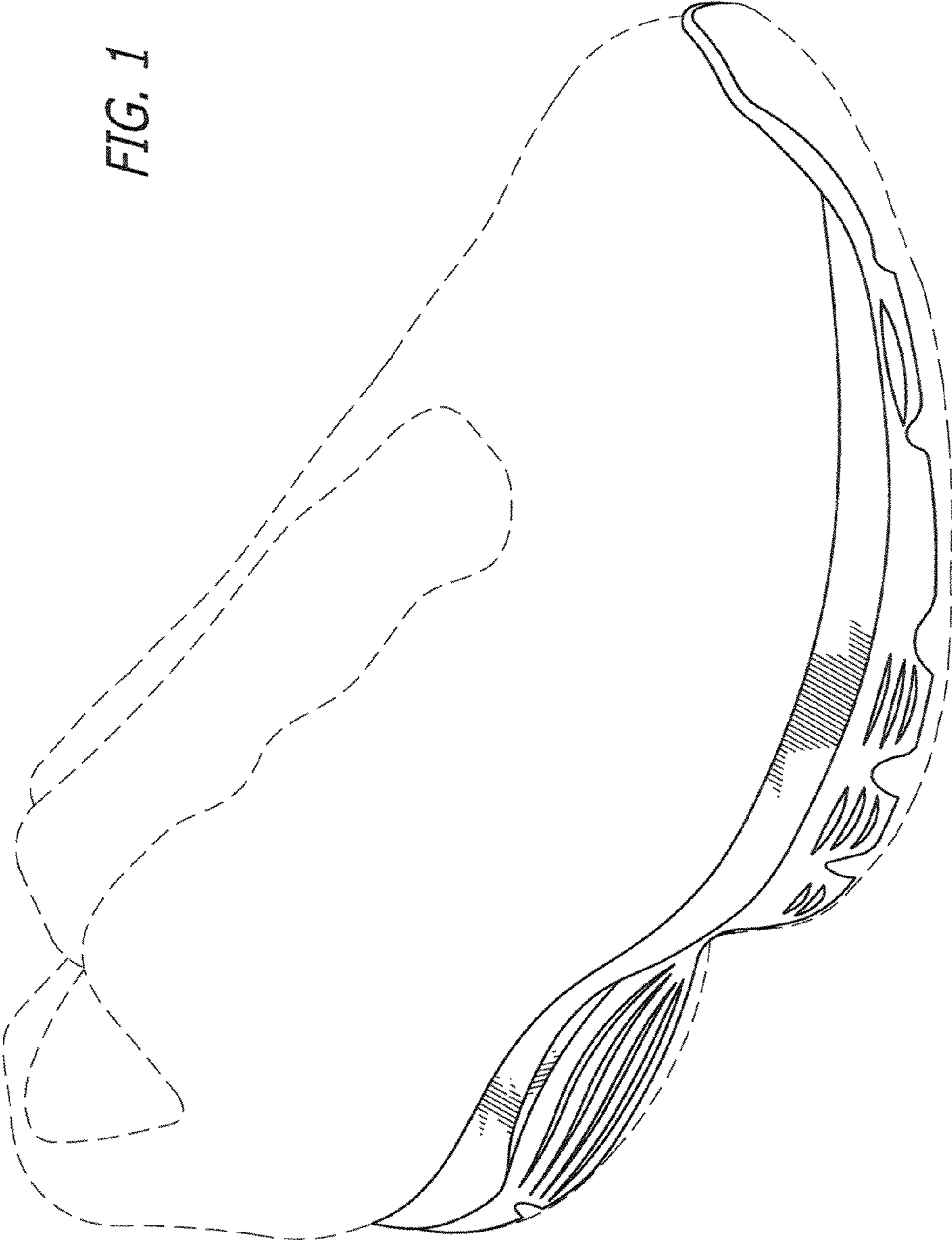
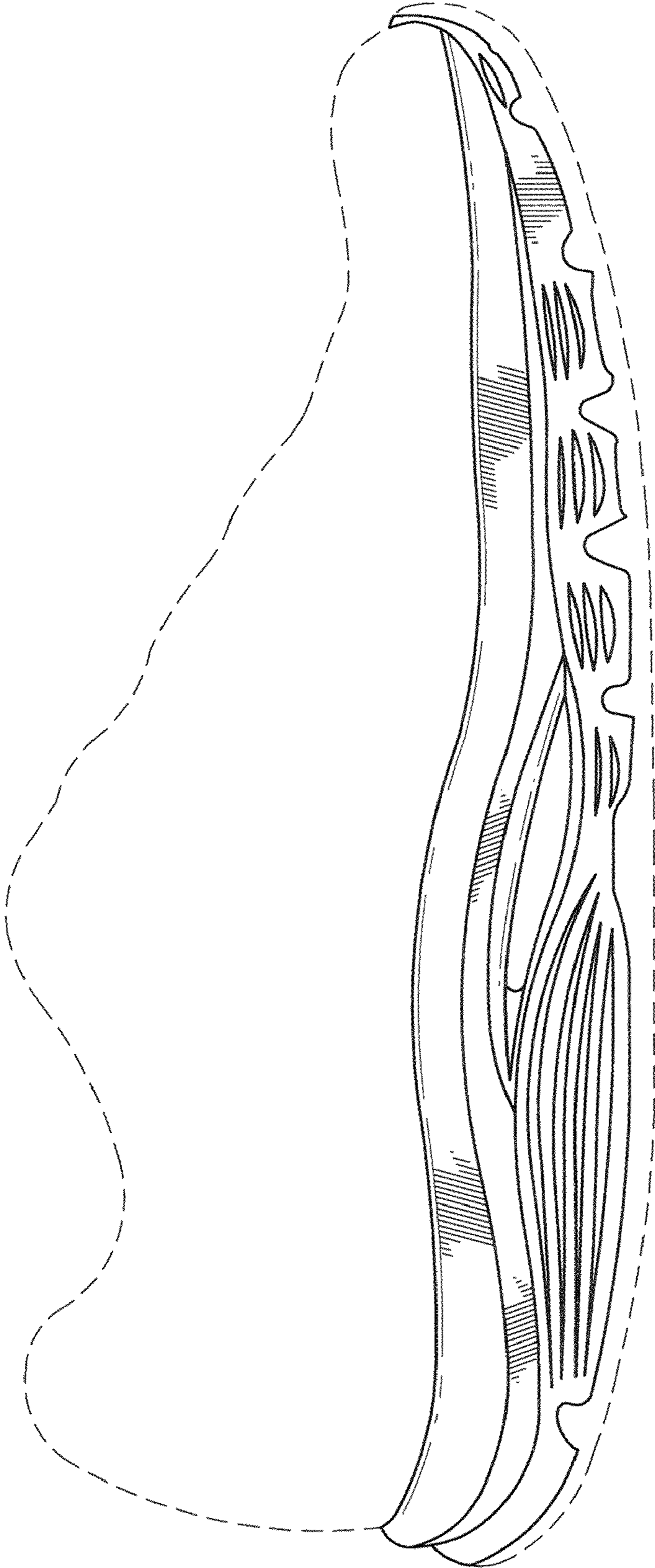


FIG. 2



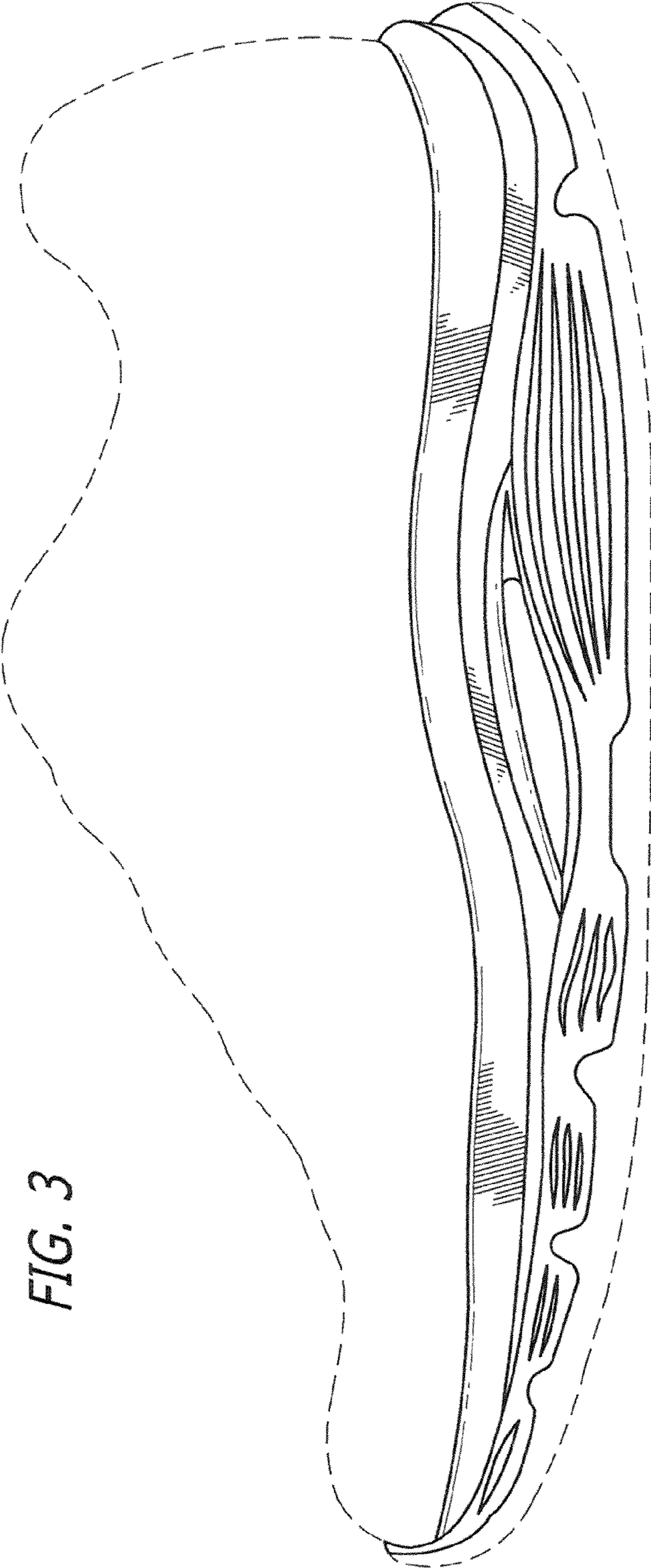


FIG. 3

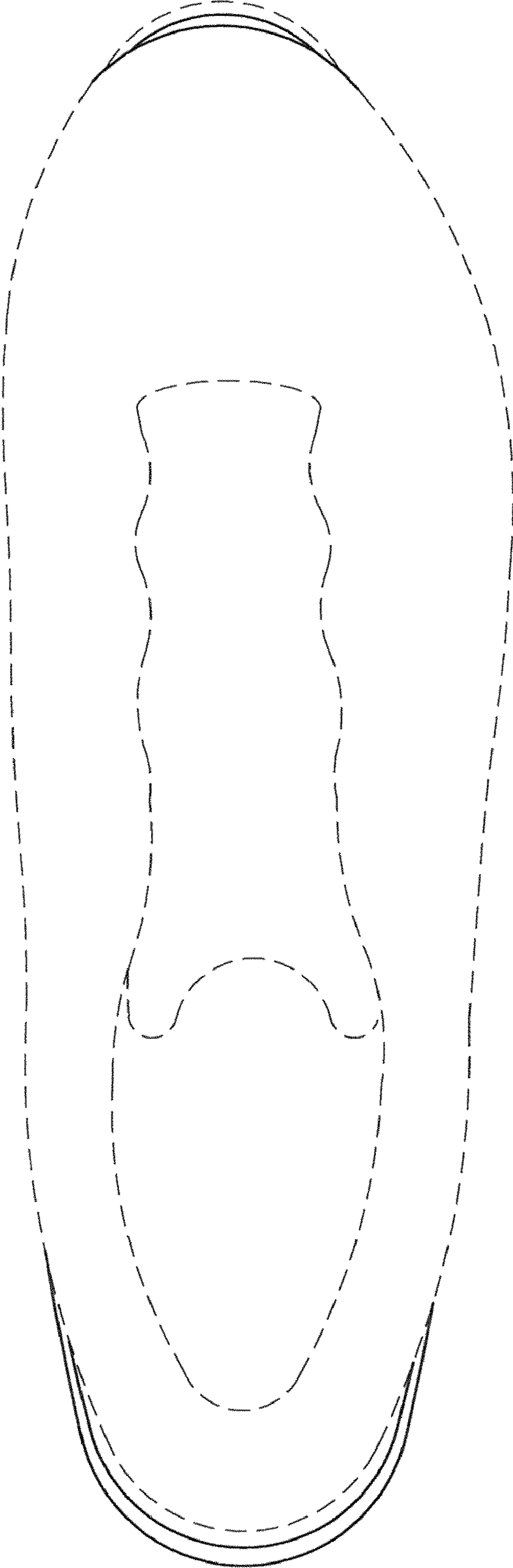
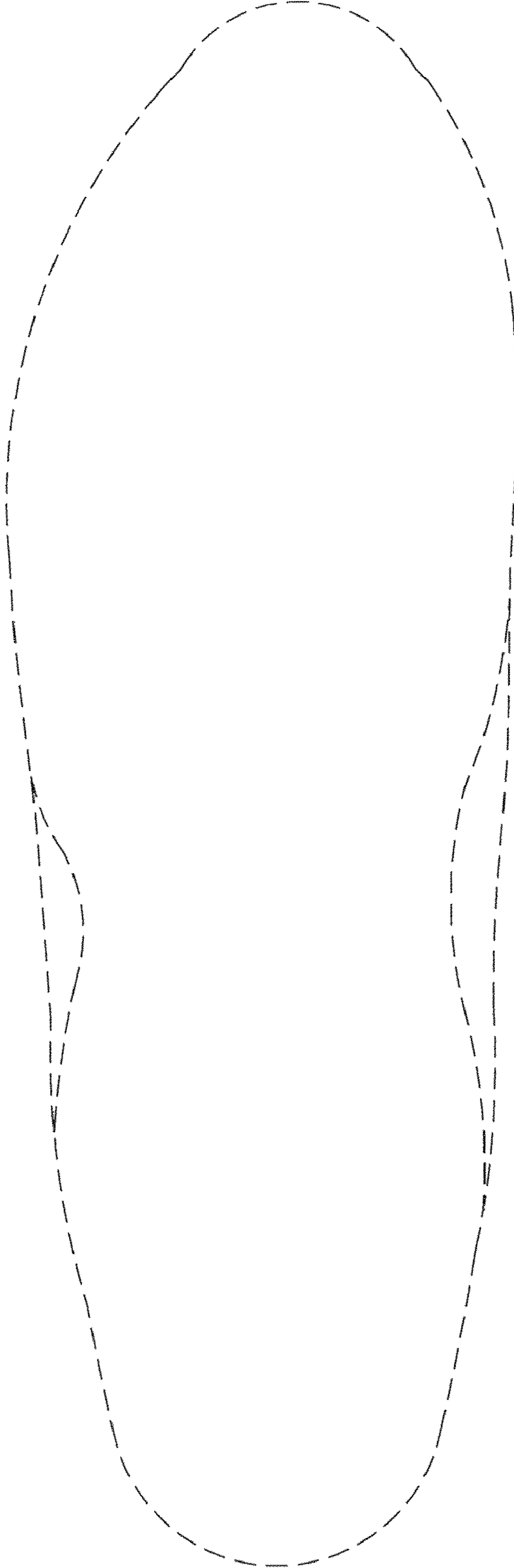


FIG. 4



*FIG. 5*

FIG. 7

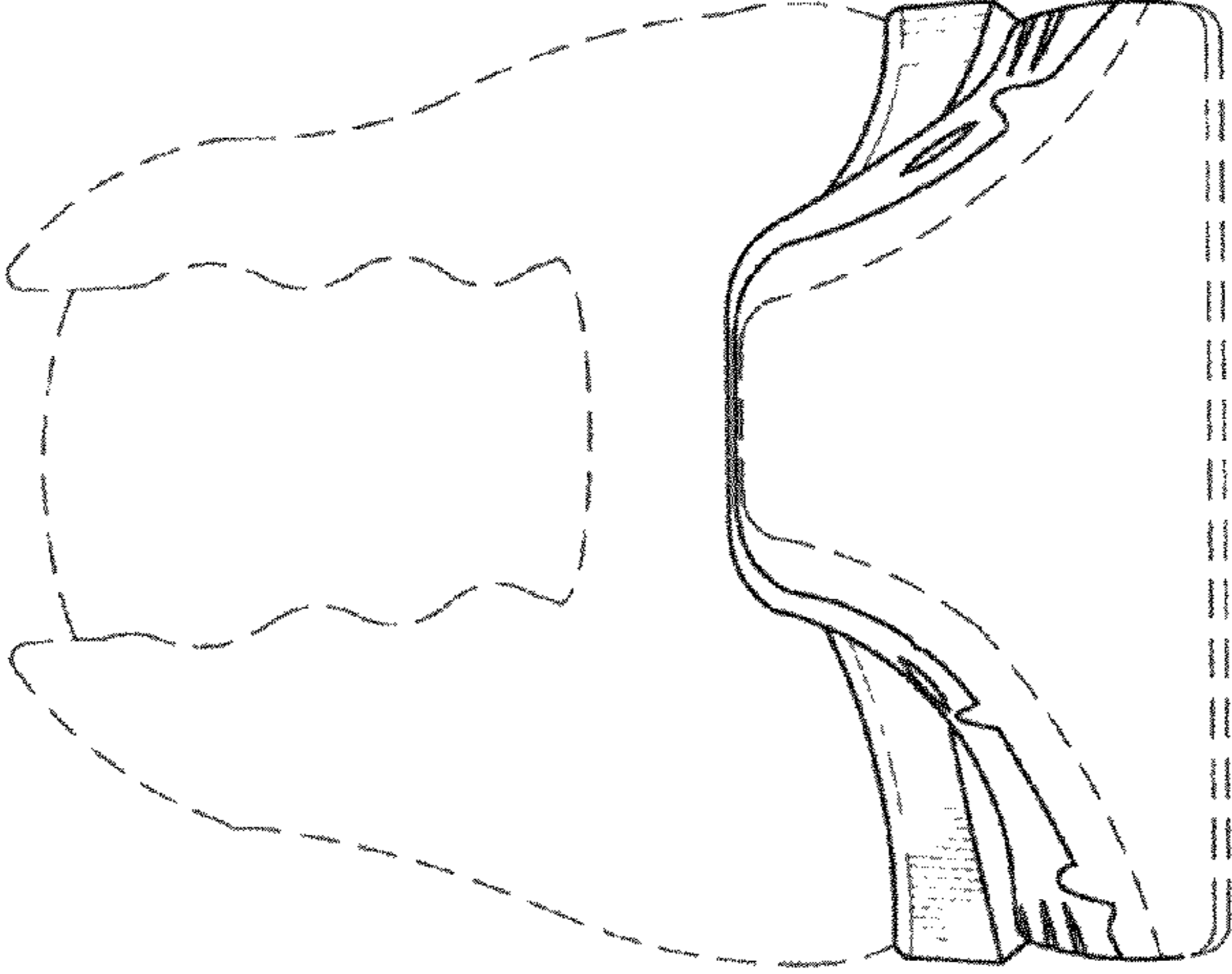


FIG. 6

