



US00D636562S

(12) **United States Design Patent**
Lam et al.

(10) **Patent No.:** **US D636,562 S**

(45) **Date of Patent:** **** Apr. 26, 2011**

(54) **HAT**

(76) Inventors: **Sam Lam**, Los Angeles, CA (US); **Vicky Hoang**, Los Angeles, CA (US)

(**) Term: **14 Years**

(21) Appl. No.: **29/378,392**

(22) Filed: **Nov. 3, 2010**

(51) **LOC (9) Cl.** **02-03**

(52) **U.S. Cl.** **D2/882**

(58) **Field of Classification Search** D2/865,
D2/866, 878, 879, 880, 881, 882, 884, 886,
D2/888, 893; D29/102, 104, 105, 106, 122;
2/171, 171.5, 174, 175.1, 195.1, 195.2, 209.11,
2/209.12, 209.13, 209.3

See application file for complete search history.

(56) **References Cited**

U.S. PATENT DOCUMENTS

2,869,137	A *	1/1959	Scherz	2/195.4
4,630,317	A *	12/1986	Brown et al.	2/12
5,966,742	A *	10/1999	Cunliffe	2/195.3
5,983,398	A *	11/1999	Kronenberger	2/181
6,016,572	A *	1/2000	Park	2/195.2
D444,292	S *	7/2001	Wang	D2/882
6,920,644	B1 *	7/2005	Higgs	2/195.3
7,020,900	B2 *	4/2006	Ngan	2/181
7,159,247	B2 *	1/2007	Kim	2/181

D537,239	S *	2/2007	Puett, III	D2/882
D592,834	S *	5/2009	Keiser	D2/884
D614,380	S *	4/2010	Lam et al.	D2/882
D629,183	S *	12/2010	Adams et al.	D2/882
2002/0095715	A1 *	7/2002	Hong	2/209.11
2004/0003450	A1 *	1/2004	Wang	2/181
2007/0113319	A1 *	5/2007	Brinn et al.	2/174

* cited by examiner

Primary Examiner — Karen E Eldridge Powers

(74) *Attorney, Agent, or Firm* — Kelly, Lowry & Kelley, LLP

(57) **CLAIM**

The ornamental design for a hat, as shown and described.

DESCRIPTION

FIG. 1 is a front, top and right-side perspective view of a hat embodying my design;

FIG. 2 is a front elevational view thereof;

FIG. 3 is a rear elevational view thereof;

FIG. 4 is a left-side elevational view thereof, the right-side elevational view being a mirror image;

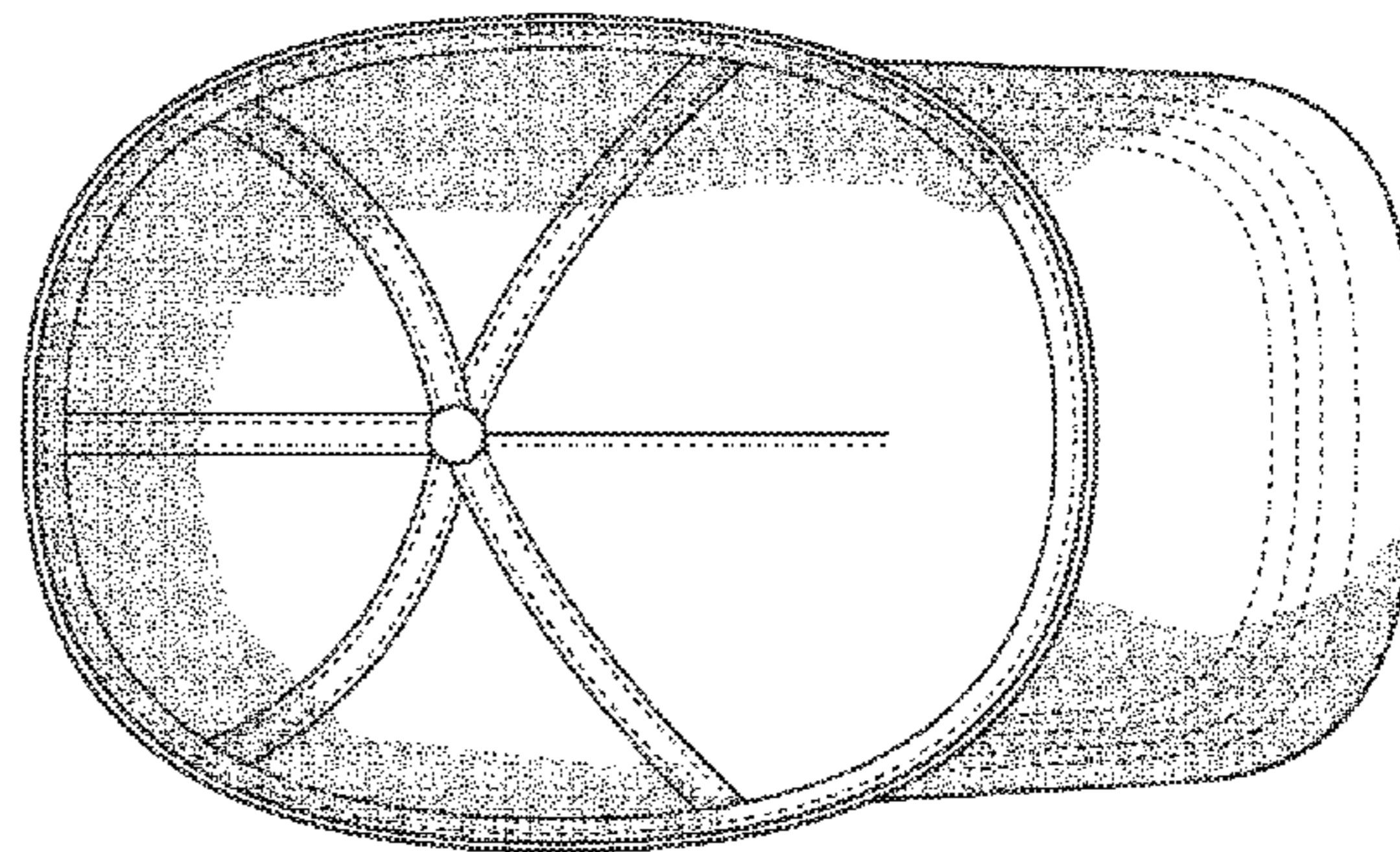

FIG. 5 is a top plan view thereof; and,

FIG. 6 is a bottom plan view thereof.

The stippled pattern shown intermittently on the surfaces of the claimed design represents the texture of fabric and is understood to be applied to the entire surface upon which the stippling occurs.

The broken lines shown in the drawings are stitch lines and form a part of the claimed design.

1 Claim, 2 Drawing Sheets



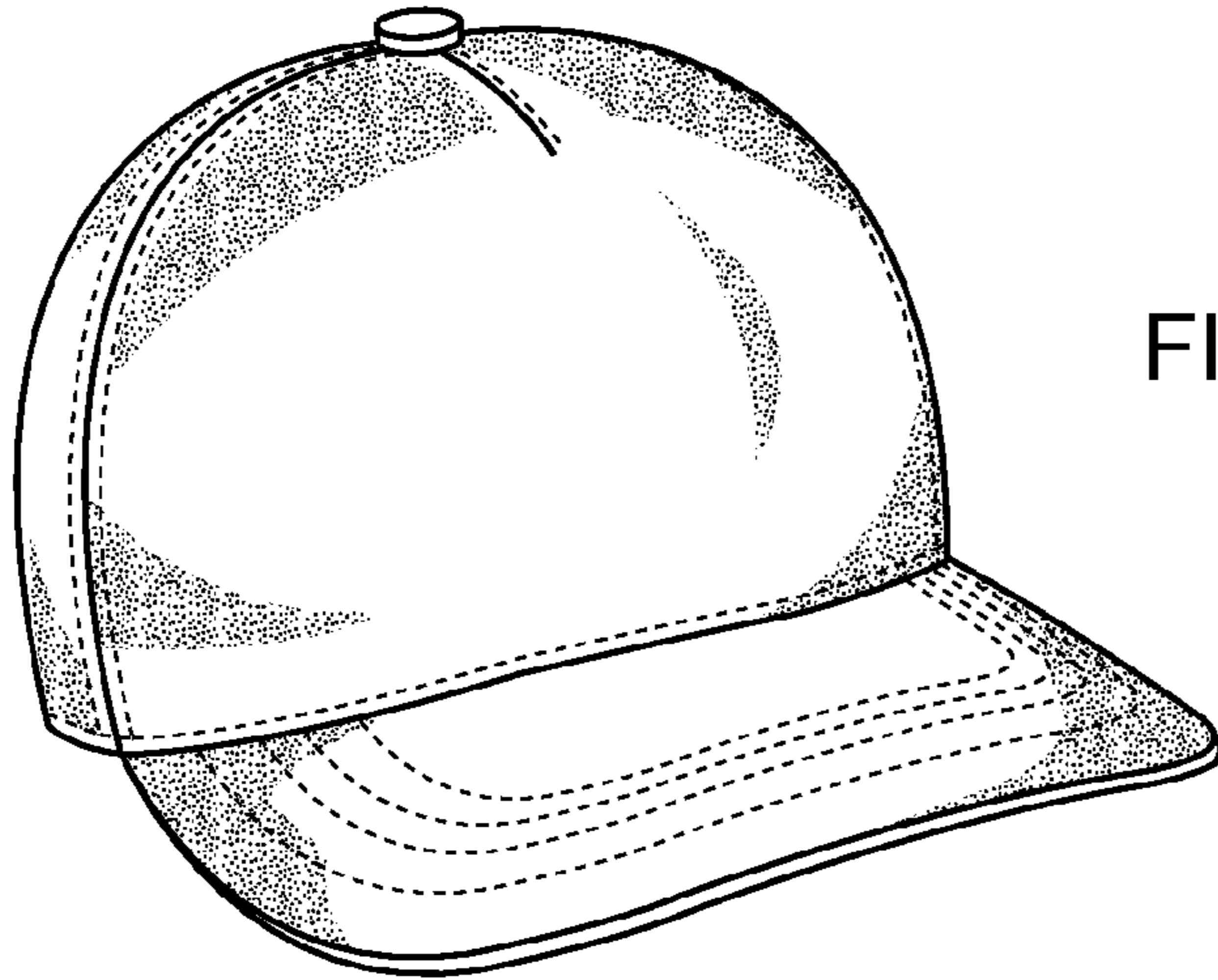


FIG. 1

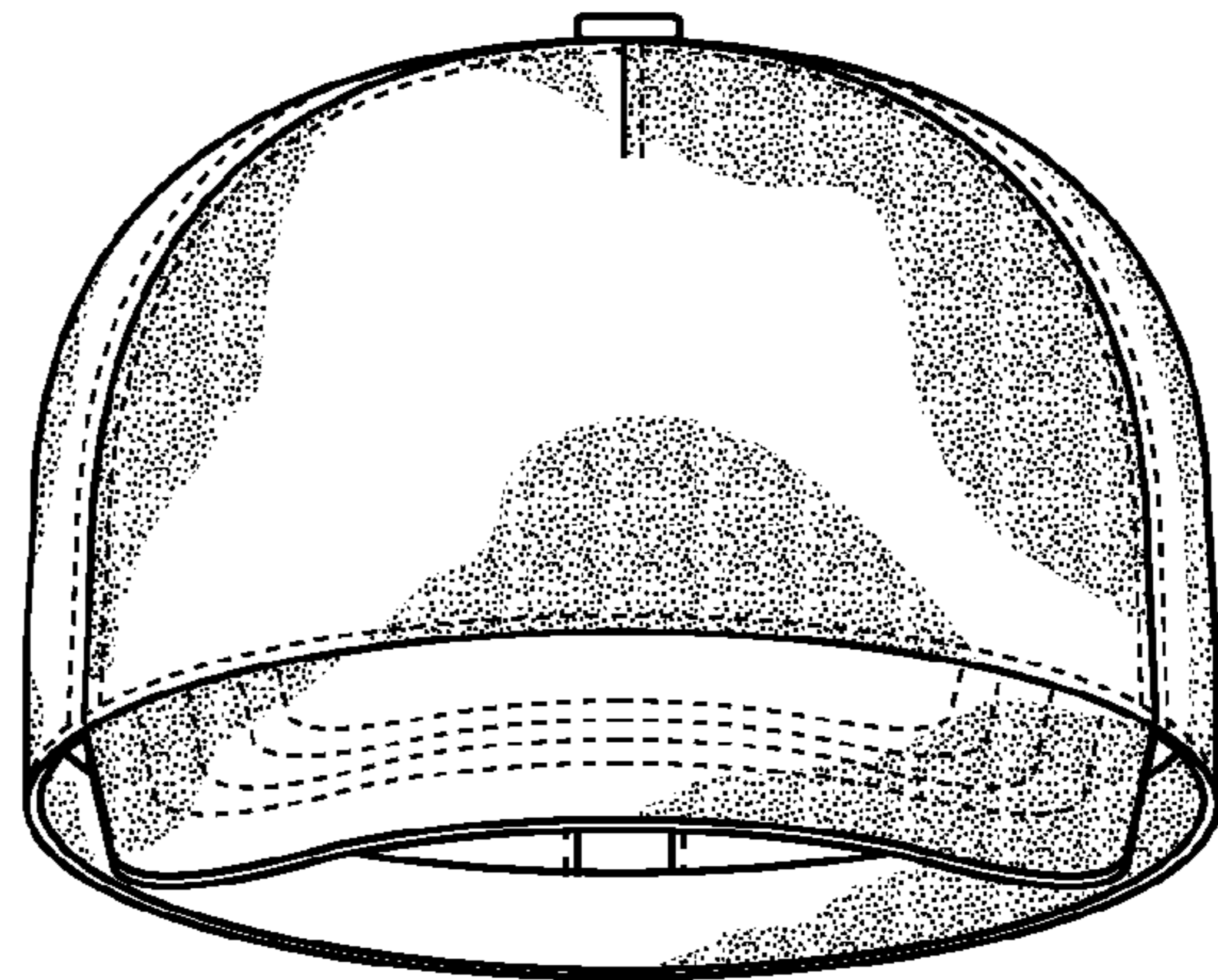


FIG. 2

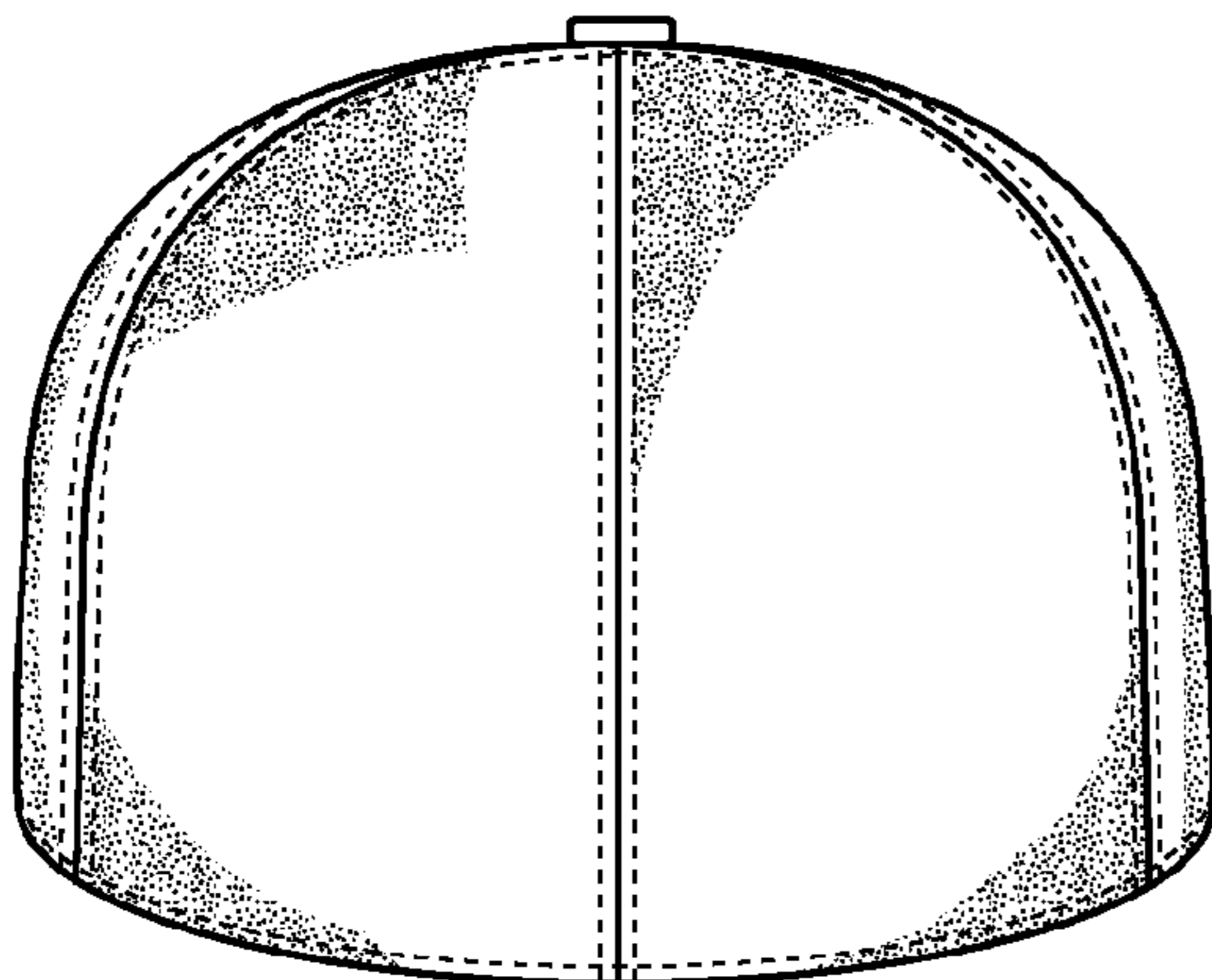


FIG. 3

FIG. 4

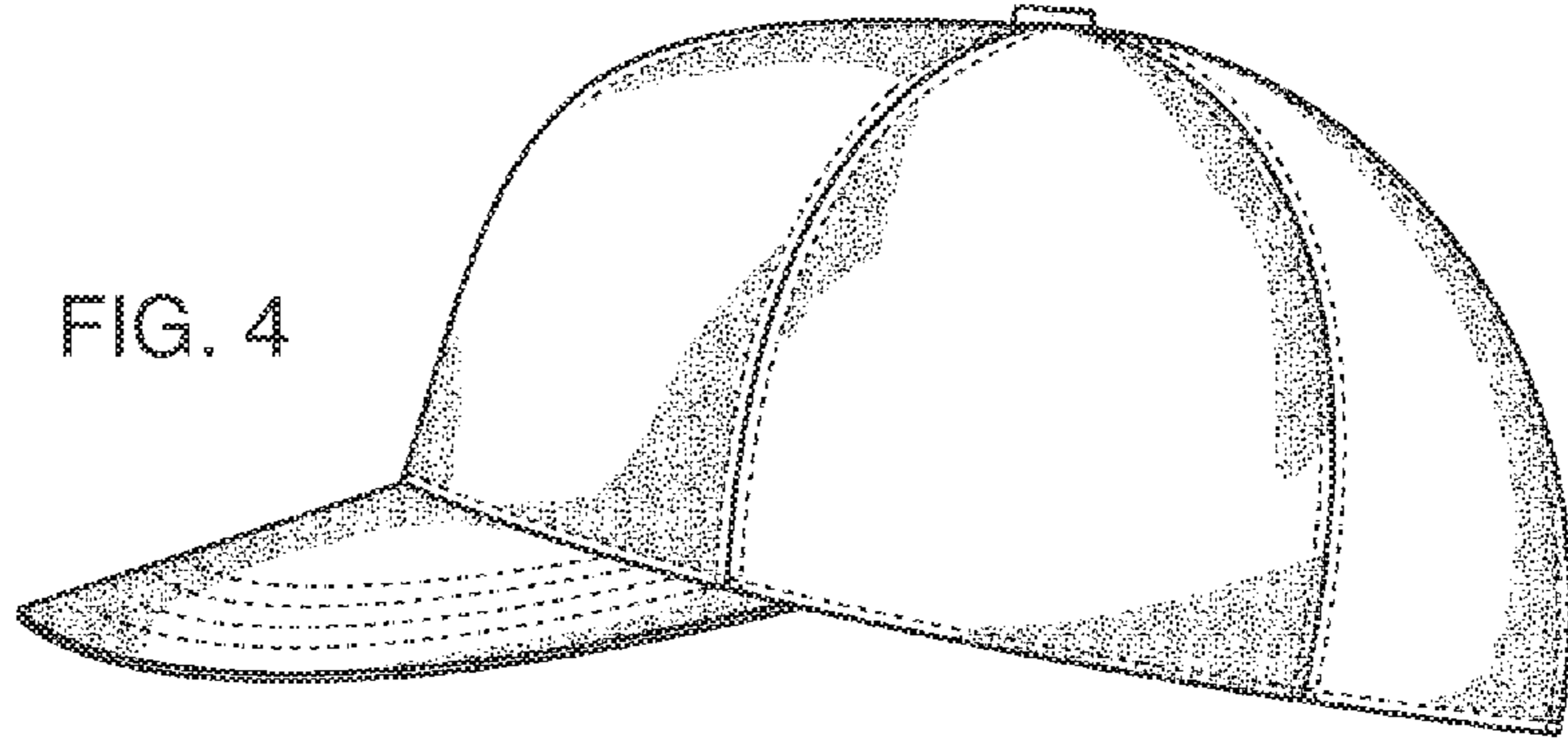


FIG. 5

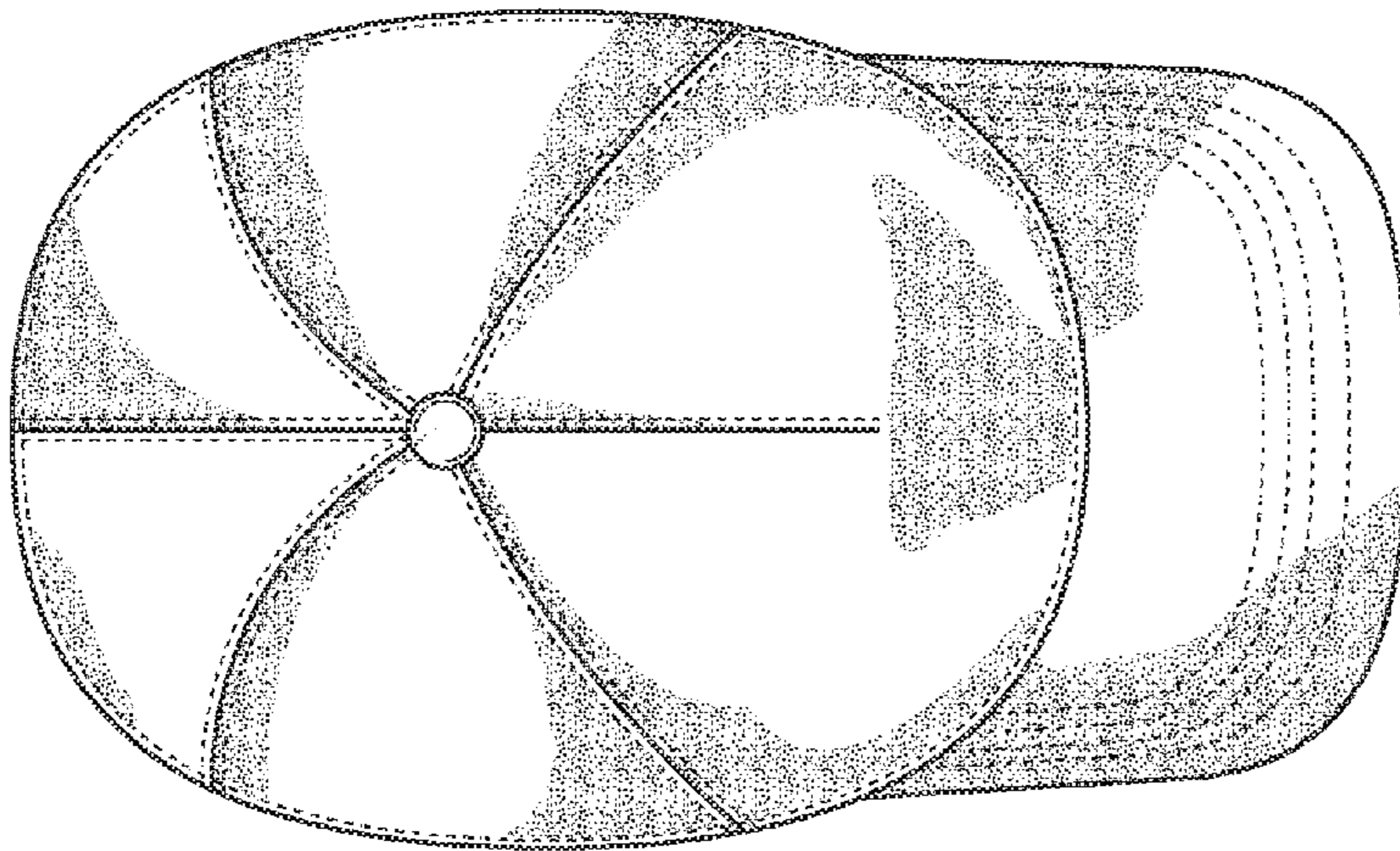


FIG. 6

