



US00D636550S

(12) **United States Design Patent**
Molayem

(10) **Patent No.:** **US D636,550 S**
(45) **Date of Patent:** **** Apr. 19, 2011**

(54) **MOBILE KITCHEN CART**

(75) Inventor: **Daryoosh Molayem**, Beverly Hills, CA
(US)

(73) Assignee: **Tabletops Unlimited, Inc.**, Carson, CA
(US)

(**) Term: **14 Years**

(21) Appl. No.: **29/365,989**

(22) Filed: **Jul. 16, 2010**

(51) **LOC (9) Cl.** **12-02**

(52) **U.S. Cl.** **D34/21; D34/17**

(58) **Field of Classification Search** D34/12-27;
280/47.35, 79.3, 47.34, 651, 79.11; 108/59,
108/50.11, 50.18; 211/187

See application file for complete search history.

(56) **References Cited**

U.S. PATENT DOCUMENTS

D194,382	S	*	1/1963	Wurman	D34/22
3,330,576	A	*	7/1967	Willis	280/79.3
D209,490	S	*	12/1967	Baxter	D34/21
4,595,107	A	*	6/1986	Welsch	211/187
D301,790	S	*	6/1989	Ivano	D34/21
D311,802	S	*	10/1990	Getto	D34/21
D354,382	S	*	1/1995	Mogensen	D34/21

D429,865	S	*	8/2000	Bartz et al.	D34/17
D542,997	S	*	5/2007	Coderre	D34/17
D554,323	S	*	10/2007	Roth	D34/12
D577,172	S	*	9/2008	Coderre	D34/12
D608,970	S	*	1/2010	Cordeiro	D34/16
D618,419	S	*	6/2010	Catron et al.	D34/12

* cited by examiner

Primary Examiner — Cynthia E Ramirez

(74) *Attorney, Agent, or Firm* — Blakely, Sokoloff, Taylor & Zafman, LLP

(57) **CLAIM**

The ornamental design for a mobile kitchen cart, as shown and described.

DESCRIPTION

FIG. 1 shows an elevational perspective view of the mobile kitchen cart.

FIG. 2 is a front view of the mobile kitchen cart.

FIG. 3 is a rear view of the mobile kitchen cart.

FIG. 4 is a left side view of the mobile kitchen cart.

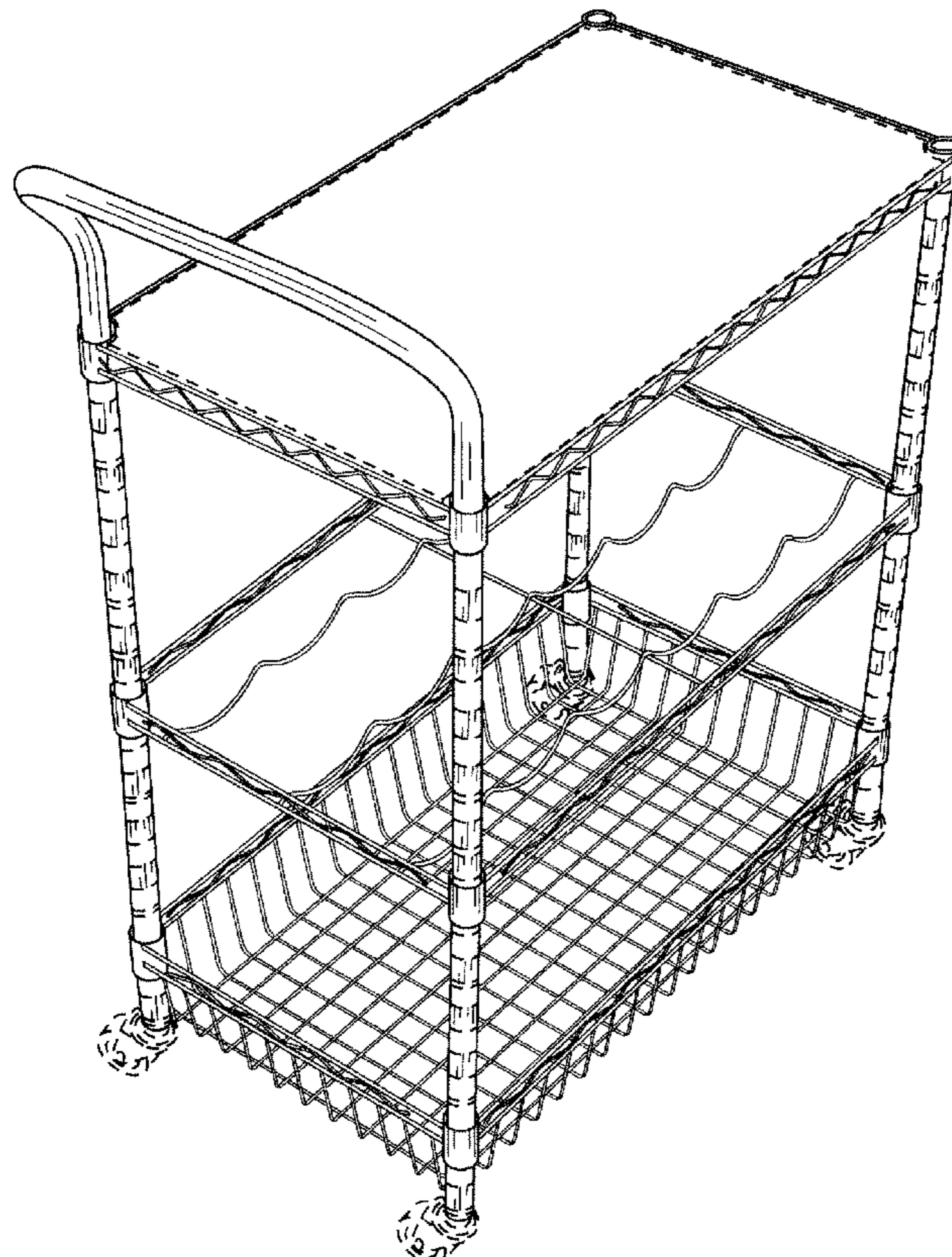
FIG. 5 is a right side view of the mobile kitchen cart.

FIG. 6 is a top view of the mobile kitchen cart; and,

FIG. 7 is a bottom view of the mobile kitchen cart.

The broken line showing of the casters and line on the side bars is included for the purpose of illustrating environment and forms no part of the claimed design.

1 Claim, 7 Drawing Sheets



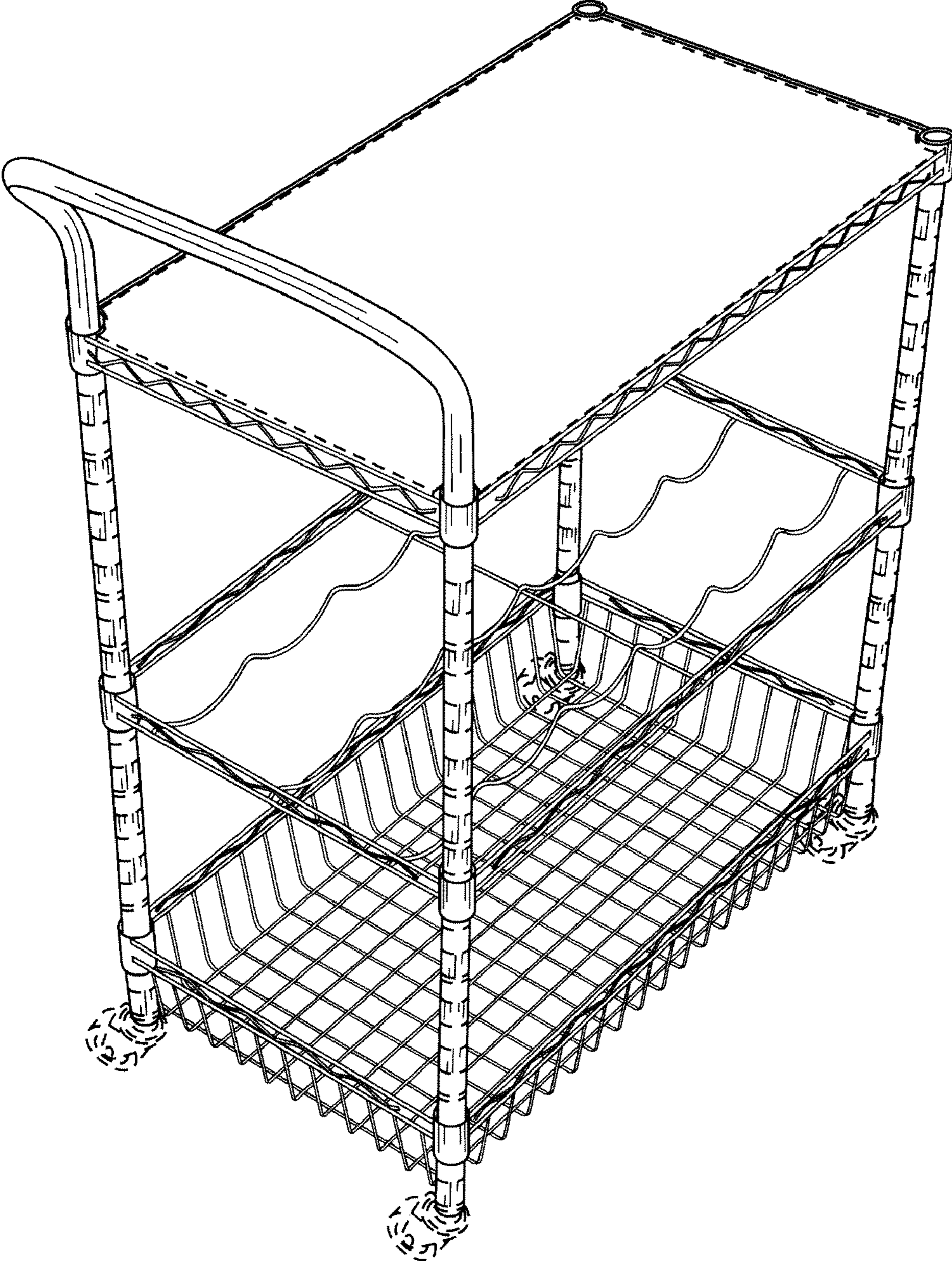


FIG. 1

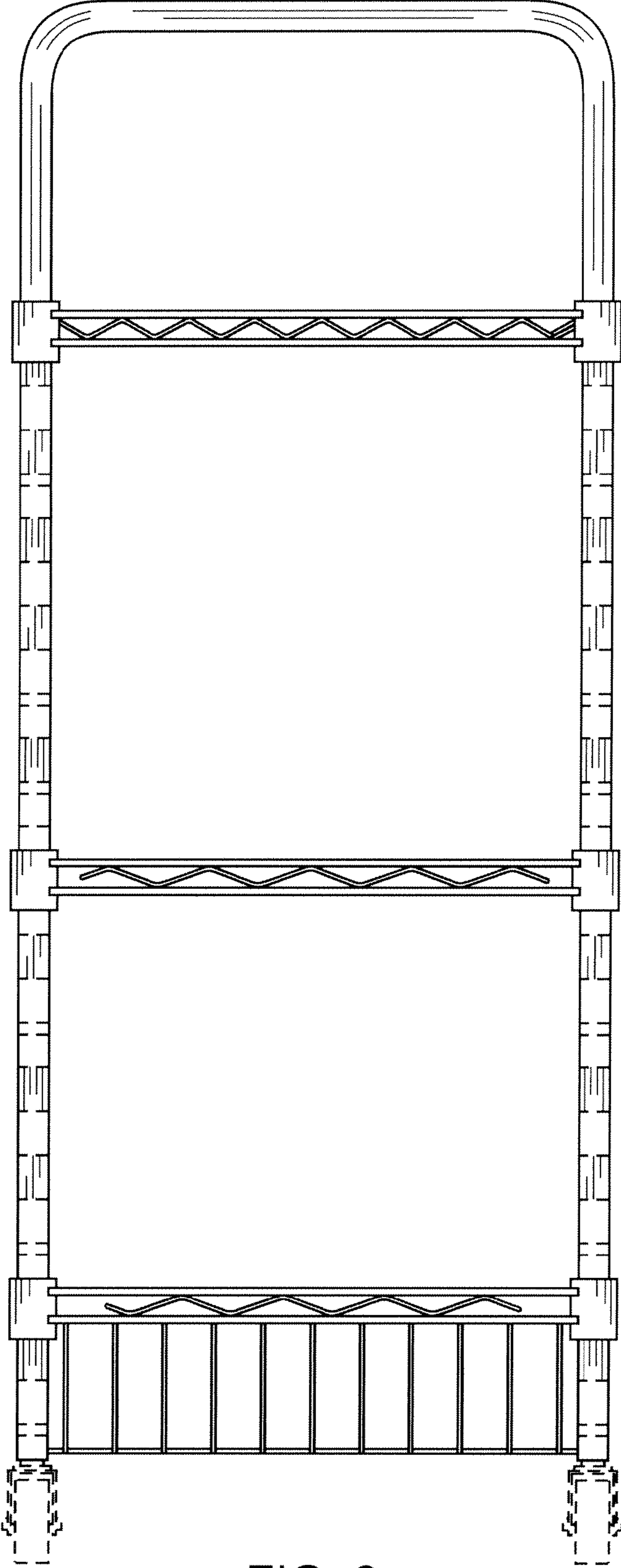


FIG. 2

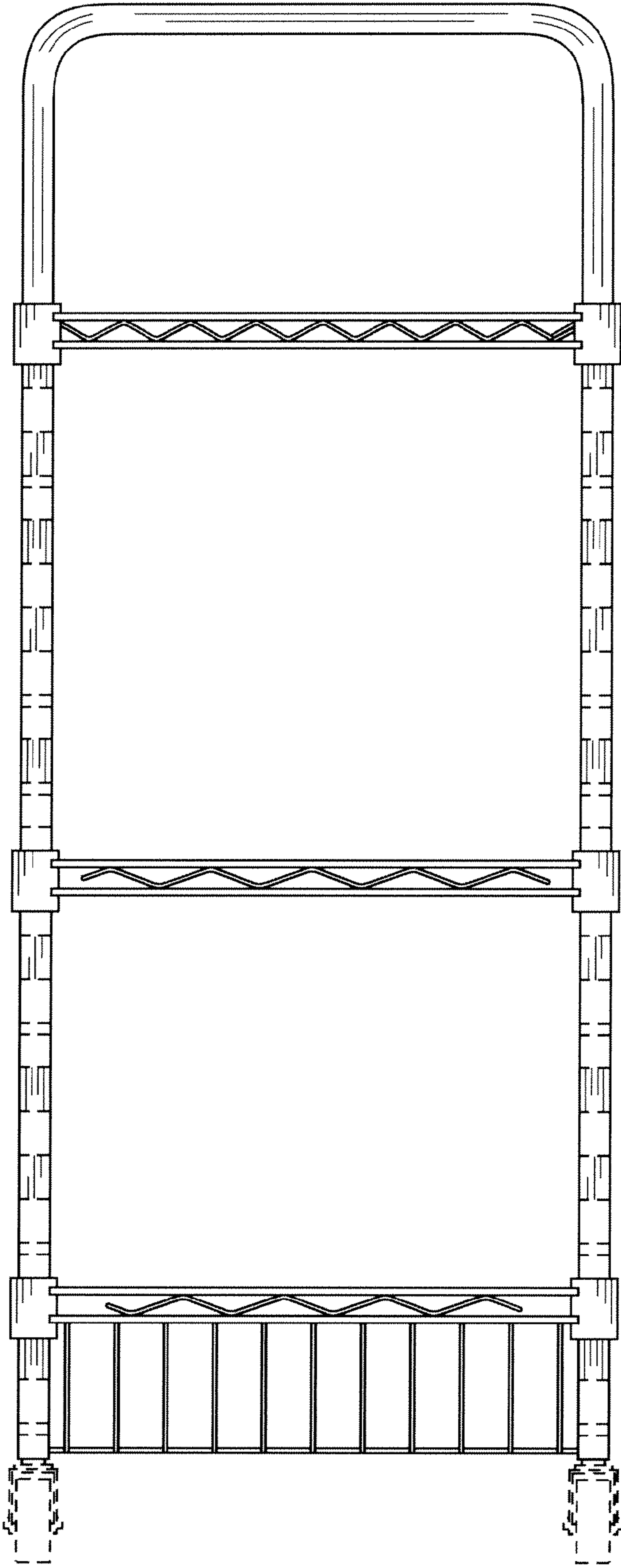


FIG. 3




FIG. 4




FIG. 5




FIG. 6




FIG. 7