



US00D636544S

(12) **United States Design Patent**
Spurgeon

(10) **Patent No.:** **US D636,544 S**

(45) **Date of Patent:** **** Apr. 19, 2011**

(54) **STOCKING SHAPE ABSORBENT PAD**

(76) **Inventor:** **Donna Spurgeon, Ojai, CA (US)**

(**) **Term:** **14 Years**

(21) **Appl. No.:** **29/349,348**

(22) **Filed:** **Mar. 24, 2010**

(51) **LOC (9) Cl.** **30-99**

(52) **U.S. Cl.** **D30/161; D11/126**

(58) **Field of Classification Search** **D30/161;**
D11/81-83, 126, 133-134, 136, 157-158,
D11/160; D6/612-615, 617, 597-598, 609,
D6/608; D29/119; D19/6-7, 9; 119/161,
119/163-170

See application file for complete search history.

(56) **References Cited**

U.S. PATENT DOCUMENTS

D194,002 S * 11/1962 Pincus D11/126
5,178,426 A * 1/1993 David et al. 119/161
D417,998 S * 12/1999 Kology et al. D6/608

D462,148 S * 8/2002 Freedman D11/126
D468,574 S * 1/2003 Moore D6/613
D612,555 S * 3/2010 Kim D30/161
D616,021 S * 5/2010 Halbur D19/9

* cited by examiner

Primary Examiner — Cathy Anne MacCormac

(74) *Attorney, Agent, or Firm* — Henry Bissell, IV

(57) **CLAIM**

The ornamental design for a stocking shape absorbent pad, as shown and described.

DESCRIPTION

FIG. 1 is a perspective view of a stocking shape absorbent pad in accordance with my new design;

FIG. 2 is a top plan view thereof;

FIG. 3 is a right side elevational view thereof;

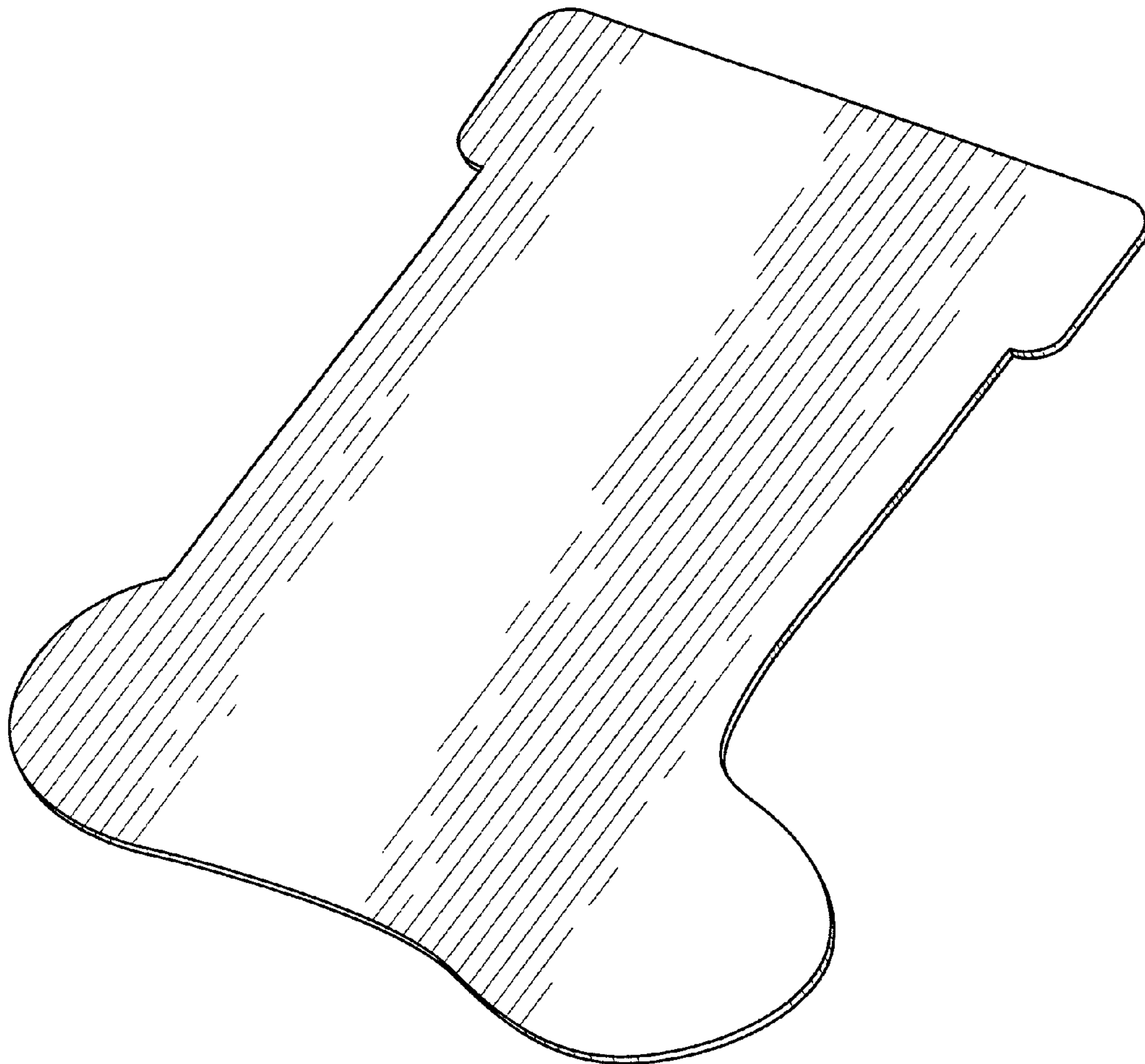
FIG. 4 is a left side elevational view thereof;

FIG. 5 is a bottom plan view thereof;

FIG. 6 is a rear elevational view thereof; and,

FIG. 7 is a front elevational view thereof.

1 Claim, 3 Drawing Sheets



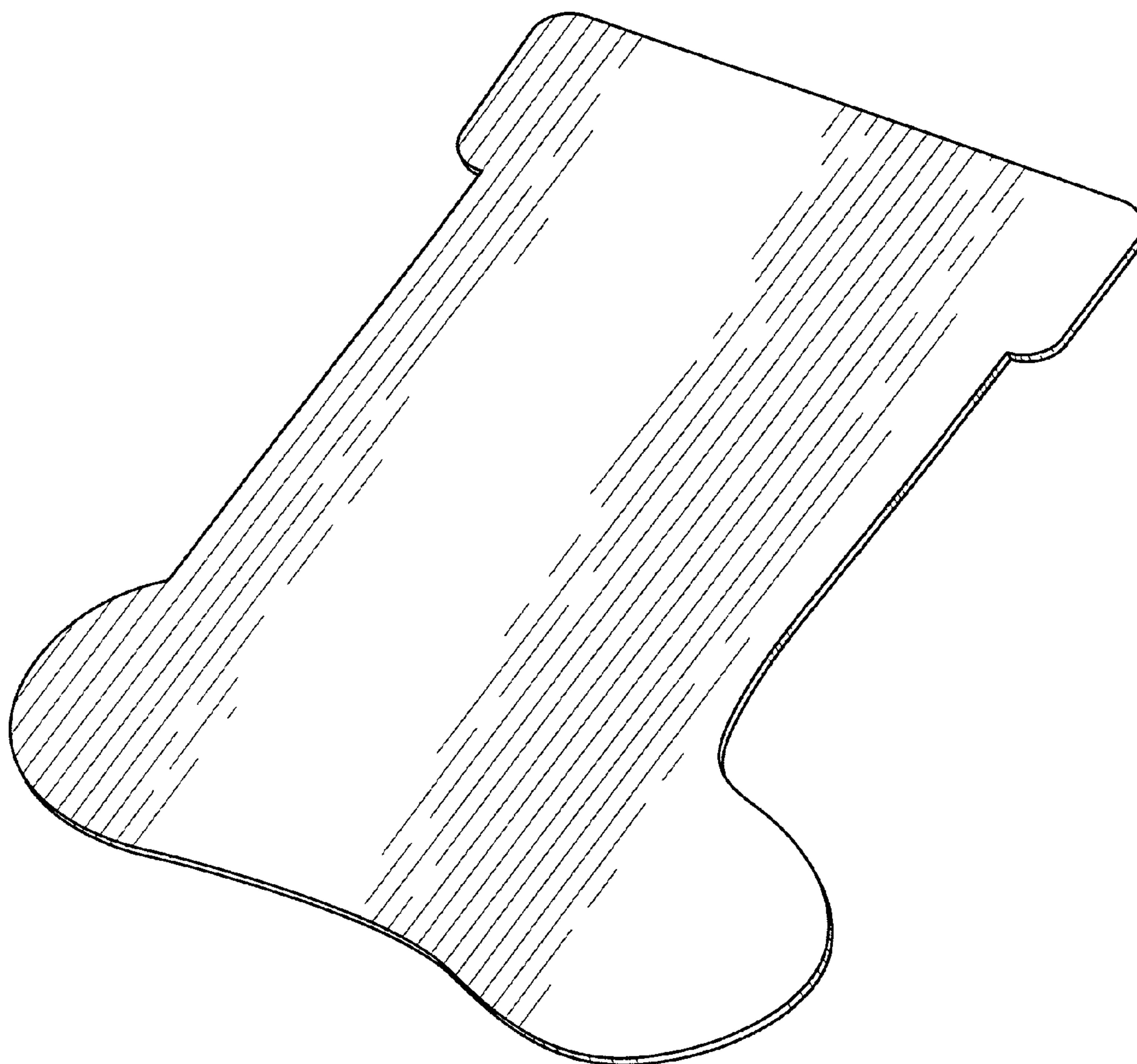


FIG. 1

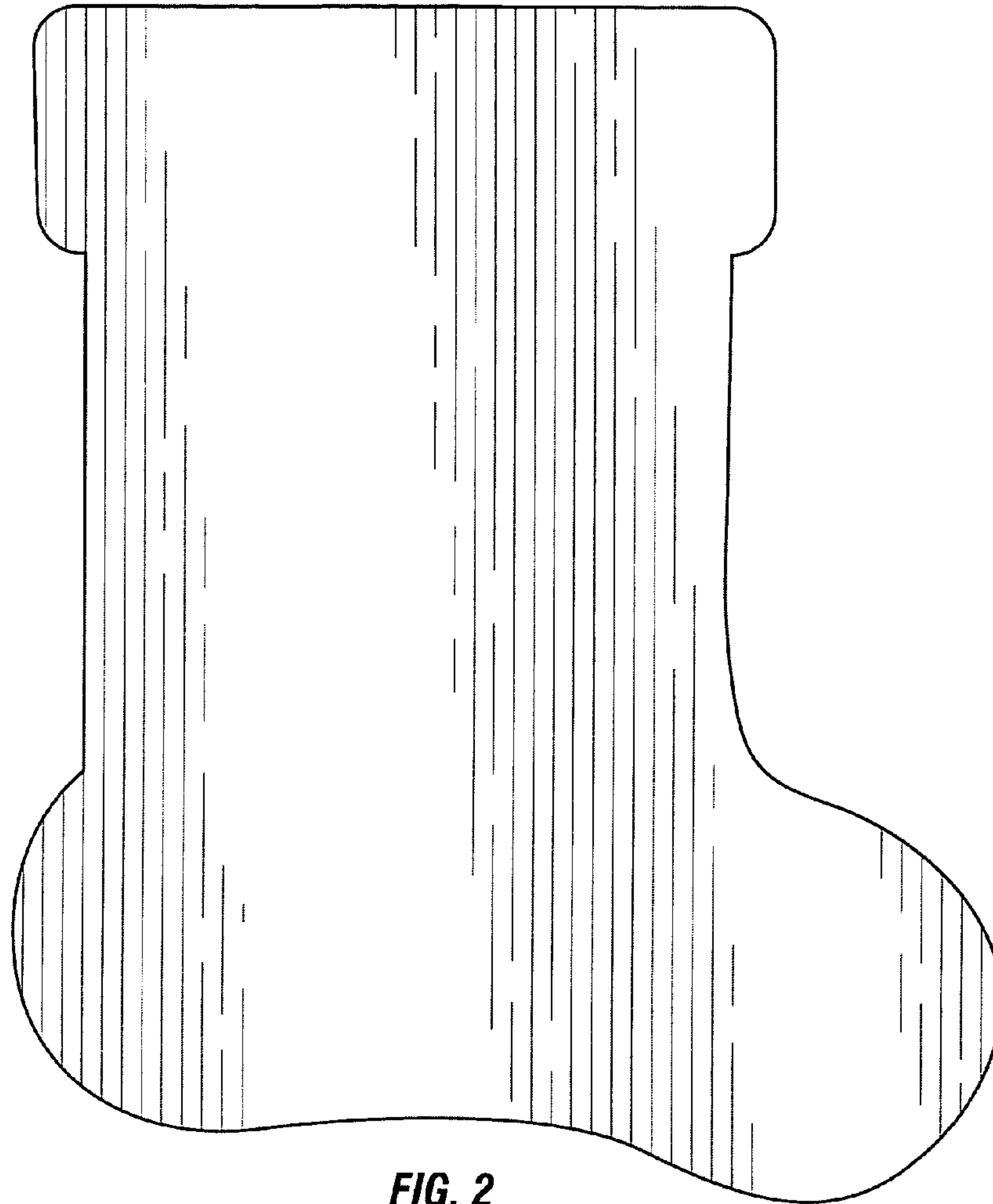


FIG. 2



FIG. 3



FIG. 4

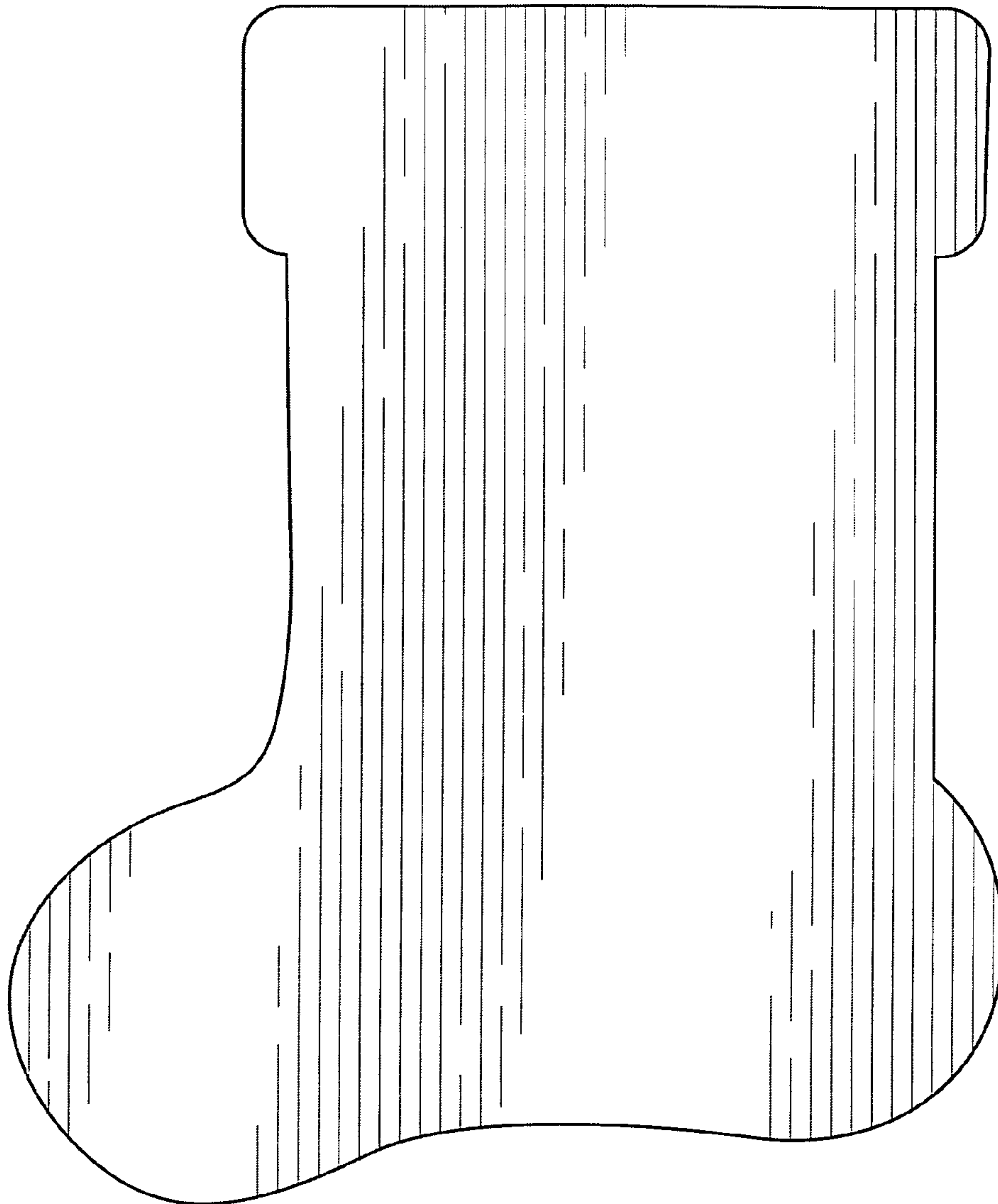


FIG. 5



FIG. 6



FIG. 7