



US00D636537S

(12) **United States Design Patent**
Ladua

(10) **Patent No.:** **US D636,537 S**

(45) **Date of Patent:** **** Apr. 19, 2011**

(54) **MASK**

(76) **Inventor:** **Lucille R. Ladua**, Boise, ID (US)

(**) **Term:** **14 Years**

(21) **Appl. No.:** **29/359,839**

(22) **Filed:** **Apr. 15, 2010**

(51) **LOC (9) Cl.** **29-02**

(52) **U.S. Cl.** **D29/108**

(58) **Field of Classification Search** D29/108-110,
D29/122; D24/110.1; 128/858, 863, 201.23,
128/206.12, 206.13, 206.16, 206.19, 206.28,
128/206.11; 2/9, 206, 5, 6.6, 411-414, 424,
2/425

See application file for complete search history.

(56) **References Cited**

U.S. PATENT DOCUMENTS

D141,604 S *	6/1945	Kemp	D24/110.1
D195,612 S	7/1963	Lilola		
D270,110 S *	8/1983	Moore et al.	D24/110.1
D271,432 S	11/1983	Liao		
4,488,547 A	12/1984	Mason		
D285,733 S	9/1986	Cooper		
D287,649 S *	1/1987	Zdrok et al.	D24/110.1
D351,434 S	10/1994	Carroll		
D368,960 S *	4/1996	Lanford	D24/110.1
D380,871 S	7/1997	Guyette, Jr.		
D383,537 S *	9/1997	Lunden	D24/110.1
D420,769 S *	2/2000	White	D29/108
D421,117 S *	2/2000	Hunter	D24/110.1

D443,927 S *	6/2001	Chen	D24/110.1
D510,755 S	10/2005	Knowles		
D511,209 S *	11/2005	Callan	D24/110.1
D537,572 S	2/2007	Hillman		
D577,816 S	9/2008	Ungar		
2004/0173216 A1 *	9/2004	Park	128/206.12

* cited by examiner

Primary Examiner — Ruth McInroy

(74) *Attorney, Agent, or Firm* — QuickPatents, Inc.; Kevin Prince

(57) **CLAIM**

What is claimed is the ornamental design for a mask, as shown and described.

DESCRIPTION

FIG. 1 is a perspective view of a mask, showing the new design;

FIG. 2 is a left-side elevational view thereof;

FIG. 3 is a right-side elevational view thereof;

FIG. 4 is a front elevational view thereof;

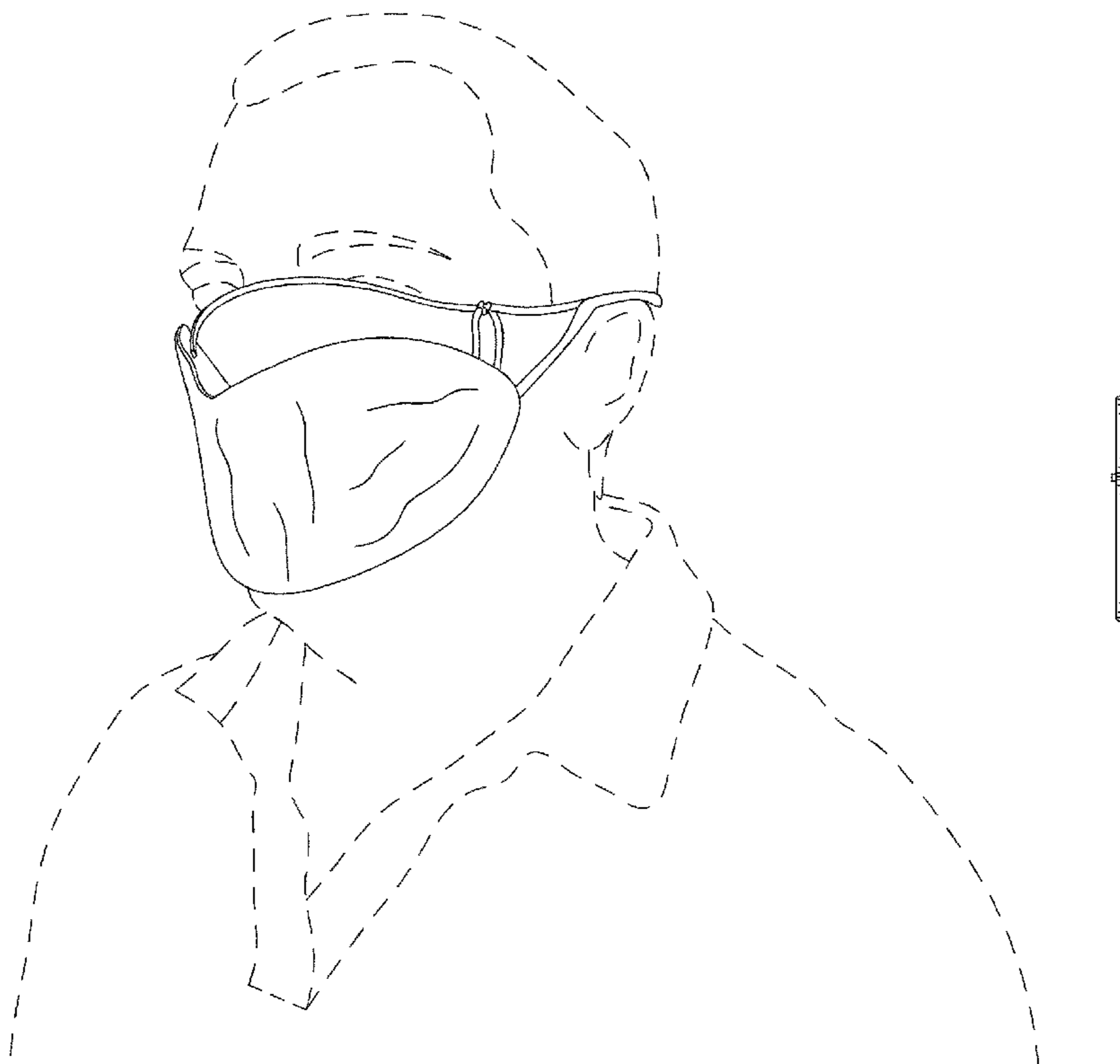
FIG. 5 is a rear elevational view thereof;

FIG. 6 is a top plan view thereof; and,

FIG. 7 is a bottom plan view thereof.

The broken lines showing a person in FIG. 1 are included for the purpose of illustrating the invention in use, and form no part of the claimed design.

1 Claim, 2 Drawing Sheets



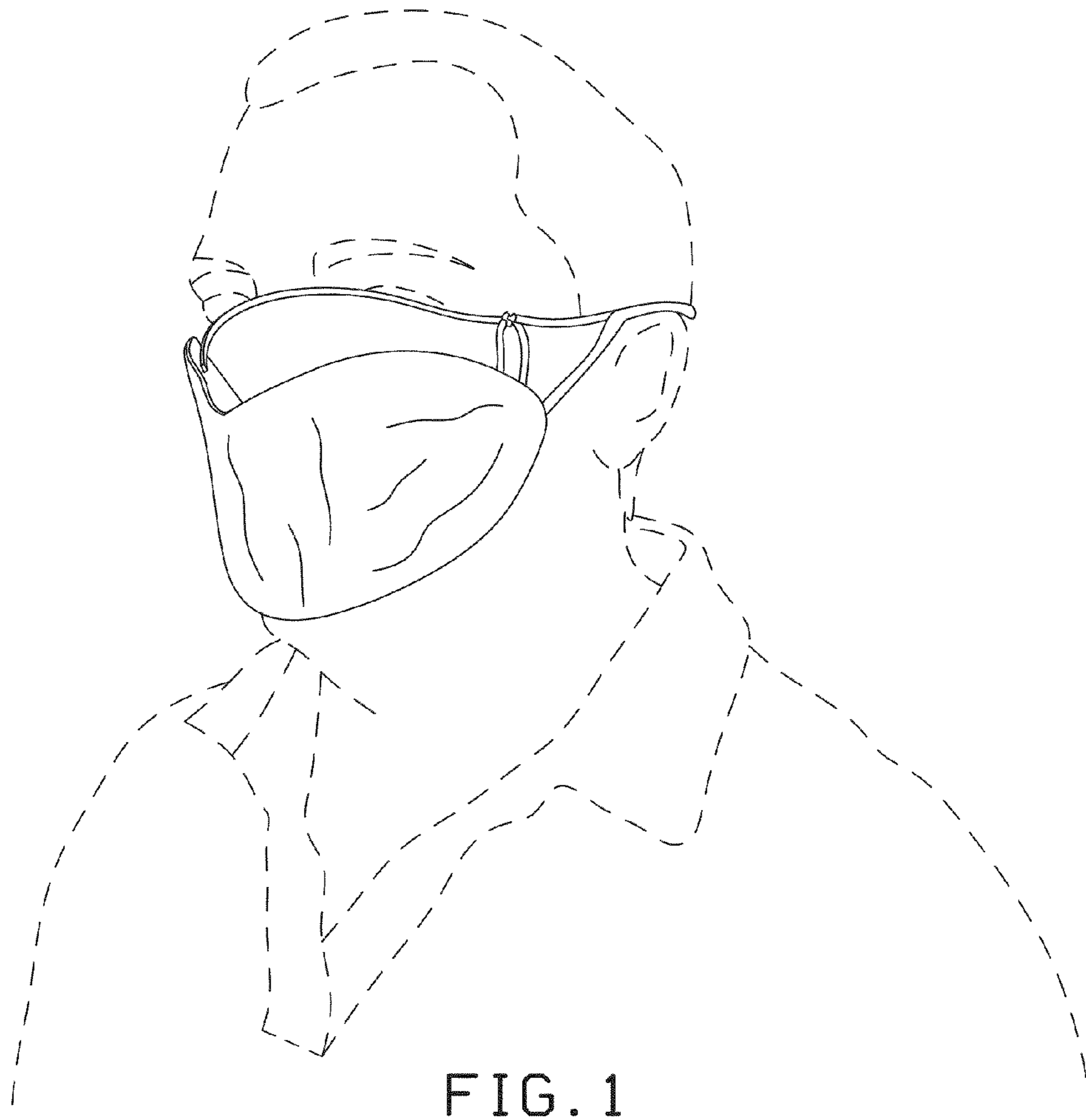


FIG. 1



FIG. 2



FIG. 3




FIG. 4

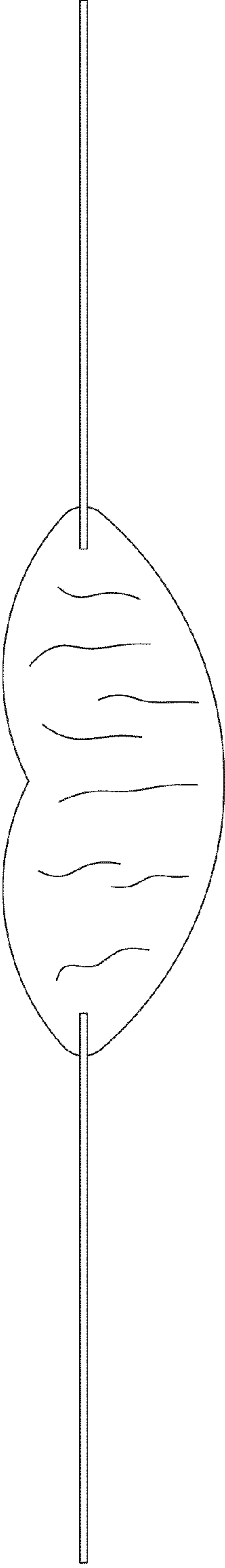


FIG. 5



FIG. 6



FIG. 7