



US00D636536S

(12) **United States Design Patent**
Lee

(10) **Patent No.:** **US D636,536 S**
(45) **Date of Patent:** **** Apr. 19, 2011**

- (54) **HELMET WITH MOUTH GUARD**
- (75) Inventor: **Troy M. Lee**, Laguna Beach, CA (US)
- (73) Assignee: **Troy Lee Designs**, Corona, CA (US)
- (**) Term: **14 Years**
- (21) Appl. No.: **29/338,464**
- (22) Filed: **Jun. 11, 2009**
- (51) **LOC (9) Cl.** **02-03**
- (52) **U.S. Cl.** **D29/106**
- (58) **Field of Classification Search** D29/102–103,
D29/105–107, 122; 2/411, 414, 424, 425
See application file for complete search history.

D567,451 S * 4/2008 Dion D29/107
D581,099 S * 11/2008 Ahn et al. D29/107
* cited by examiner

Primary Examiner — Elizabeth A Albert
Assistant Examiner — Kelley A Donnelly
(74) *Attorney, Agent, or Firm* — Sheppard Mullin Richter &
Hampton LLP; David E. Heisey


(57) **CLAIM**
What is claimed is the ornamental design for a helmet with
mouth guard, as shown and described.

DESCRIPTION

FIG. 1 is a posterior view of a helmet with mouth guard
implementing the new design.
FIG. 2 is a top view of the helmet with mouth guard imple-
menting the new design; and,
FIG. 3 is a side view of the helmet with mouth guard imple-
menting the new design.
The heavier and longer evenly spaced broken lines showing
portions of the helmet with mouth guard which define the
bounds of the claimed design form no part thereof. The
shorter and lighter broken lines seen on the interior space of
the helmet are for the purpose of illustrating environment and
form no part of the claimed design.

- (56) **References Cited**
- U.S. PATENT DOCUMENTS
- D340,320 S * 10/1993 Kamata D29/105
- D353,026 S * 11/1994 Kamata D29/105
- D406,402 S * 3/1999 Simpson D29/107
- D406,404 S * 3/1999 Simpson D29/107
- D499,213 S * 11/2004 Lee D29/105
- D523,993 S * 6/2006 Dion D29/107
- D526,092 S * 8/2006 Egger et al. D29/107
- D526,745 S * 8/2006 Hohdorf D29/107
- D556,386 S * 11/2007 Lee D29/122

1 Claim, 3 Drawing Sheets






FIG. 1

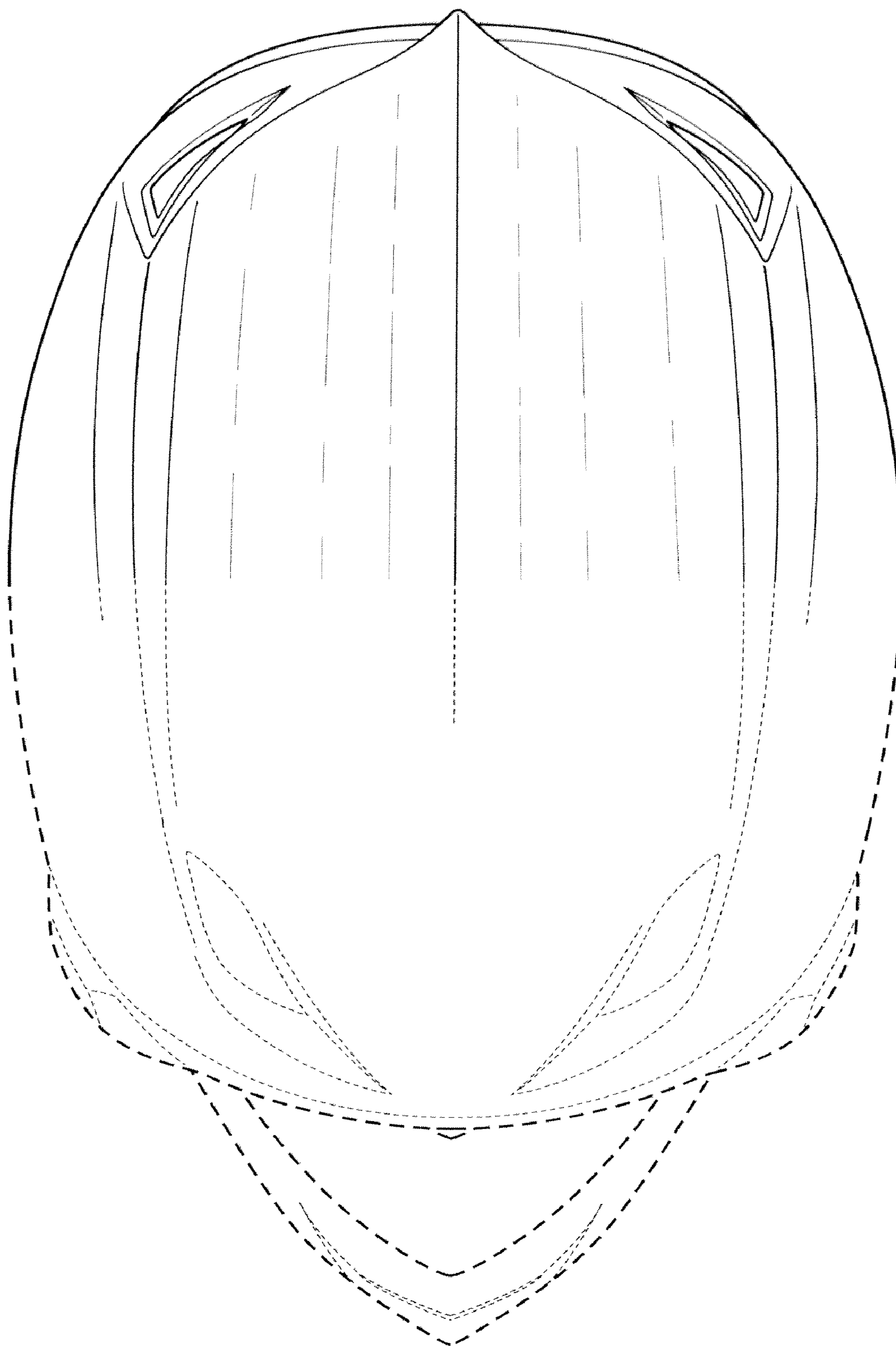


FIG. 2

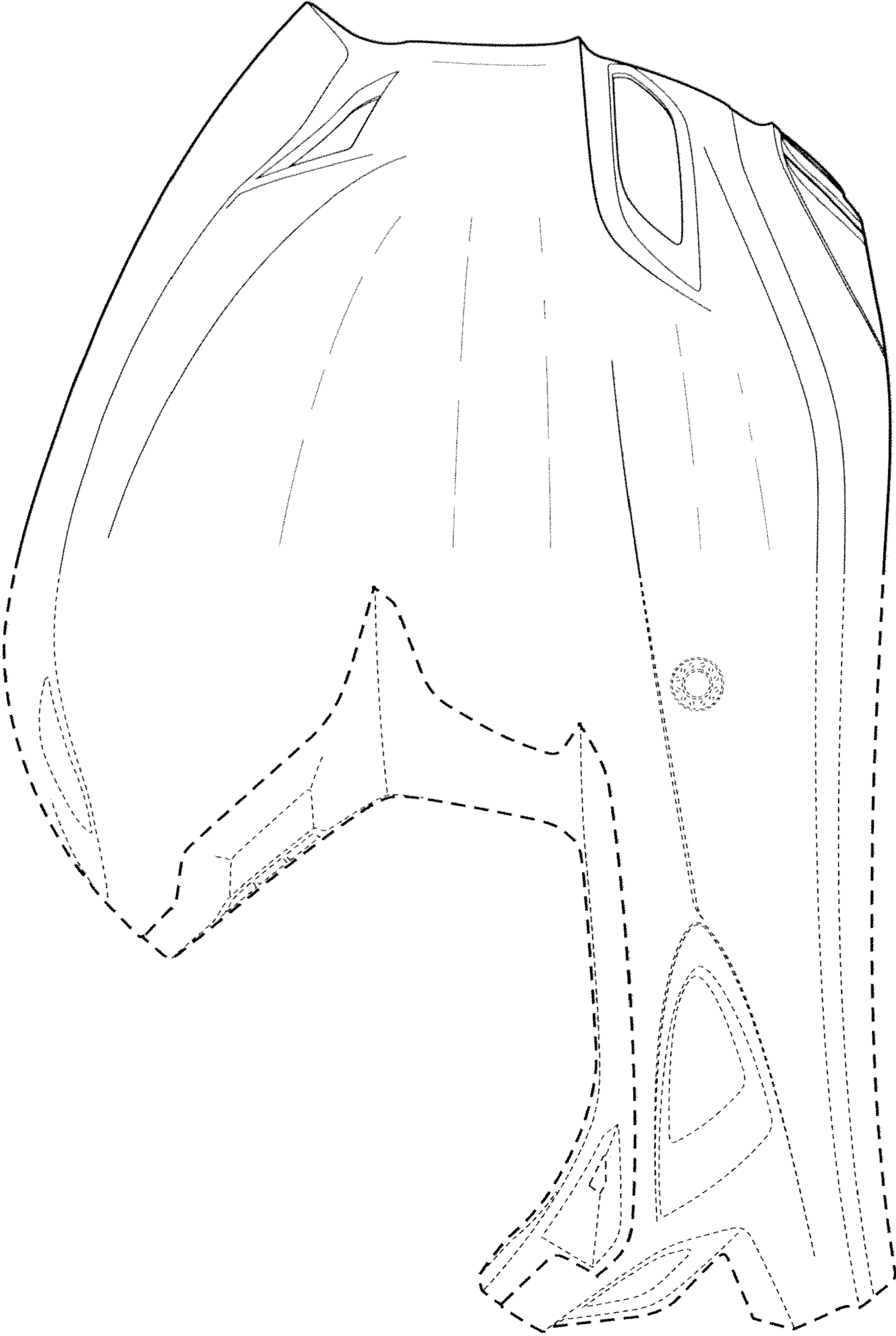


FIG. 3