

US00D636489S

(12) **United States Design Patent**
D'Agostino et al.

(10) **Patent No.:** **US D636,489 S**

(45) **Date of Patent:** **** Apr. 19, 2011**

(54) **INSERTION MECHANISM**

(76) Inventors: **Eduardo D'Agostino**, Bedford, MA
(US); **Karin Maback**, Kingston, NH
(US)

(**) Term: **14 Years**

(21) Appl. No.: **29/366,715**

(22) Filed: **Jul. 29, 2010**

Related U.S. Application Data

(63) Continuation-in-part of application No. 12/214,160,
filed on Jun. 18, 2008.

(51) **LOC (9) Cl.** **24-02**

(52) **U.S. Cl.** **D24/130**

(58) **Field of Classification Search** D24/112,
D24/113, 114, 130; 604/218, 232, 224, 228,
604/110, 195; 222/390

See application file for complete search history.

(56) **References Cited**

U.S. PATENT DOCUMENTS

5,899,881	A *	5/1999	Grimard et al.	604/89
5,899,887	A *	5/1999	Liu	604/195
6,706,015	B2 *	3/2004	Bang	604/110
6,979,314	B2 *	12/2005	Hsieh et al.	604/110
7,115,114	B2 *	10/2006	Caizza	604/240
7,678,080	B2 *	3/2010	Shue et al.	604/164.01
7,686,784	B2 *	3/2010	Baik	604/110

7,740,610	B2 *	6/2010	Moh et al.	604/110
2001/0041866	A1 *	11/2001	Capes et al.	604/110
2004/0220532	A1 *	11/2004	Caizza	604/264
2005/0027260	A1 *	2/2005	Wang	604/198
2006/0189934	A1 *	8/2006	Kuracina et al.	604/110
2006/0224126	A1 *	10/2006	Caizza	604/240
2008/0039800	A1 *	2/2008	Bush et al.	604/192
2008/0275481	A1 *	11/2008	Scarpone	606/172
2009/0221873	A1 *	9/2009	Mcgrath	600/153
2010/0137815	A1 *	6/2010	Kuracina et al.	604/263

* cited by examiner

Primary Examiner — T. Chase Nelson

Assistant Examiner — Eric Goodman

(74) *Attorney, Agent, or Firm* — Bay State IP; Adam J. Bruno

(57) **CLAIM**

I claim the ornamental design for an insertion mechanism, as shown and described.

DESCRIPTION

FIG. 1 is a front side perspective view showing my new design;

FIG. 2 is a back side perspective view thereof;

FIG. 3 is a right side view thereof;

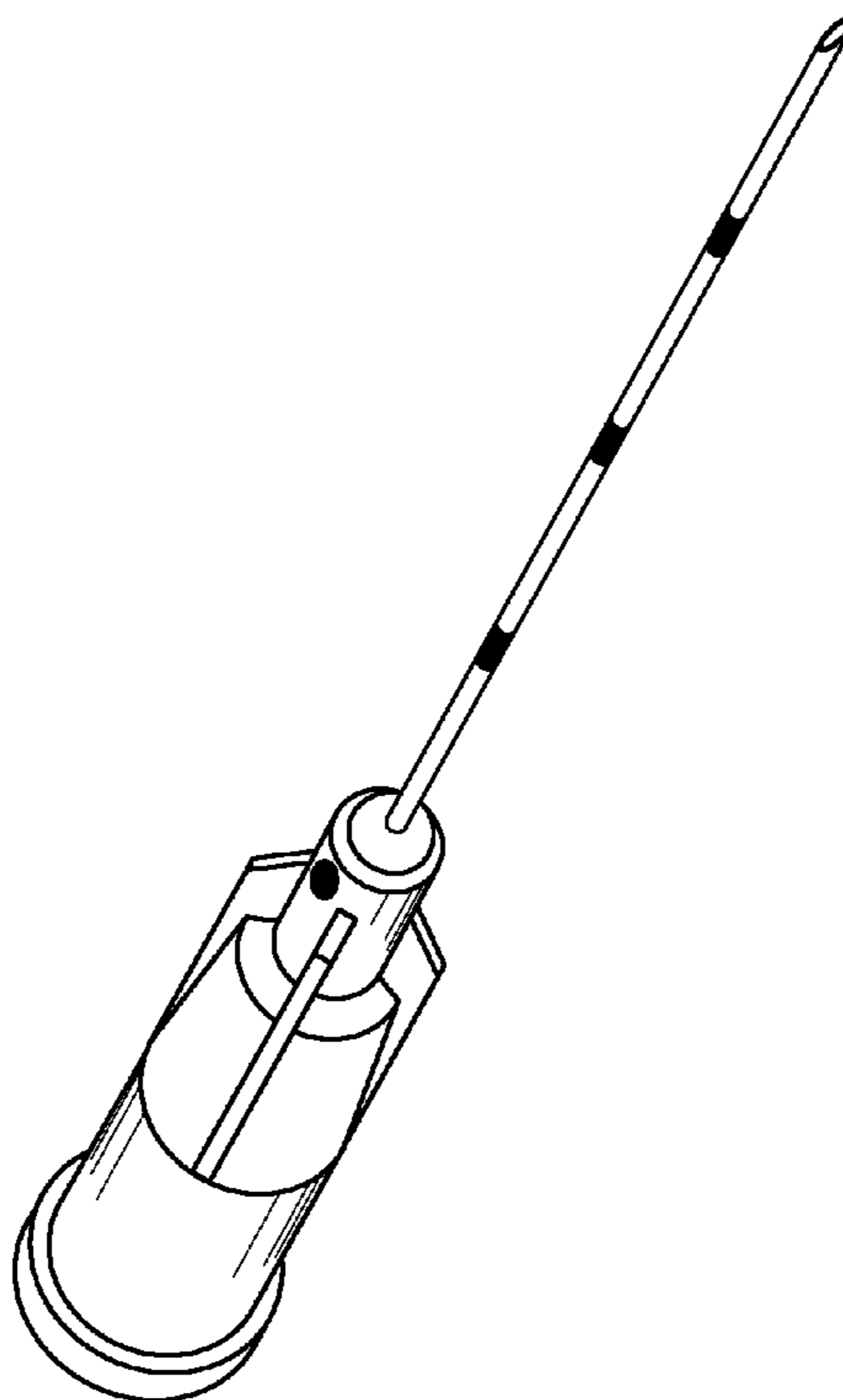
FIG. 4 is a front side view thereof;

FIG. 5 is a left side view thereof;

FIG. 6 is a top view thereof; and,

FIG. 7 is a bottom view thereof.

1 Claim, 2 Drawing Sheets



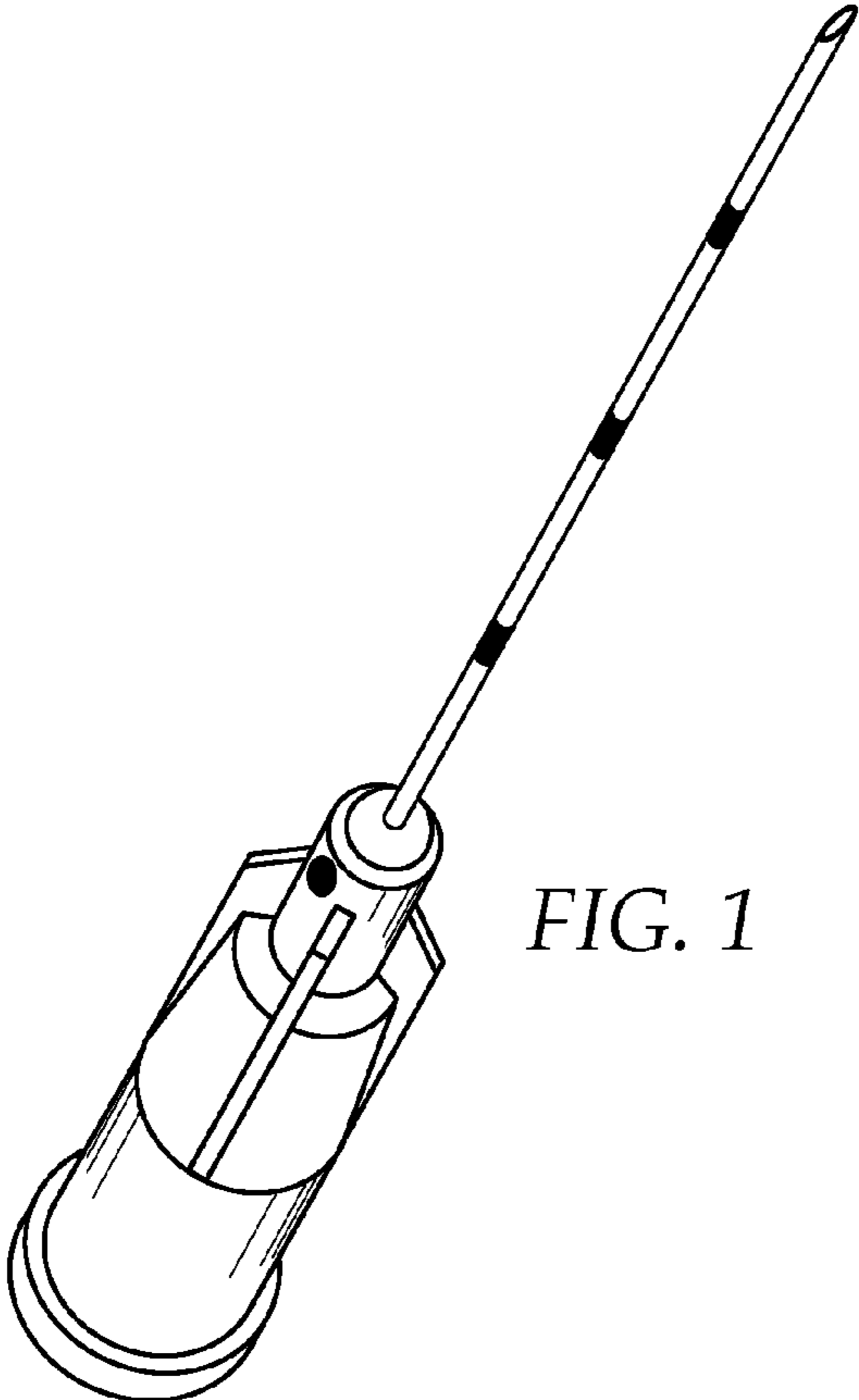


FIG. 1

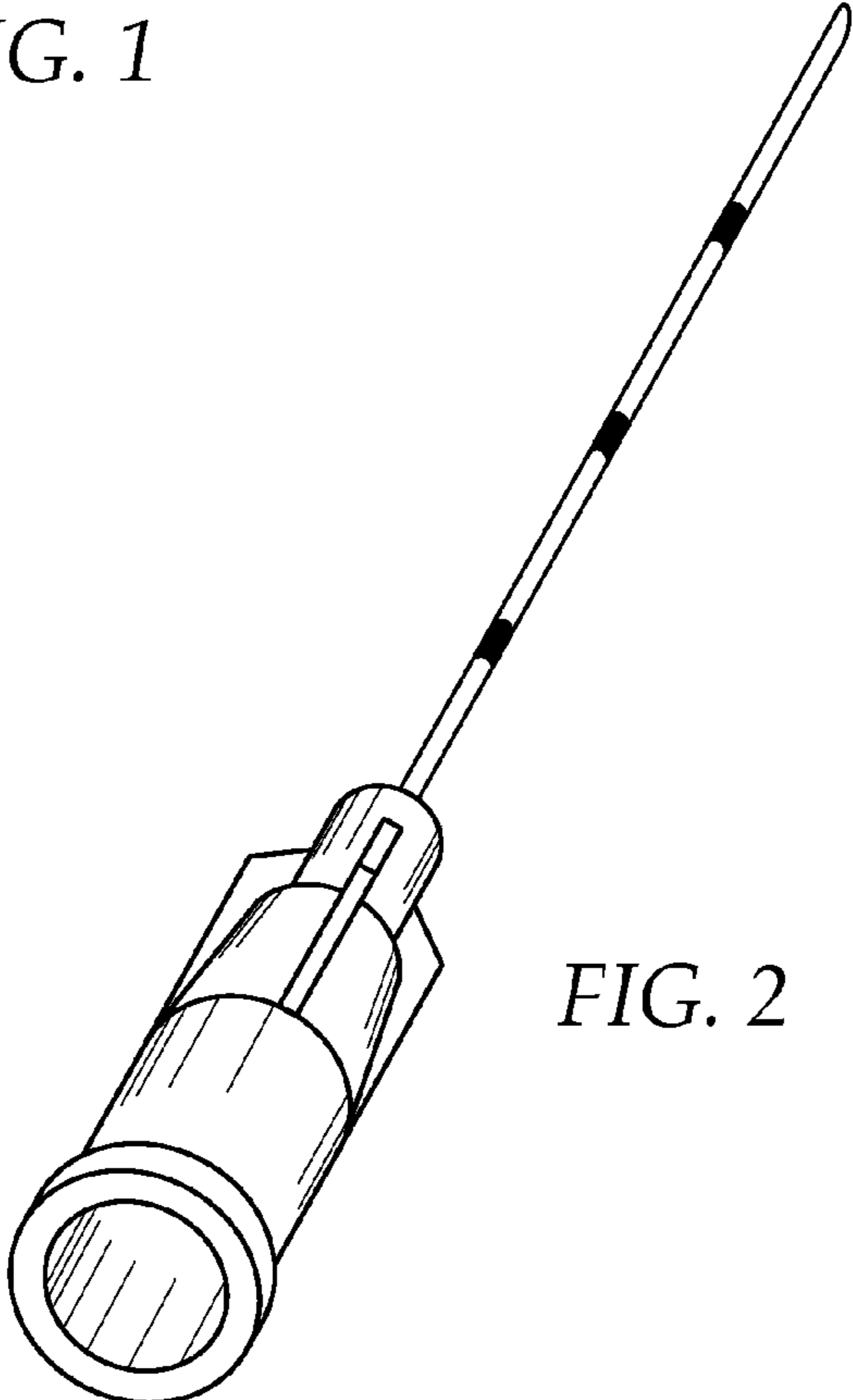


FIG. 2

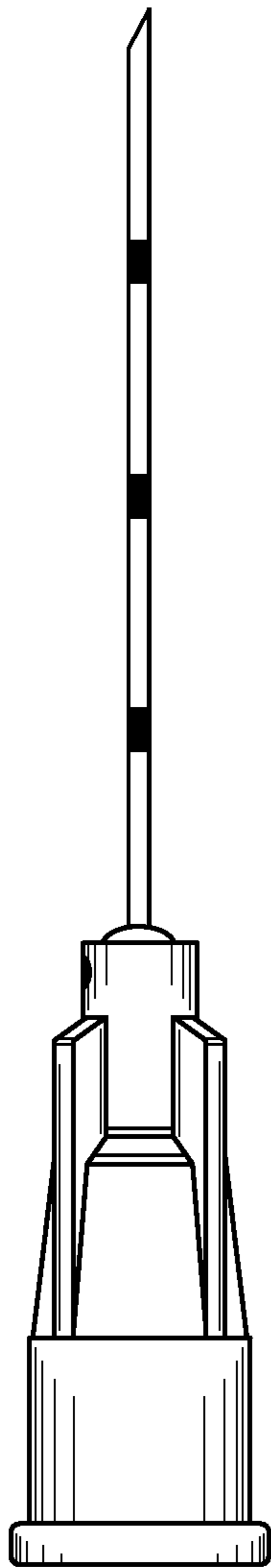


FIG. 3

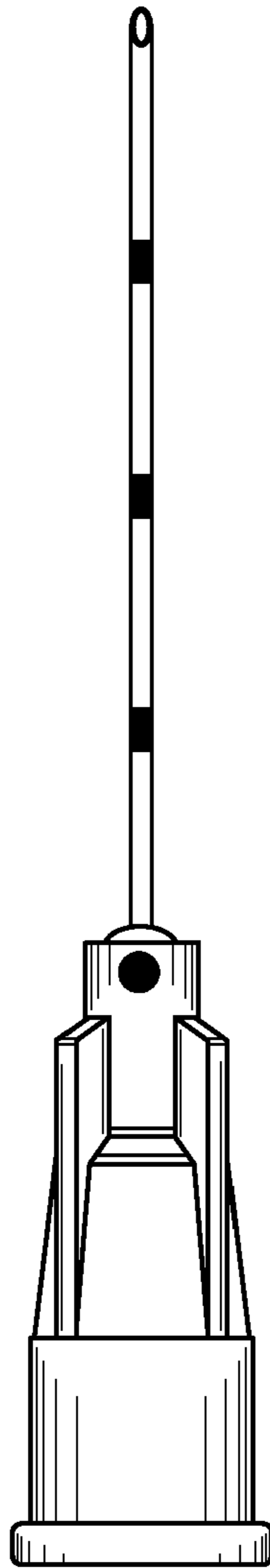


FIG. 4

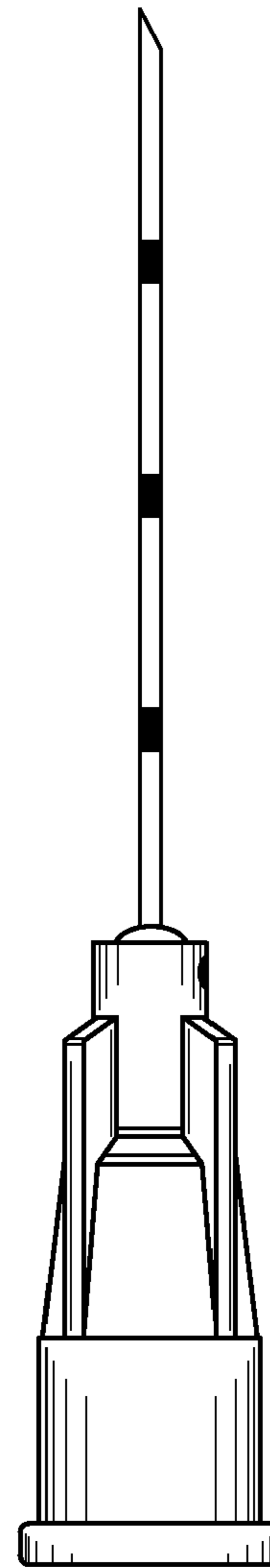


FIG. 5




FIG. 6

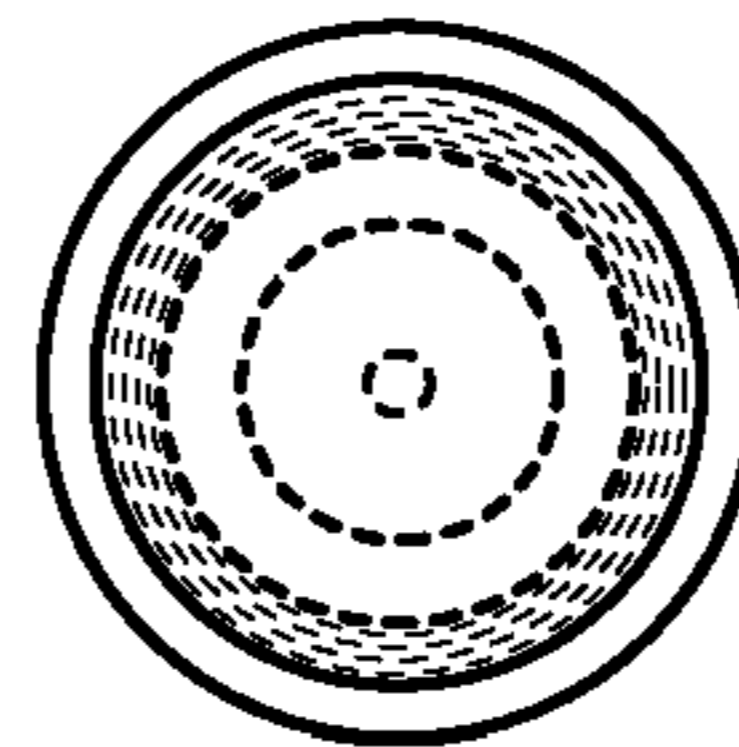


FIG. 7