



US00D636488S

(12) **United States Design Patent**
Faulks et al.

(10) **Patent No.:** **US D636,488 S**
(45) **Date of Patent:** **** Apr. 19, 2011**

(54) **FASTENER TAB FOR AN ABSORBENT ARTICLE**

(75) Inventors: **Michael John Faulks**, Neenah, WI (US); **Janet Elaine Collins**, Hortonville, WI (US); **Lisa LaRae Bushman**, Freedom, WI (US); **Connie May McMorrow**, Menasha, WI (US); **Christina Marie Rhein**, Oshkosh, WI (US); **Sara Jane Wille Stabelfeldt**, Appleton, WI (US); **Eric-John Raoul Gilgenbach**, Winneconne, WI (US); **Matthew Edward Gerstle**, Appleton, WI (US)

(73) Assignee: **Kimberly-Clark Worldwide, Inc.**, Neenah, WI (US)

(**) Term: **14 Years**

(21) Appl. No.: **29/354,865**

(22) Filed: **Jan. 29, 2010**

(51) **LOC (9) Cl.** **24-04**

(52) **U.S. Cl.** **D24/126**

(58) **Field of Classification Search** D24/124–126; 604/285, 286, 300, 304, 354, 355, 358, 359, 604/360, 361, 362, 363, 364, 365, 366, 367, 604/368, 369, 370, 372, 373, 374, 375, 377, 604/378, 379, 380, 381, 382, 383, 384, 385.01, 604/385.02, 385.03, 385.04, 385.08, 385.1, 604/385.12, 385.13, 385.14, 385.16, 385.17, 604/385.2, 385.21, 385.23, 385.24, 385.25, 604/385.28, 385.31, 385.39; D21/478–480

See application file for complete search history.

(56) **References Cited**

U.S. PATENT DOCUMENTS

D368,775	S	*	4/1996	Gobran	D24/126
D372,532	S	*	8/1996	Rossini et al.	D24/126
D377,979	S	*	2/1997	Plaschko et al.	D24/126
D384,151	S	*	9/1997	Raufman	D24/126
D384,152	S	*	9/1997	Raufman	D24/126
D427,677	S	*	7/2000	Bruemmer-Prestley	D24/126
D428,143	S	*	7/2000	Schmoker et al.	D24/126
D428,144	S	*	7/2000	Bruemmer-Prestley et al.	D24/126
D428,145	S	*	7/2000	Bruemmer-Prestley et al.	D24/126
D435,103	S	*	12/2000	Schmoker et al.	D24/126
D448,079	S	*	9/2001	Bruemmer-Prestley et al.	D24/126

* cited by examiner

Primary Examiner — Holly H Baynham

Assistant Examiner — Michelle E Wilson

(74) *Attorney, Agent, or Firm* — Bryan R. Rosiejka

(57) **CLAIM**

We claim the ornamental design for fastener tab for an absorbent article.

DESCRIPTION

FIG. 1 is a perspective view of a fastener tab of the present invention;

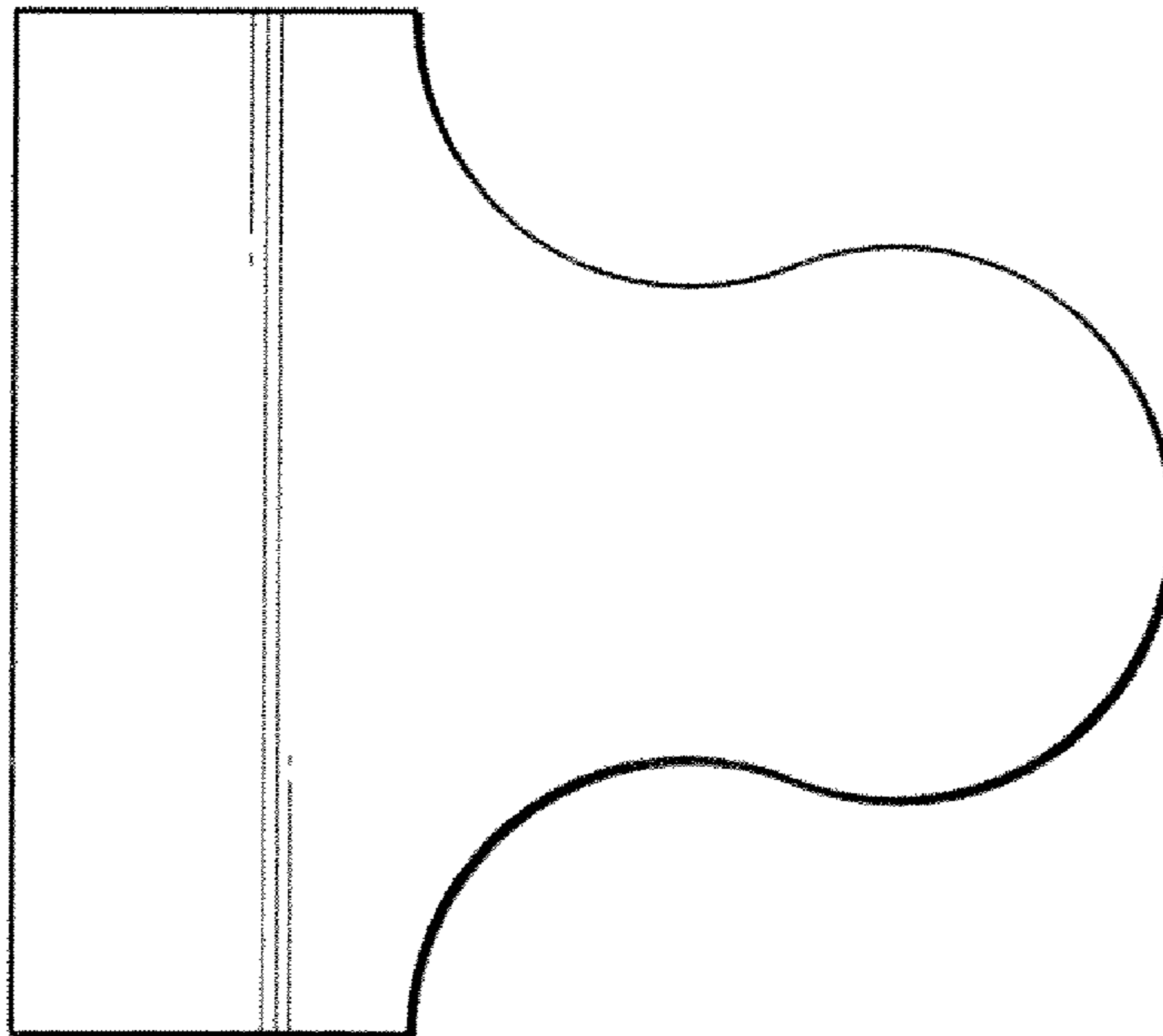
FIG. 2 is a top plan view of the fastener tab of FIG. 1;

FIG. 3 is a bottom plan view of the fastener tab of FIG. 1; and,

FIG. 4 is a side view of the fastener tab of FIG. 1.

The broken line showing of an absorbent article is included for the purpose of illustrating environmental structure and forms no part of the claimed design.

1 Claim, 2 Drawing Sheets



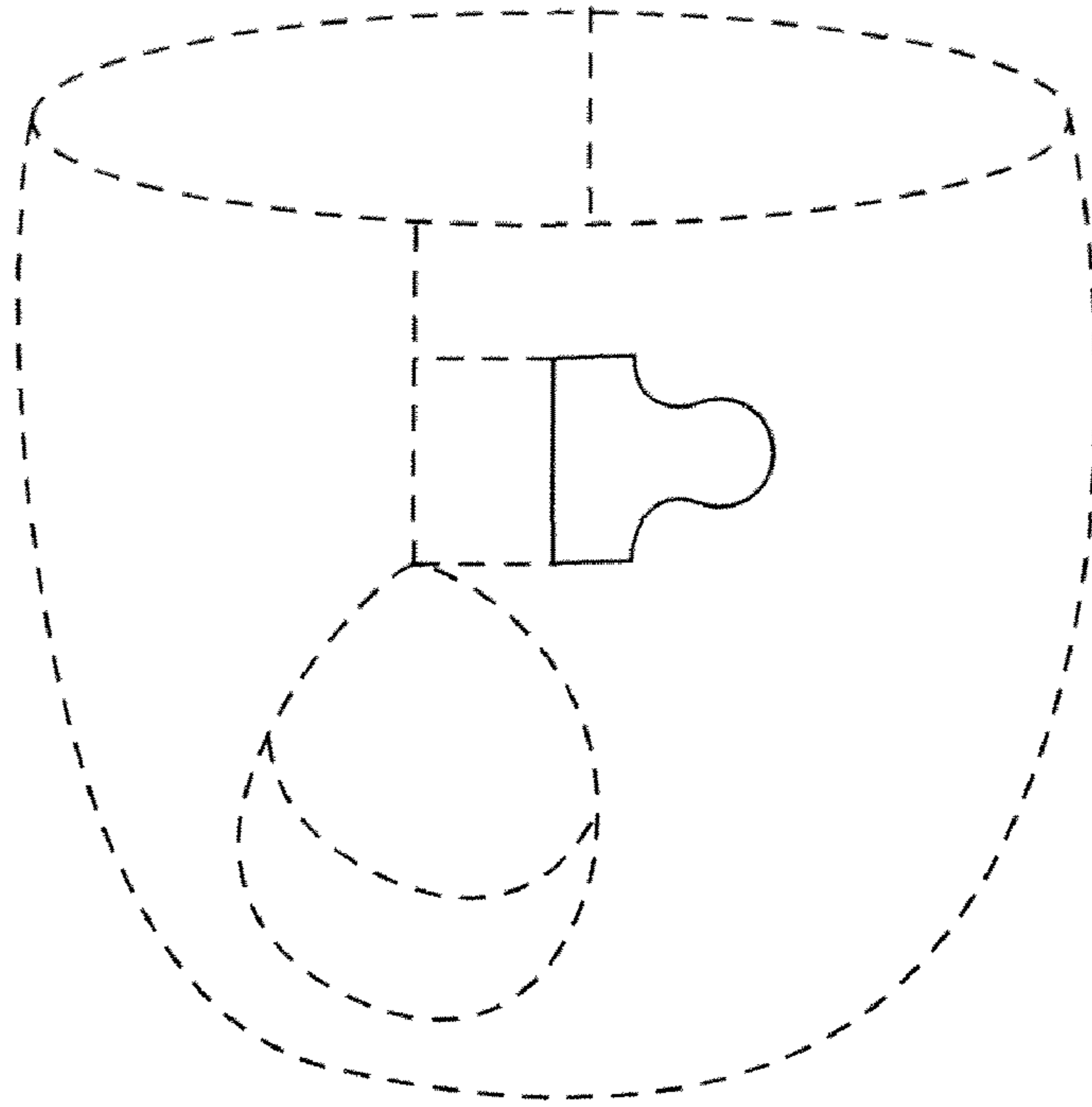


FIG. 1

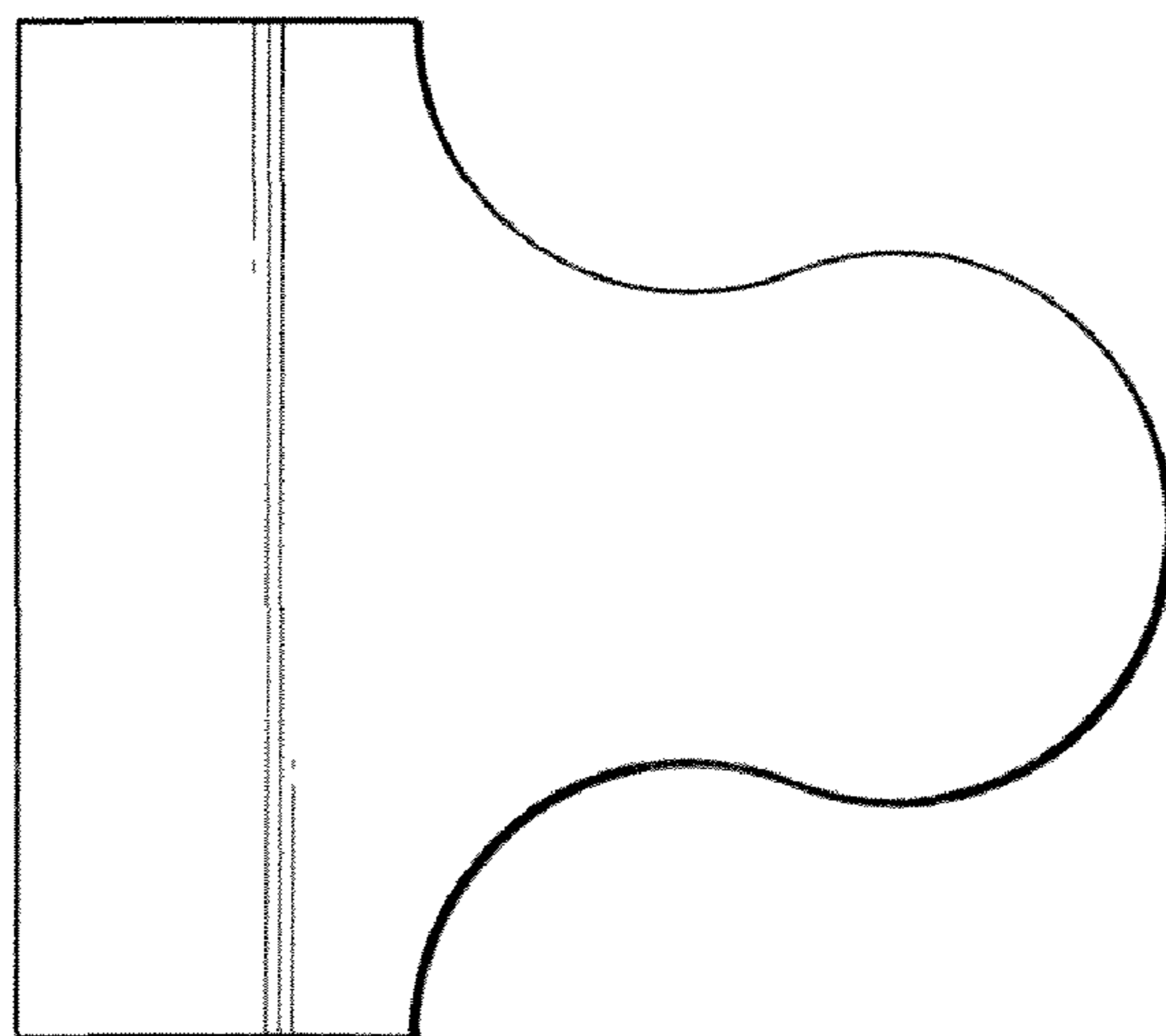


FIG. 2

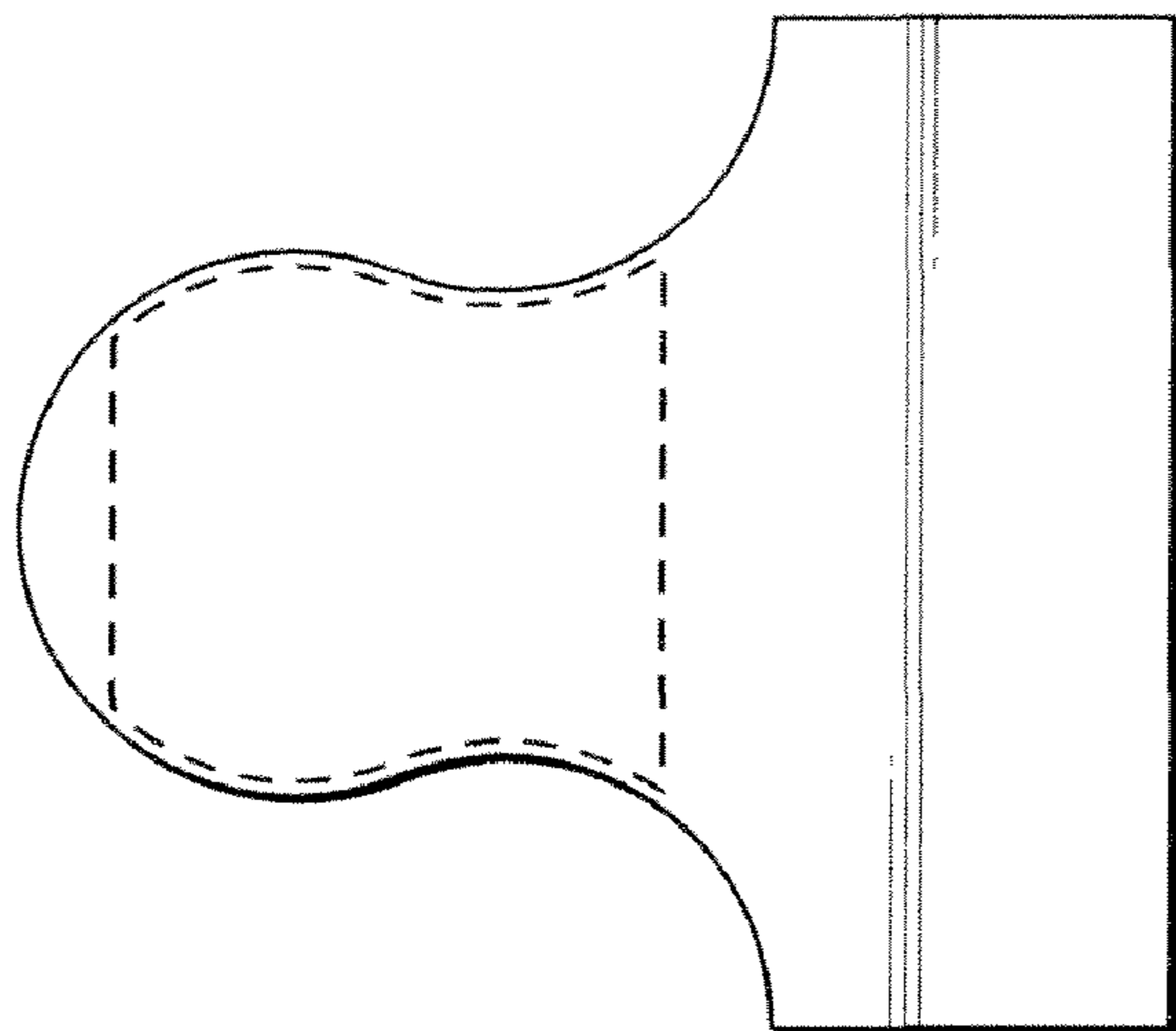


FIG. 3



FIG. 4