



US00D636487S

(12) **United States Design Patent**
Nnenna Idima Igwe

(10) **Patent No.:** **US D636,487 S**

(45) **Date of Patent:** **** Apr. 19, 2011**

(54) **UNDERGARMENT SHIELD**

(76) Inventor: **Mary Nnenna Idima Igwe**, Jamaica,
NY (US)

(**) Term: **14 Years**

(21) Appl. No.: **29/355,561**

(22) Filed: **Feb. 9, 2010**

(51) **LOC (9) Cl.** **24-04**

(52) **U.S. Cl.** **D24/124**

(58) **Field of Classification Search** D24/124–126;
604/385.07, 358, 363, 364, 368–375, 385.01,
604/385.03, 385.14, 385.23, 387, 390
See application file for complete search history.

D478,985 S * 8/2003 de Carvalho et al. D24/125
D482,444 S * 11/2003 Ribeiro de Carvalho
et al. D24/125
D492,408 S * 6/2004 Proglhof D24/125

* cited by examiner

Primary Examiner — Holly H Baynham

Assistant Examiner — Michelle E Wilson

(74) *Attorney, Agent, or Firm* — Sean Liam Keller; Keller IP
PLLC

(57) **CLAIM**

The ornamental design for an undergarment shield, as shown
and described.

(56) **References Cited**

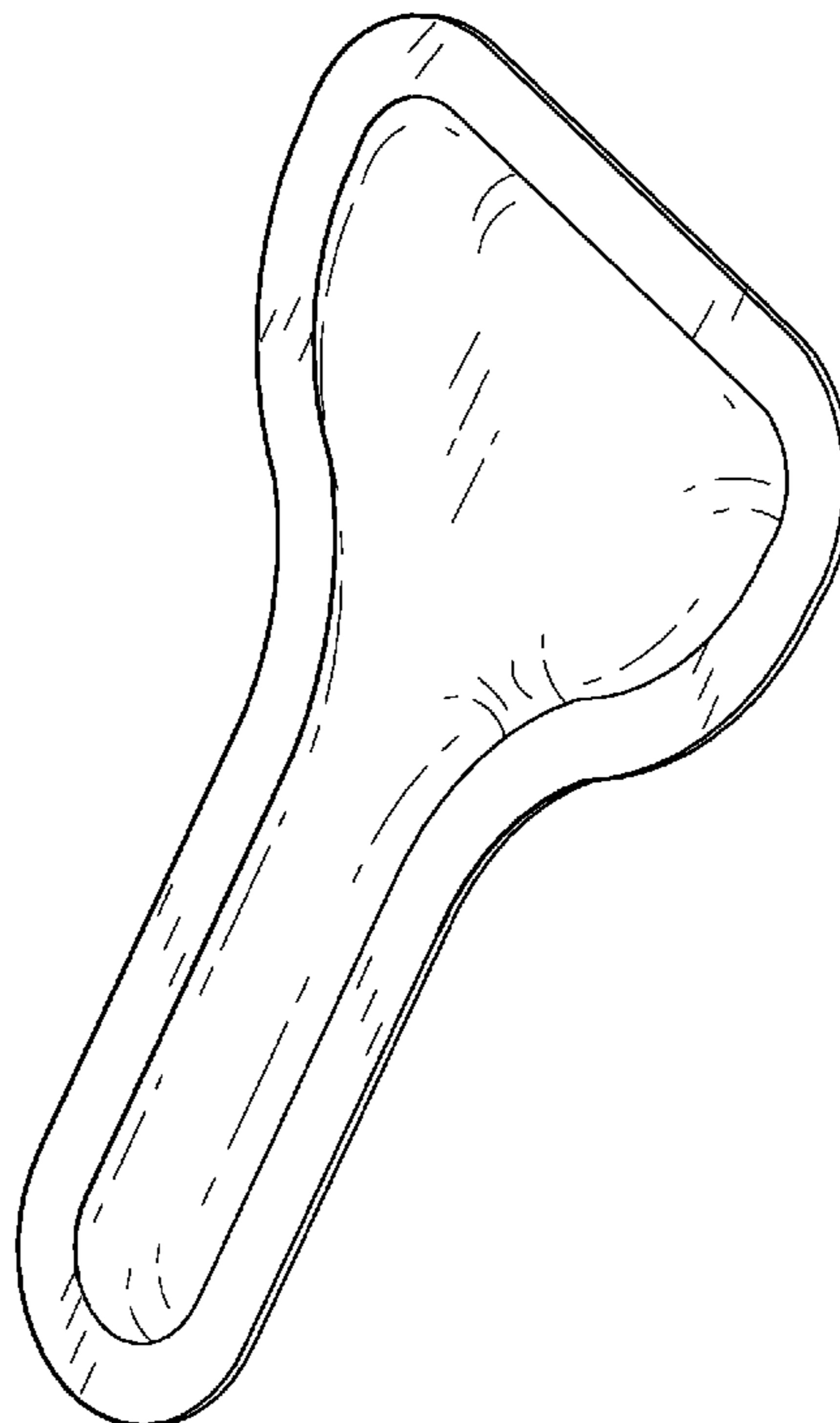
U.S. PATENT DOCUMENTS

5,439,458	A *	8/1995	Noel et al.	604/378
D366,524	S *	1/1996	Chung	D24/125
D368,519	S *	4/1996	Harrison et al.	D24/125
D392,736	S *	3/1998	Erickson	D24/125
5,729,835	A *	3/1998	Williams	2/406
D394,503	S *	5/1998	Perrini	D24/125
6,525,239	B2 *	2/2003	Cole	604/382
D472,313	S *	3/2003	Leahy	D24/125
6,572,597	B1 *	6/2003	Nash	604/385.05
D476,738	S *	7/2003	Proglhof	D24/125
D476,739	S *	7/2003	de Carvalho et al.	D24/125
D477,077	S *	7/2003	Ribeiro de Carvalho et al.	D24/125
D477,402	S *	7/2003	de Camacho	D24/125
D478,167	S *	8/2003	Proglhof	D24/125

DESCRIPTION

FIG. 1 is a perspective view of an undergarment shield
according to the present design;
FIG. 2 is a front view of an undergarment shield according to
the present design;
FIG. 3 is a top view of an undergarment shield according to
the present design;
FIG. 4 is a bottom elevation view of an undergarment shield
to the present design; and,
FIG. 5 is a right side view of an Undergarment shield accord-
ing to the present design, the left side view being a minor
image of the right side view.

1 Claim, 1 Drawing Sheet



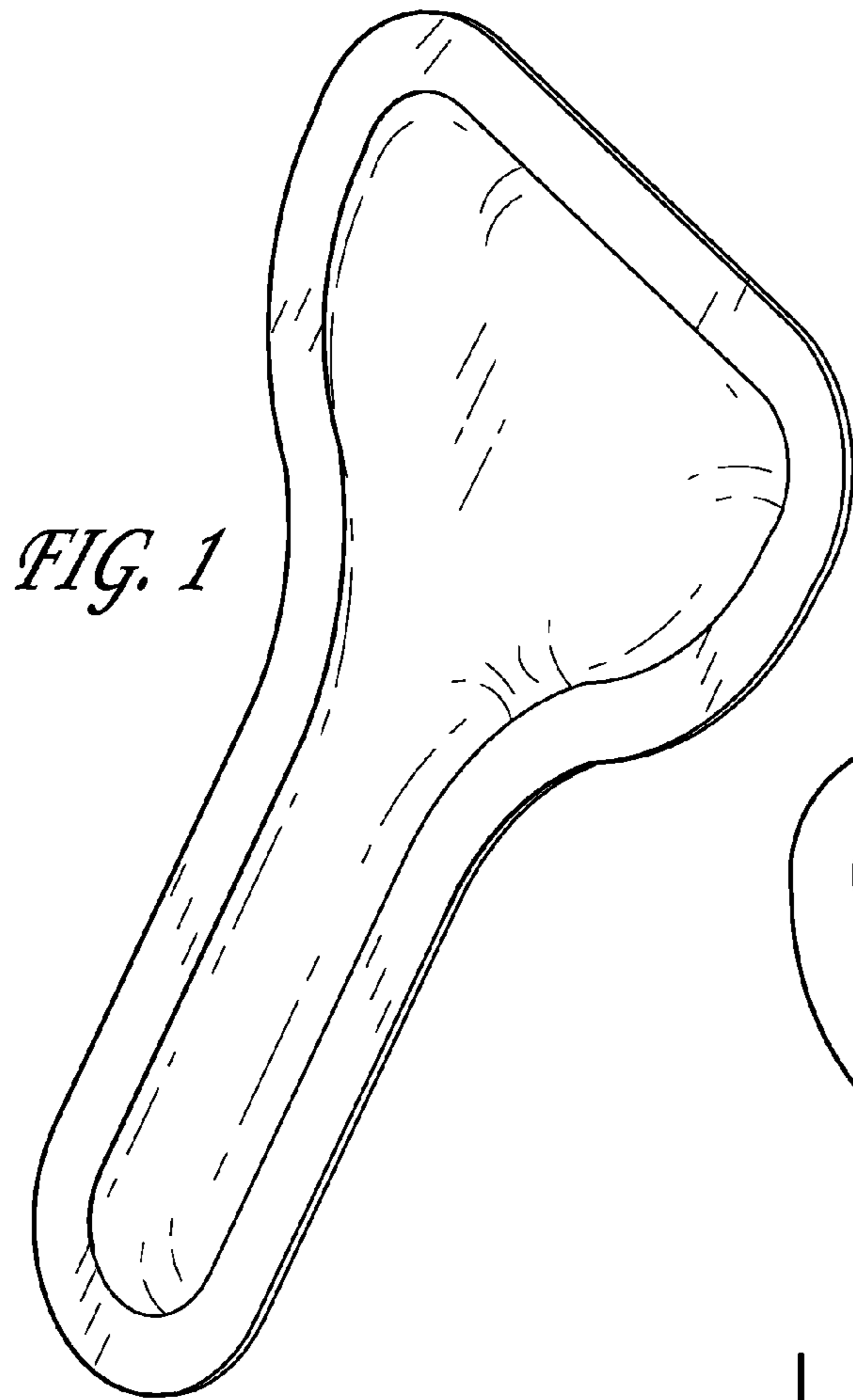


FIG. 1

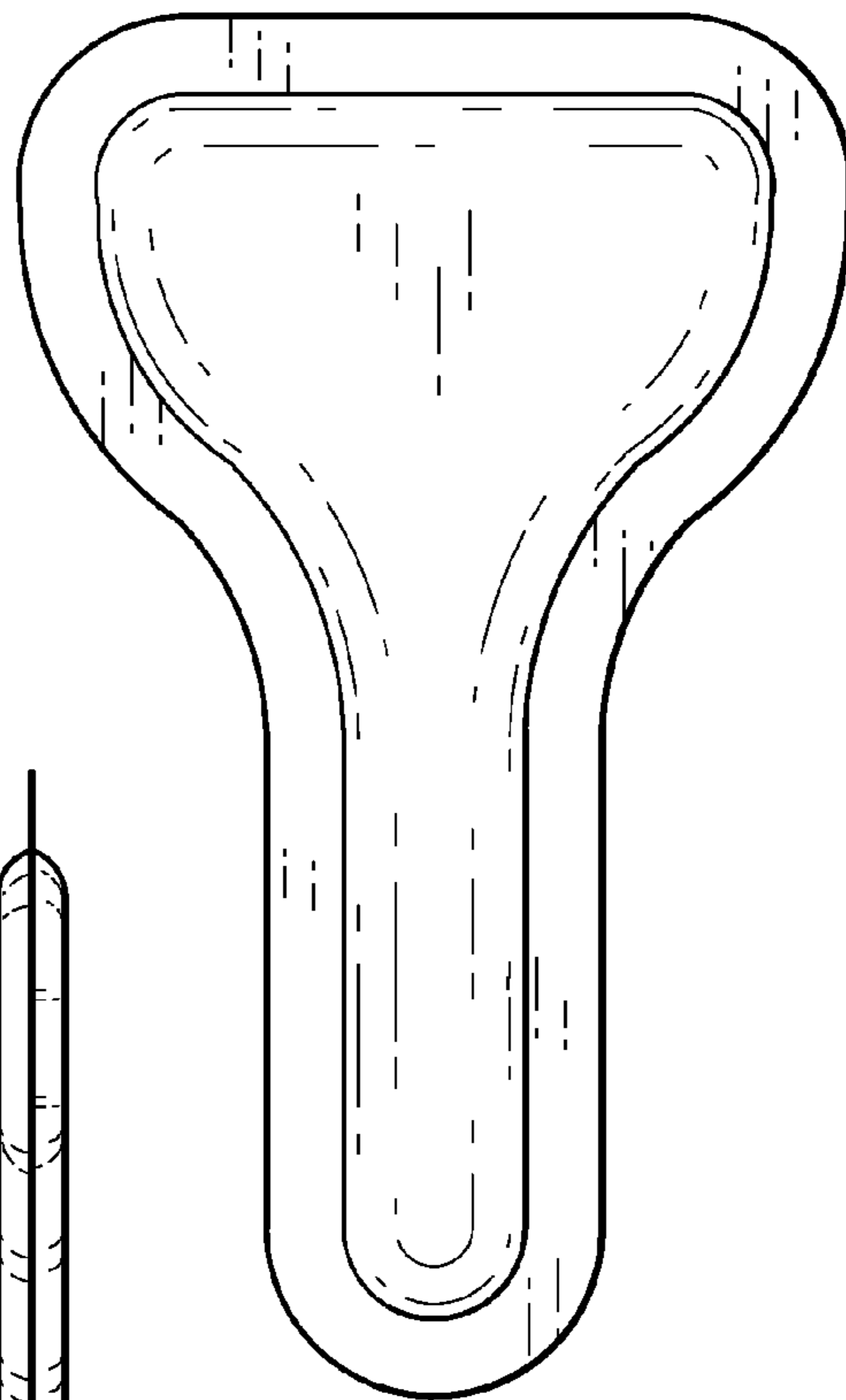


FIG. 2




FIG. 3



FIG. 4



FIG. 5