



US00D636439S

(12) **United States Design Patent**
Livingstone et al.

(10) **Patent No.:** **US D636,439 S**

(45) **Date of Patent:** **** Apr. 19, 2011**

(54) **STILETTO SHOE SHAPED TAPE DISPENSER**

(75) Inventors: **David E. Livingstone**, Ontario (CA);
Mark R. Hastings, Ontario (CA)

(73) Assignee: **3M Innovative Properties Company**,
St. Paul, MN (US)

(**) Term: **14 Years**

(21) Appl. No.: **29/362,250**

(22) Filed: **May 21, 2010**

(51) **LOC (9) Cl.** **08-02**

(52) **U.S. Cl.** **D19/69**

(58) **Field of Classification Search** D19/36,
D19/70, 69, 68, 91; D13/133, 146; 242/588.6,
242/588.3, 588.2; 225/77, 6, 56, 69, 26,
225/25, 19, 11; 206/411; 156/577, 527,
156/523; D2/897, 925, 930, 926
See application file for complete search history.

(56) **References Cited**

U.S. PATENT DOCUMENTS

D149,073 S *	3/1948	Levin	D2/939
3,200,518 A *	8/1965	Rasmussen	36/34 R
D370,112 S *	5/1996	Patrikios et al.	D2/897
D378,160 S *	2/1997	Wells et al.	D2/897
D461,626 S *	8/2002	Hisamatsu	D2/926
D523,086 S *	6/2006	Jones et al.	D19/91
D582,637 S *	12/2008	Guers-Neyraud	D2/925
D594,637 S *	6/2009	Van Hulle	D2/925

D597,137 S *	7/2009	Chiu	D19/69
D597,601 S *	8/2009	Huang	D19/69
D607,187 S *	1/2010	Hermann	D2/930

FOREIGN PATENT DOCUMENTS

CA 127257 3/2009

* cited by examiner

Primary Examiner — Austin Murphy

(74) *Attorney, Agent, or Firm* — Lisa P. Fulton

(57) **CLAIM**

The ornamental design for a stiletto shoe shaped tape dispenser, as shown and described.

DESCRIPTION

FIG. 1 is a perspective view of a stiletto shoe shaped tape dispenser showing the new design; FIG. 2 is a side elevational view thereof; FIG. 3 is another side elevational view thereof; FIG. 4 is a front elevational view thereof; FIG. 5 is a rear elevational view thereof; FIG. 6 is a top plan view thereof; and, FIG. 7 is a bottom plan view thereof.

The broken line showing of a roll of tape and means for cutting the tape are included for the purpose of illustrating environmental structure and form no part of the claimed design.

1 Claim, 3 Drawing Sheets






FIG. 1



FIG. 2



FIG. 3

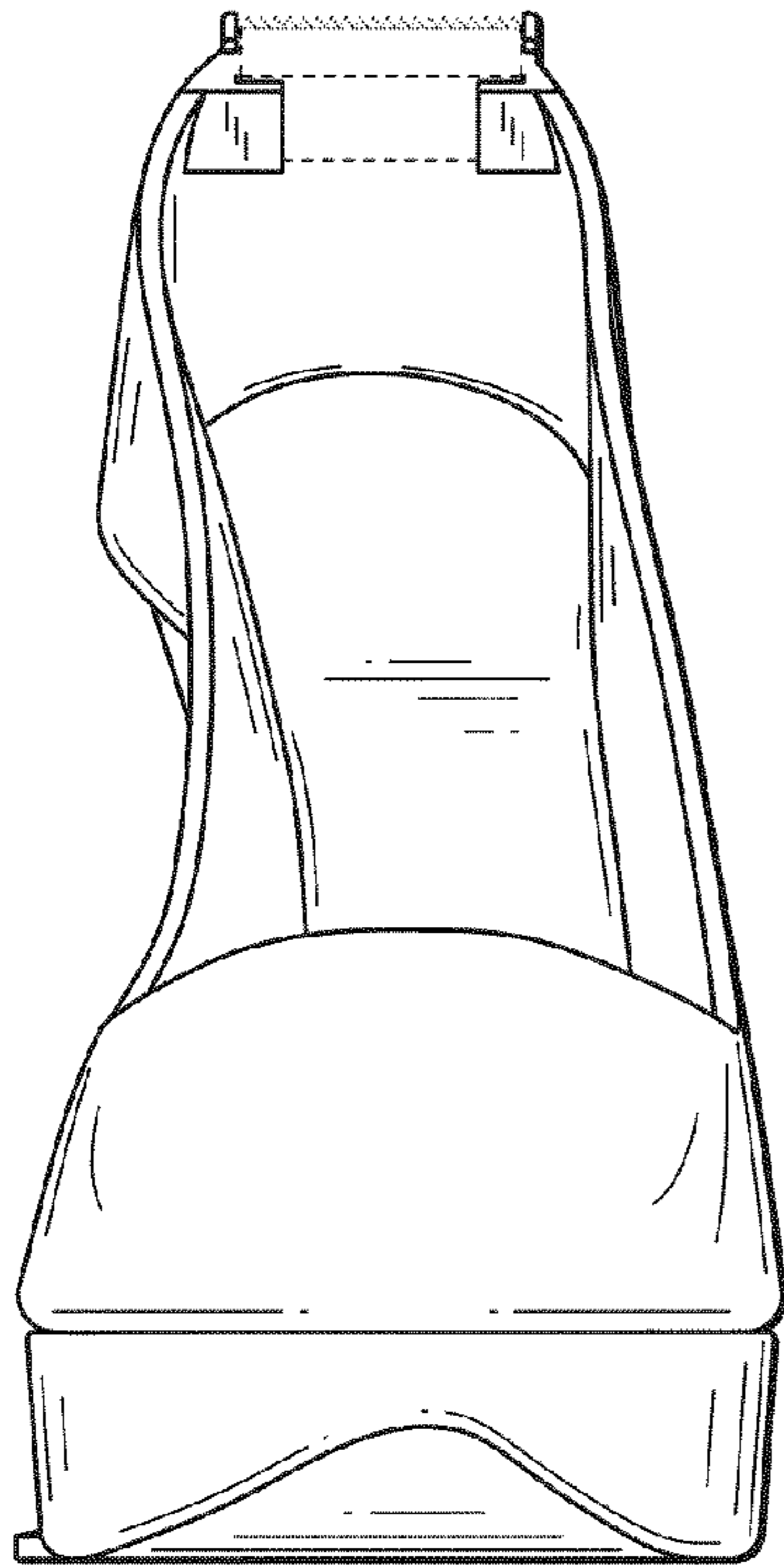


FIG. 4

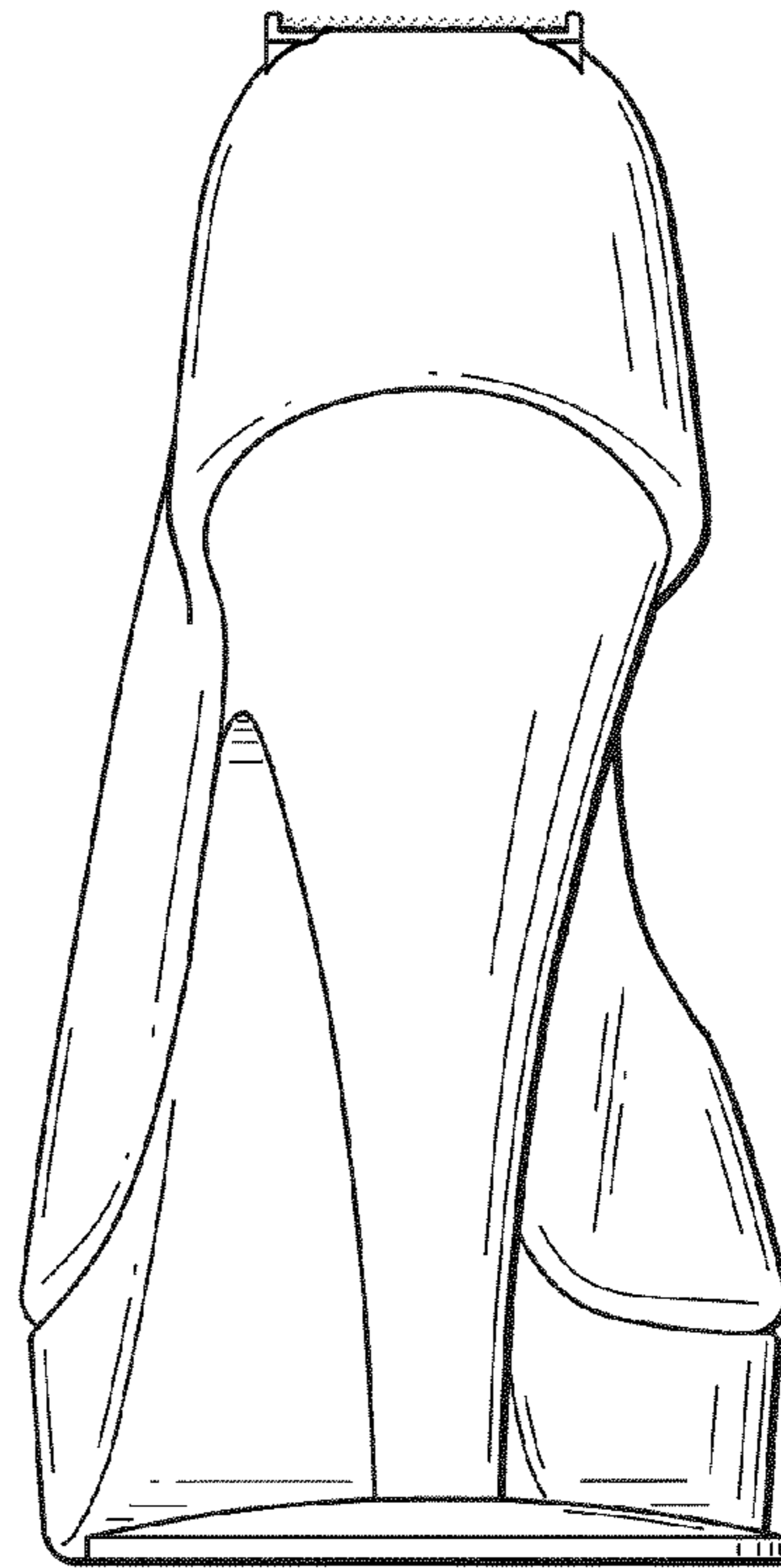


FIG. 5




FIG. 6

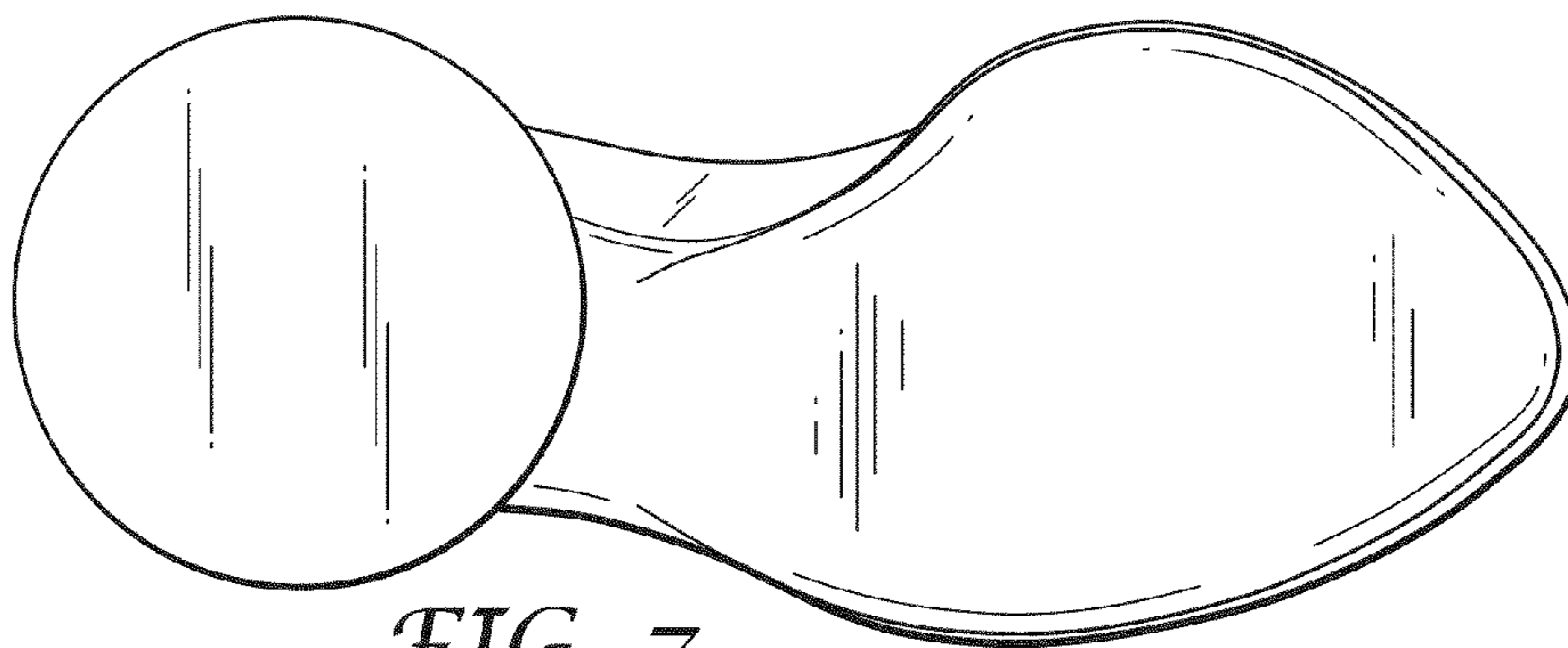


FIG. 7