



US00D636390S

(12) **United States Design Patent**
Andre et al.

(10) **Patent No.:** **US D636,390 S**
(45) **Date of Patent:** **** *Apr. 19, 2011**

(54) **ELECTRONIC DEVICE**

(75) Inventors: **Bartley K. Andre**, Menlo Park, CA (US); **Daniel J. Coster**, San Francisco, CA (US); **Daniele De Iuliis**, San Francisco, CA (US); **Richard P. Howarth**, San Francisco, CA (US); **Jonathan P. Ive**, San Francisco, CA (US); **Steve Jobs**, Palo Alto, CA (US); **Duncan Robert Kerr**, San Francisco, CA (US); **Shin Nishibori**, Portola Valley, CA (US); **Matthew Dean Rohrbach**, San Francisco, CA (US); **Peter Russell-Clarke**, San Francisco, CA (US); **Douglas B. Satzger**, Menlo Park, CA (US); **Calvin Q. Seid**, Palo Alto, CA (US); **Christopher J. Stringer**, Woodside, CA (US); **Eugene Antony Whang**, San Francisco, CA (US); **Rico Zorkendorfer**, San Francisco, CA (US)

(73) Assignee: **Apple Inc.**, Cupertino, CA (US)

(**) Term: **14 Years**

(21) Appl. No.: **29/284,308**

(22) Filed: **Sep. 5, 2007**

(51) **LOC (9) Cl.** **14-02**

(52) **U.S. Cl.** **D14/341**

(58) **Field of Classification Search** D14/341, D14/342, 343, 344, 345, 346, 347, 420, 426, D14/427, 432, 439, 440, 441, 448, 496, 125, D14/137, 129, 130, 138, 250, 389, 147, 218, D14/247, 248, 156; D10/65, 78, 104, 46; D13/168; D18/6, 7; D21/329, 686; D6/596, D6/601, 605; 455/90.3, 556.1, 556.2, 575.1, 455/575.3, 575.4; 379/433.01, 433.04, 433.06, 379/433.07; 361/814; 341/22; 345/169, 345/173

See application file for complete search history.

(56) **References Cited**

U.S. PATENT DOCUMENTS

D289,873 S 5/1987 Gemmell et al.
(Continued)

FOREIGN PATENT DOCUMENTS

EM 000569157-0005 5/2006
(Continued)

OTHER PUBLICATIONS

Samsung F700, announced Feb. 2007, [online], [retrieved on Feb. 8, 2007]. Retrieved from Internet, <http://www.gsmarena.com>.

(Continued)

Primary Examiner — Cathron C Brooks

Assistant Examiner — Barbara Fox

(74) *Attorney, Agent, or Firm* — Sterne, Kessler, Goldstein & Fox PLLC

(57) **CLAIM**

The ornamental design for an electronic device, substantially as shown and described.

DESCRIPTION

The patent or application file contains at least one drawing executed in color. Copies of this patent or patent application publication with color drawing(s) will be provided by the Office upon request and payment of the necessary fee.

FIG. 1 is a front perspective view of an electronic device showing our new design;

FIG. 2 is a rear perspective thereof;

FIG. 3 is a front view thereof;

FIG. 4 is a rear view thereof;

FIG. 5 is a left side view thereof;

FIG. 6 is right side view thereof;

FIG. 7 is a top plan view thereof;

FIG. 8 is a bottom plan view thereof; and,

FIG. 9 is an enlarged elevational view of a representative corner of the electronic device.

The broken lines shown in the drawings are for the purpose of illustrating unclaimed portions of the electronic device and form no part of the claimed design.

The surfaces of the electronic device shown in FIGS. 1–9 show different stippling to indicate contrasting materials.

A second embodiment, not shown because the figures would be the same as the figures in the first embodiment, is the same as the first embodiment except the light stippling represents anodized aluminum and the dark stippling represents polished steel.

1 Claim, 3 Drawing Sheets
(3 of 3 Drawing Sheet(s) Filed in Color)



U.S. PATENT DOCUMENTS

D337,569 S 7/1993 Kando
 D340,917 S * 11/1993 Sakaguchi et al. D14/345
 D346,793 S * 5/1994 Iino et al. D14/341
 D424,535 S 5/2000 Peltola
 D456,023 S 4/2002 Andre et al.
 D478,310 S * 8/2003 Andre et al. D13/110
 D478,546 S * 8/2003 Andre et al. D13/110
 D489,731 S 5/2004 Huang
 D498,754 S 11/2004 Blyth
 D499,423 S 12/2004 Bahroocha et al.
 D502,173 S 2/2005 Jung et al.
 D504,889 S 5/2005 Andre et al.
 D505,950 S 6/2005 Summit et al.
 D507,003 S 7/2005 Pai et al.
 D514,121 S 1/2006 Johnson
 D514,590 S * 2/2006 Naruki D14/203.3
 D515,082 S * 2/2006 Moskaluk et al. D14/341
 D519,116 S 4/2006 Tanaka et al.
 D519,523 S 4/2006 Chiu et al.
 D519,922 S * 5/2006 Andre et al. D13/110
 D520,020 S 5/2006 Senda et al.
 D527,379 S * 8/2006 Oe et al. D14/248
 D528,542 S 9/2006 Luminosu et al.
 D528,561 S 9/2006 Ka-Wei et al.
 D529,045 S 9/2006 Shin
 D532,791 S 11/2006 Kim
 D534,143 S 12/2006 Lheem
 D535,281 S * 1/2007 Yang D14/203.3
 D536,329 S * 2/2007 Lee D14/203.6
 D536,691 S 2/2007 Park
 D536,962 S * 2/2007 Tanner D9/424
 D538,822 S 3/2007 Andre et al.
 D541,298 S 4/2007 Andre et al.
 D541,299 S 4/2007 Andre et al.
 D542,771 S * 5/2007 Cho et al. D14/138 AB
 D546,313 S 7/2007 Lheem
 D548,732 S 8/2007 Cebe et al.
 D548,747 S 8/2007 Andre et al.
 D556,211 S 11/2007 Howard
 D557,238 S 12/2007 Kim
 D557,259 S * 12/2007 Hirsch D14/217
 D558,756 S 1/2008 Andre et al.
 D558,757 S 1/2008 Andre et al.
 D558,758 S 1/2008 Andre et al.
 D558,792 S 1/2008 Chigira
 D560,683 S 1/2008 Lee
 D560,686 S 1/2008 Kim
 D561,153 S 2/2008 Hong et al.
 D561,204 S * 2/2008 Toh D14/496
 D561,782 S 2/2008 Kim
 D562,285 S 2/2008 Lim
 D563,432 S * 3/2008 Kim D14/496
 D563,929 S 3/2008 Park
 D565,599 S * 4/2008 Jang et al. D14/496
 D569,830 S * 5/2008 Kwak D14/138 AD
 D570,839 S * 6/2008 Hofer et al. D14/341
 D580,387 S * 11/2008 Andre et al. D14/138 R

D584,303 S * 1/2009 Andre et al. D14/341
 2003/0125079 A1 * 7/2003 Park et al. 455/556
 2005/0130715 A1 6/2005 Fujisawa
 2006/0281501 A1 * 12/2006 Zuo et al. 455/575.1
 2007/0082718 A1 4/2007 Yoon et al.
 2008/0004085 A1 1/2008 Jung et al.

FOREIGN PATENT DOCUMENTS

KR 30-0452432 7/2007

OTHER PUBLICATIONS

Philips S900, announced Jun. 2006, [online], [retrieved on 02-20-07]. Retrieved from Internet, <http://www.gsmarena.com>.
 LG KE850 Prada, announced Jan. 2007, [online], [retrieved on Feb. 20, 2007]. Retrieved from Internet, <http://www.gsmarena.com>.
 Apple iPhone, announced Jan. 2007, [online], [retrieved on Mar. 12, 2007]. Retrieved from Internet, <http://www.gsmarena.com>.
 Tinnos PDA, posted May 19, 2006, [online], [retrieved on Aug. 22, 2007]. Retrieved from Internet, <http://www.mobilewhack.com>.
 Meizu M8, posted Jan. 29, 2007, [online], [retrieved on Sep. 13, 2007]. Retrieved from Internet, <http://www.engadget.com>.
 iPod U2 Special Edition, downloaded from http://ipod.wikia.com/wiki/iPod_U2_Special_Edition, Oct. 2004.
 "Apple Introduces the U2 iPod," Apple Corporation press Release, <http://www.apple.com/pr/library/2004/oct/26u2ipod.html>, Oct. 26, 2004.
 U.S. Appl. No. 29/270,887, Andre et al., Electronic Device, filed Jan. 8, 2007.
 U.S. Appl. No. 29/282,831, Andre et al., Electronic Device, filed Jul. 30, 2007.
 U.S. Appl. No. 29/282,832, Andre et al., Electronic Device, filed Jul. 30, 2007.
 U.S. Appl. No. 29/282,833, Andre et al., Electronic Device, filed Jul. 30, 2007.
 U.S. Appl. No. 29/282,834, Andre et al., Electronic Device, filed Jul. 30, 2007.
 U.S. Appl. No. 29/284,187, Andre et al., Electronic Device, filed Aug. 31, 2007.
 U.S. Appl. No. 29/284,188, Andre et al., Electronic Device, filed Aug. 31, 2007.
 U.S. Appl. No. 29/284,269, Andre et al., Electronic Device, filed Sep. 4, 2007.
 U.S. Appl. No. 29/284,271, Andre et al., Electronic Device, filed Sep. 4, 2007.
 U.S. Appl. No. 29/284,272, Andre et al., Electronic Device, filed Sep. 5, 2007.
 U.S. Appl. No. 29/284,276, Andre et al., Electronic Device, filed Sep. 5, 2007.
 U.S. Appl. No. 29/284,288, Andre et al., Electronic Device, filed Sep. 5, 2007.
 U.S. Appl. No. 29/284,310, Andre et al., Electronic Device, filed Sep. 5, 2007.
 U.S. Appl. No. 29/284,312, Andre et al., Electronic Device, filed Sep. 5, 2007.

* cited by examiner



FIG. 1




FIG. 2




FIG. 3




FIG. 4



FIG. 5



FIG. 6




FIG. 7




FIG. 8

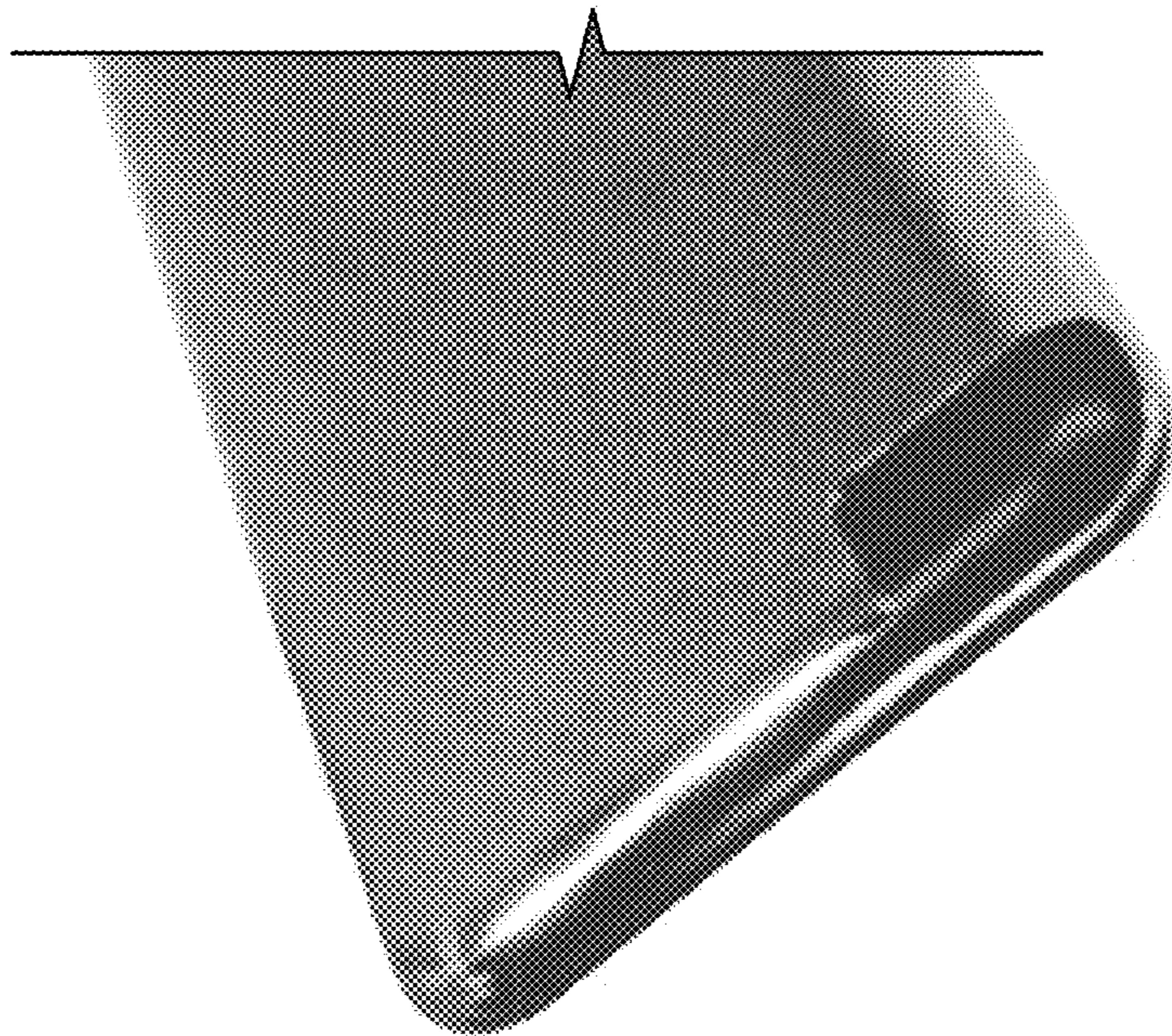


FIG. 9