



US00D636381S

(12) **United States Design Patent**
Liner

(10) **Patent No.:** **US D636,381 S**

(45) **Date of Patent:** **** Apr. 19, 2011**

(54) **HEADSET**

(75) Inventor: **Lina Ester Liner**, Helsinki (FI)

(73) Assignee: **Nokia Corporation**, Espoo (FI)

(**) Term: **14 Years**

(21) Appl. No.: **29/365,281**

(22) Filed: **Jul. 7, 2010**

(51) **LOC (9) Cl.** **14-01**

(52) **U.S. Cl.** **D14/223**

(58) **Field of Classification Search** D14/205,
D14/206, 223, 191, 188, 248, 203.6; 181/129,
181/130, 135; 379/430, 433.01, 433.03,
379/433.04; 381/382, 374, 377, 370, 378;
455/90.3, 575.1

See application file for complete search history.

(56) **References Cited**

U.S. PATENT DOCUMENTS

D392,620 S *	3/1998	Ashcraft et al.	D13/168
D434,410 S *	11/2000	Frye et al.	D14/248
D482,026 S *	11/2003	Helin	D14/248
D505,414 S *	5/2005	Ko et al.	D14/223
D535,974 S *	1/2007	Alwicker et al.	D14/188
D550,215 S *	9/2007	Udagawa et al.	D14/223
D555,151 S *	11/2007	Eklund	D14/223
D574,367 S	8/2008	Jaakkola et al.		
7,433,466 B2 *	10/2008	Mason	379/433.01
D581,396 S *	11/2008	Wikel et al.	D14/206
D582,897 S *	12/2008	Christopher et al.	D14/223
D588,113 S *	3/2009	Bradford	D14/223
D590,377 S *	4/2009	Bradford	D14/223
D590,814 S *	4/2009	Bradford	D14/223
D603,377 S *	11/2009	Chung	D14/223

D608,767 S *	1/2010	Liner	D14/225
D609,695 S *	2/2010	Cigliano et al.	D14/205
D616,873 S *	6/2010	Olivier	D14/223
D617,770 S *	6/2010	Sanguinetti et al.	D14/205
D617,779 S *	6/2010	Nylen	D14/223
D629,396 S *	12/2010	Andre et al.	D14/223
D630,620 S *	1/2011	Lee et al.	D14/223

OTHER PUBLICATIONS

Nokia BH 301, Nokia Corporation, 1 color sheet photographs, disclosed on or about Jun. 2007.

* cited by examiner

Primary Examiner — Paula Greene

(74) *Attorney, Agent, or Firm* — Banner & Witcoff, Ltd.

(57) **CLAIM**

The ornamental design for a headset, as shown and described.

DESCRIPTION

FIG. 1 is a perspective front view of a headset showing my new design;

FIG. 2 is a front view thereof;

FIG. 3 is a rear view thereof;

FIG. 4 is a left side view thereof;

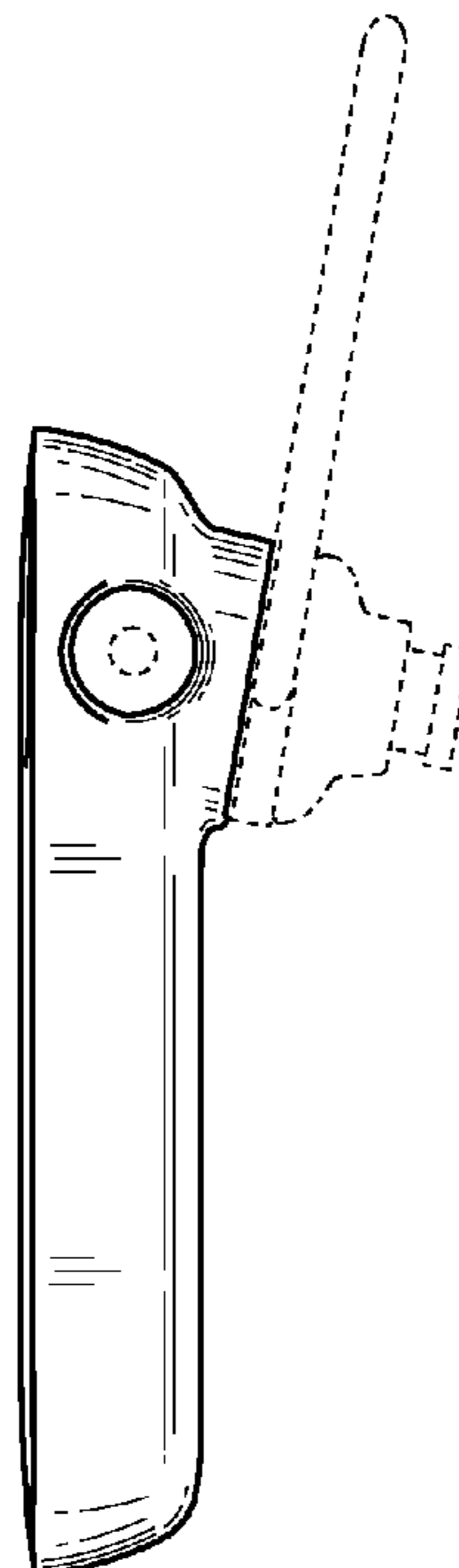
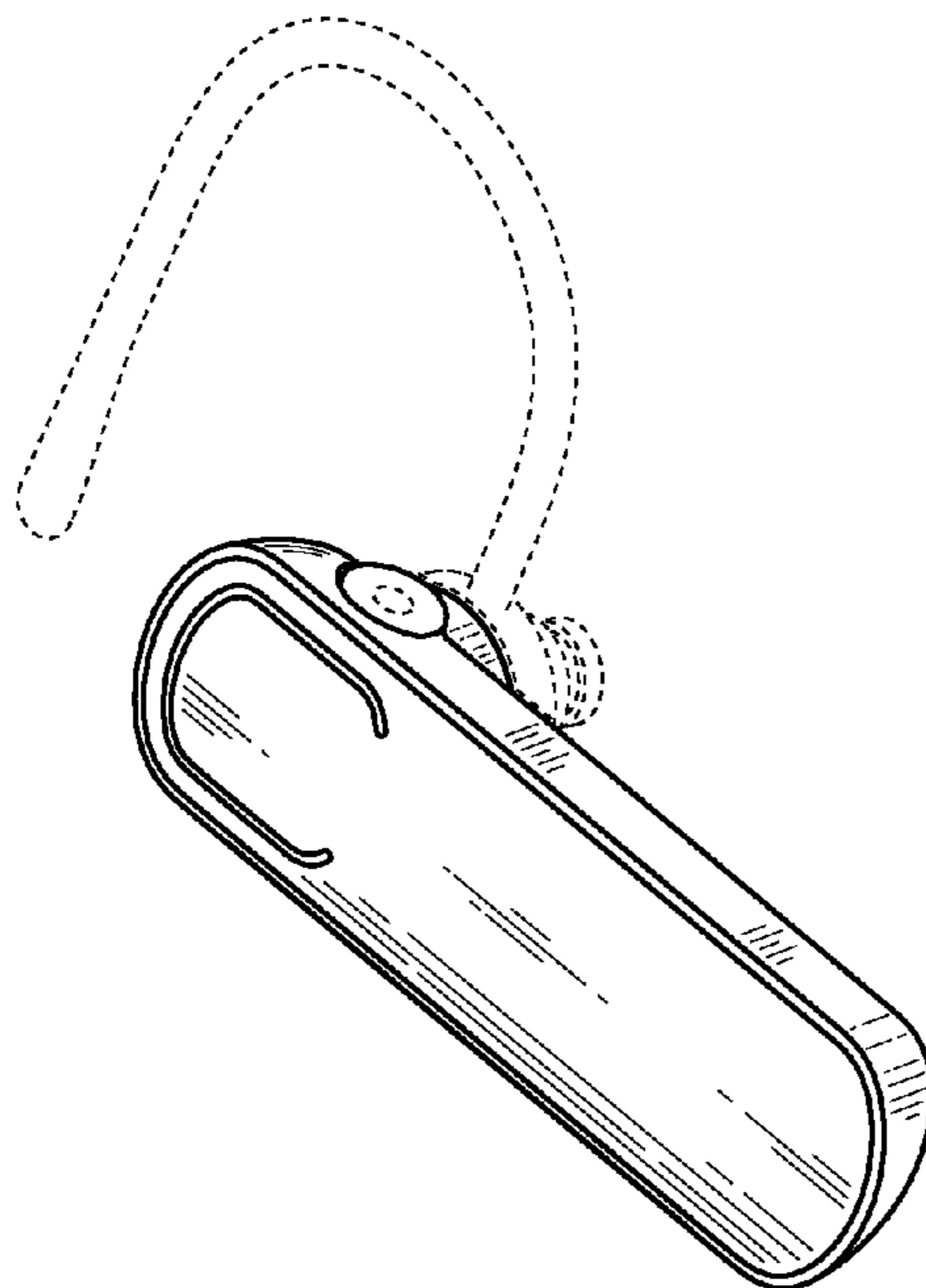
FIG. 5 is a right side view thereof;

FIG. 6 is a top view thereof; and,

FIG. 7 is a bottom view thereof.

The broken lines showing the environmental structure of the headset, and the unshaded areas within the broken lines of FIGS. 1-7, are for illustrative purposes only and form no part of the claimed design.

1 Claim, 2 Drawing Sheets



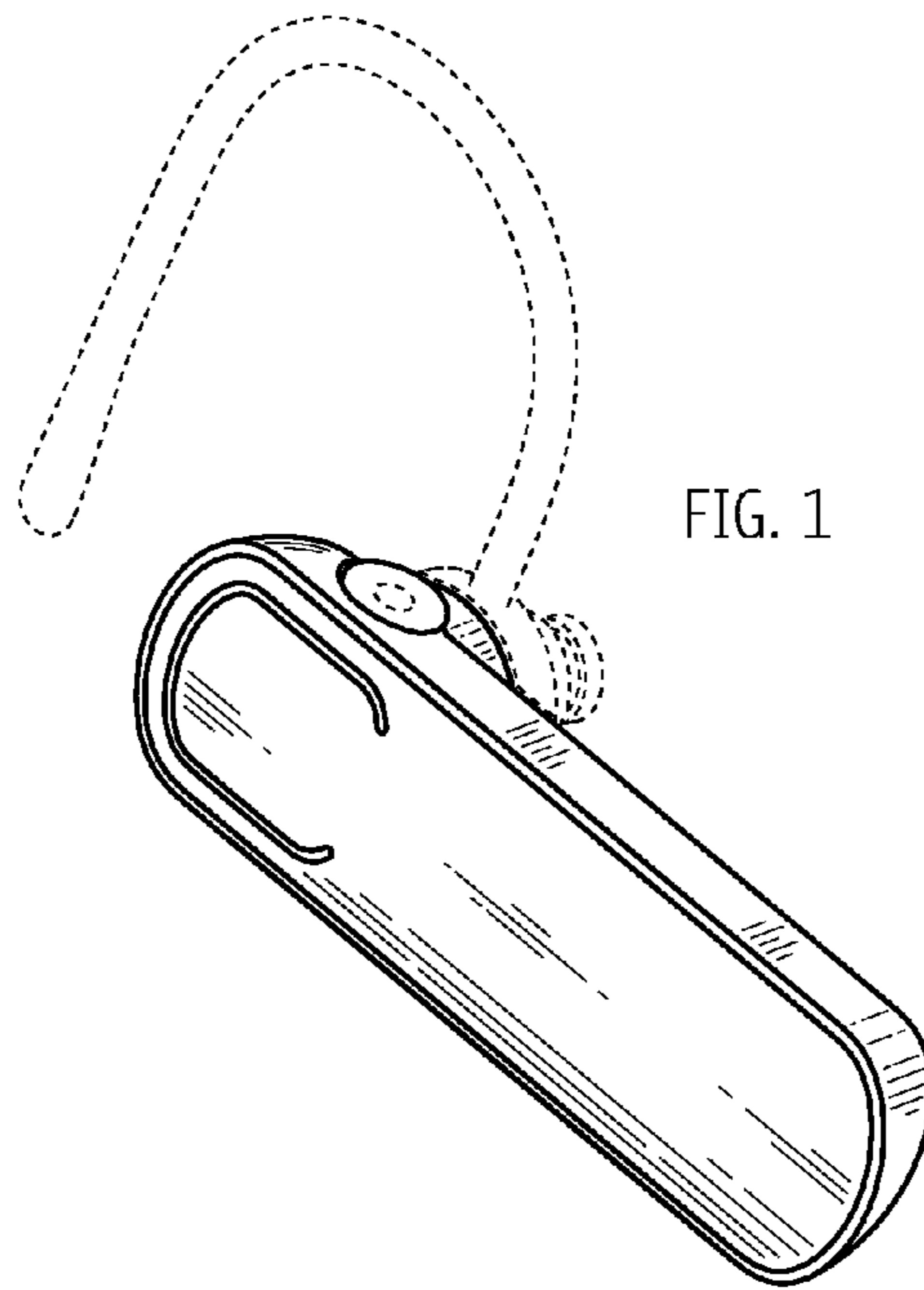


FIG. 1

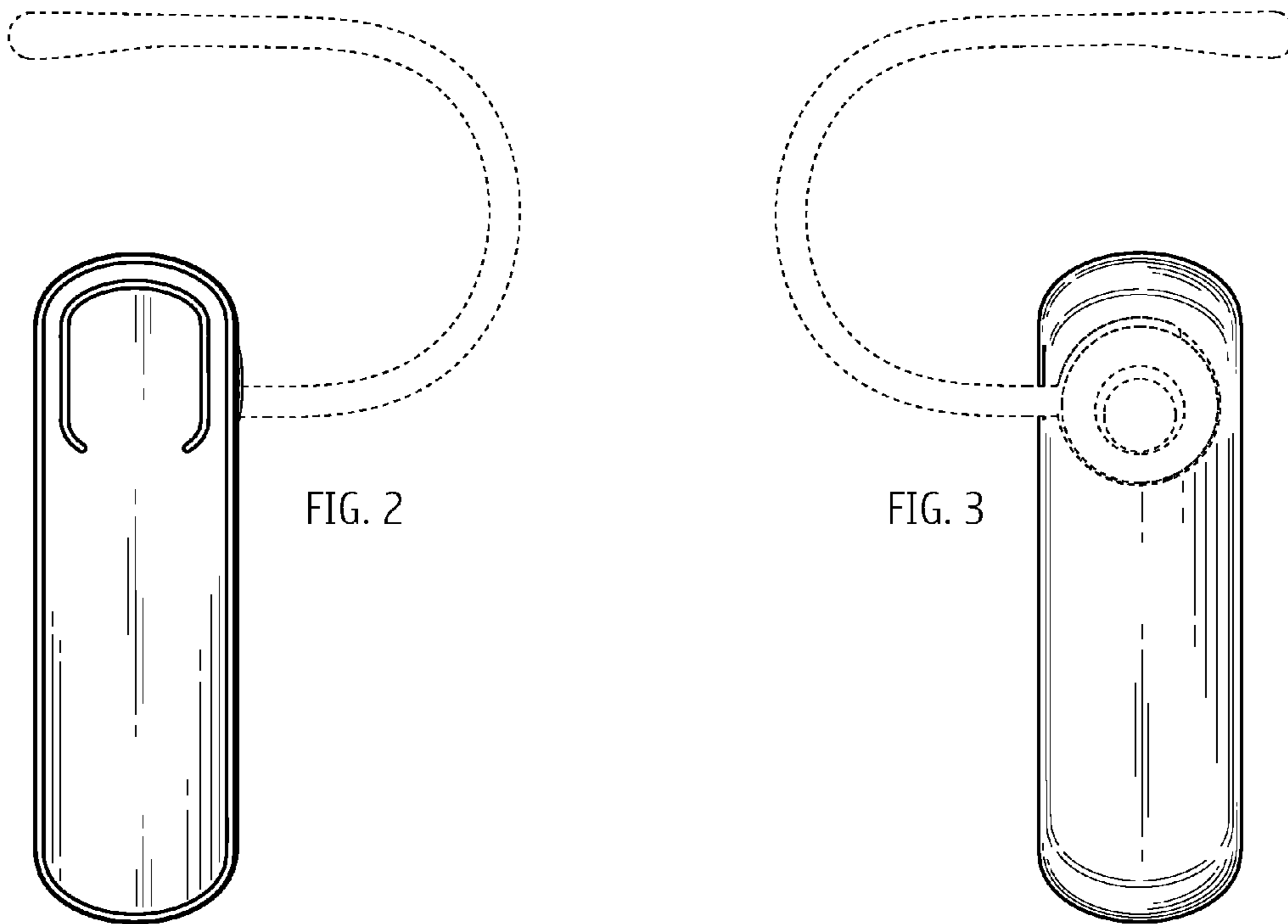


FIG. 2

FIG. 3

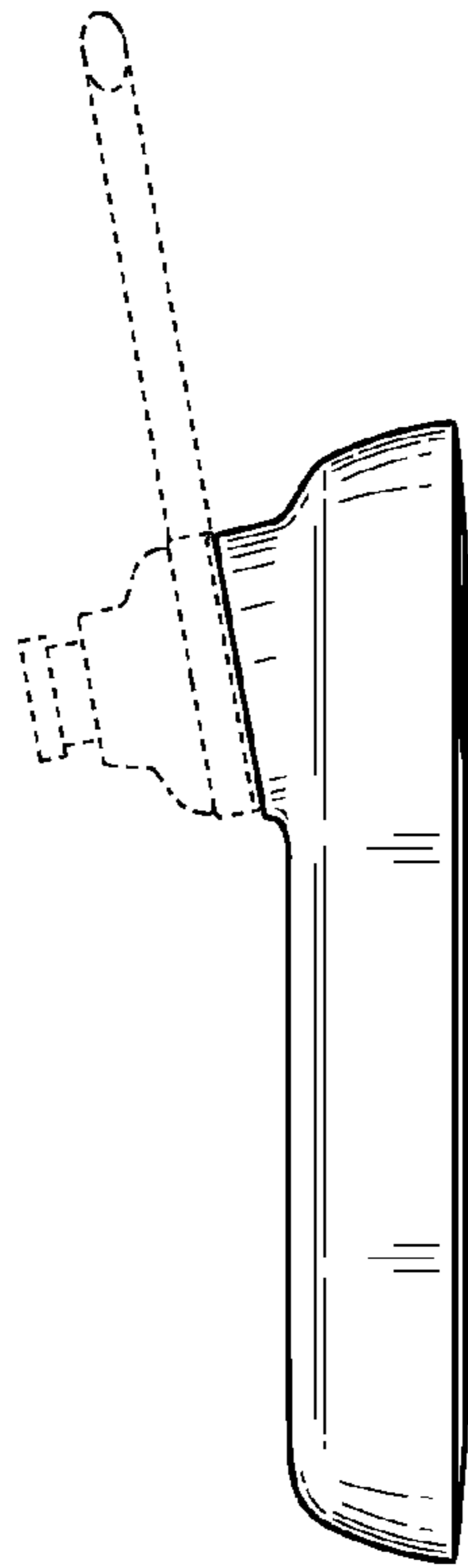


FIG. 4

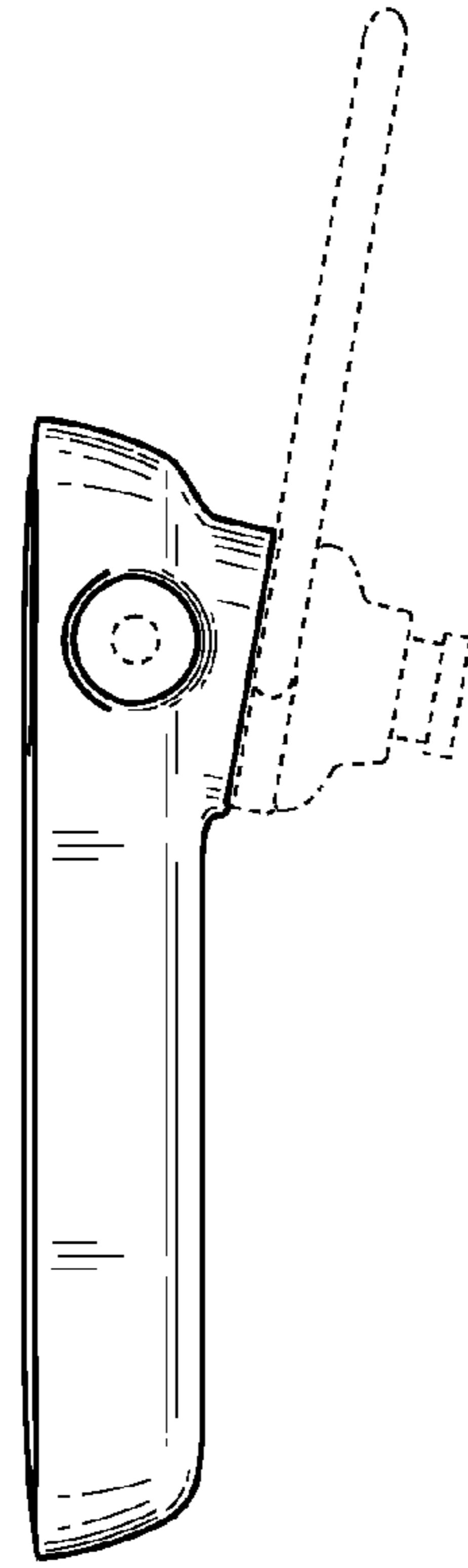


FIG. 5

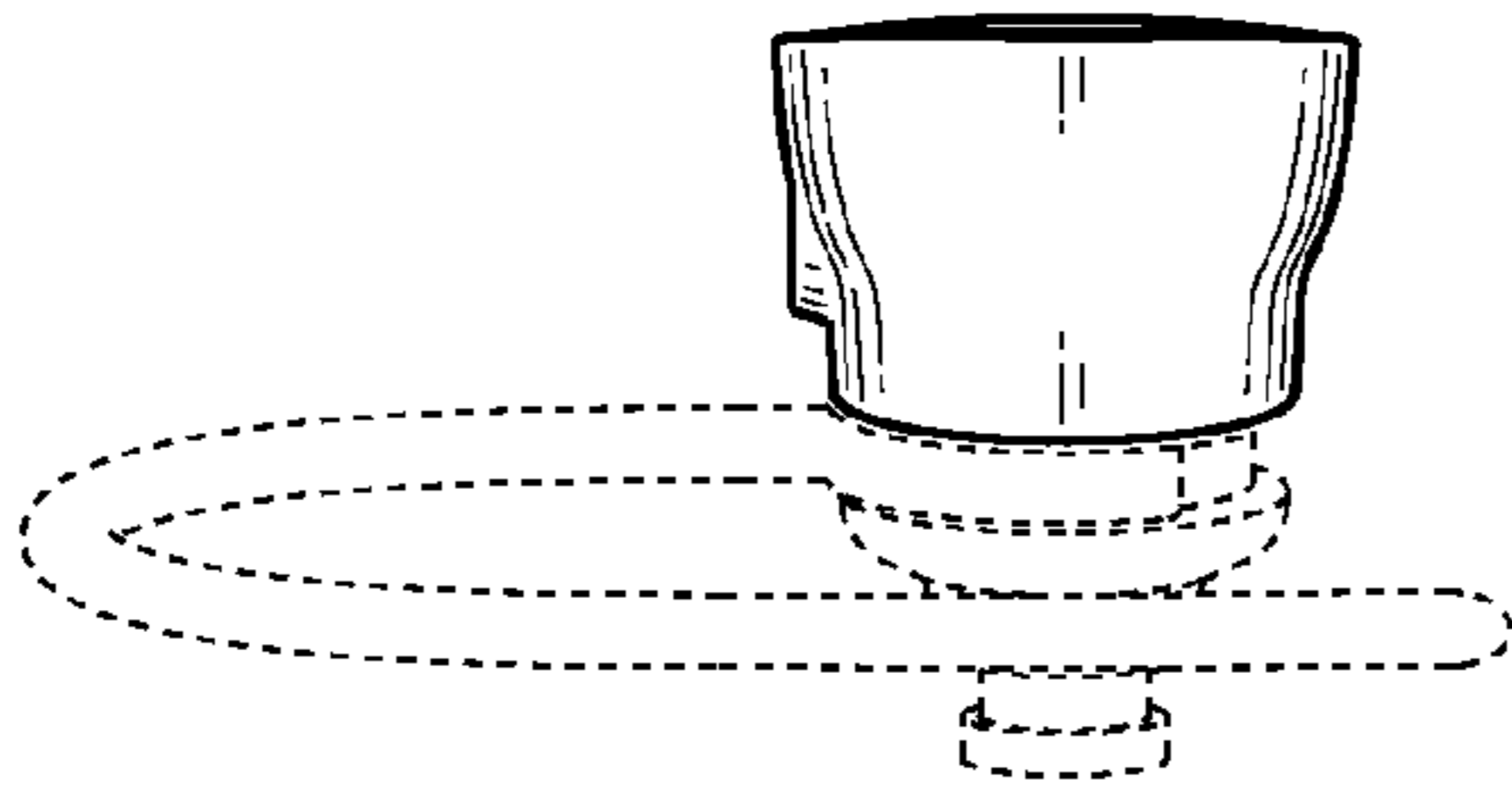


FIG. 6

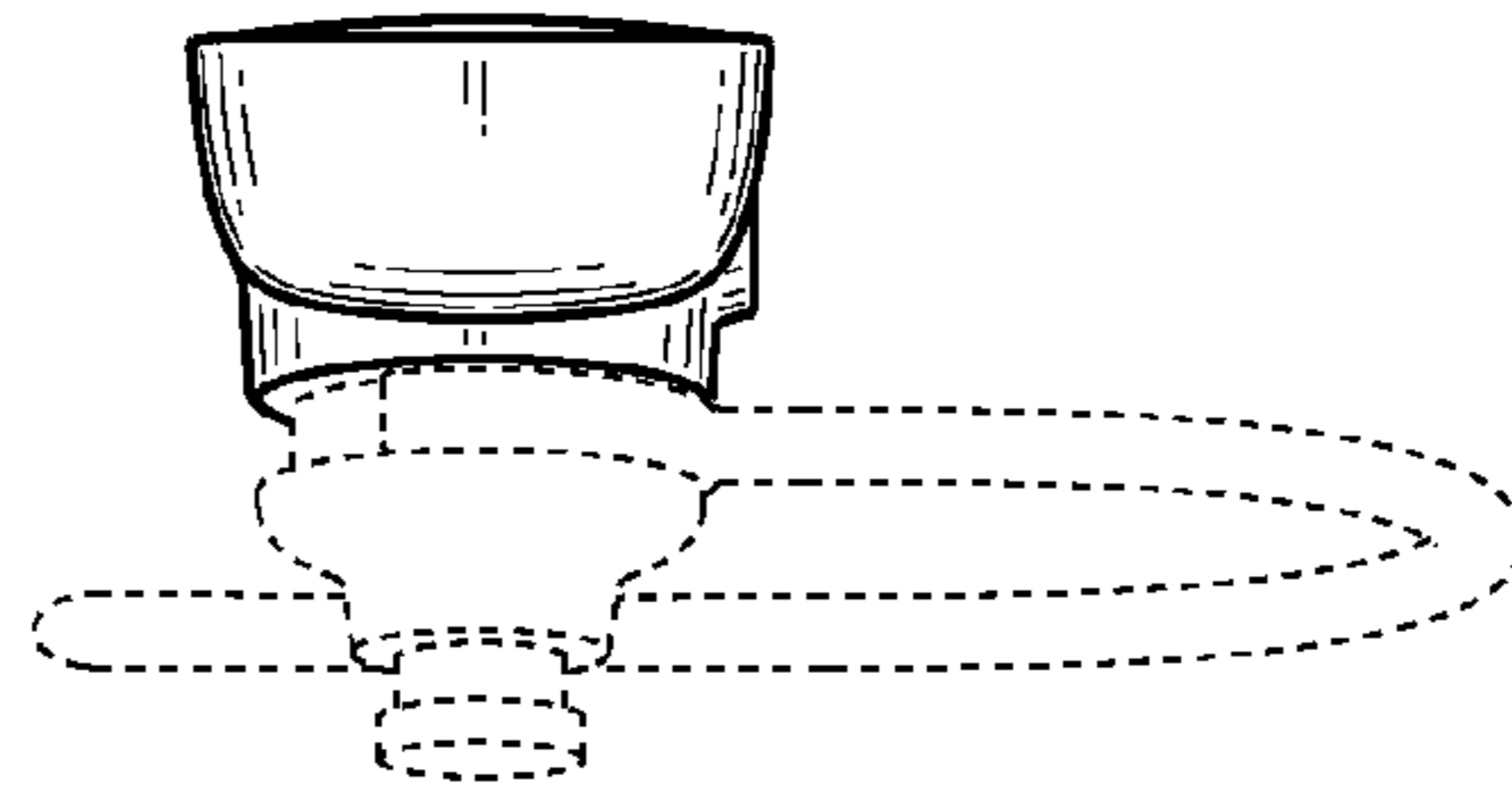


FIG. 7