



US00D636348S

(12) **United States Design Patent**
Lind, III et al.

(10) **Patent No.:** **US D636,348 S**
(45) **Date of Patent:** **** Apr. 19, 2011**

(54) **DIMMER SWITCH**

(75) Inventors: **Frederick J. Lind, III**, Emmaus, PA (US); **Gregory Altonen**, Easton, PA (US); **Elliot G. Jacoby**, Glenside, PA (US); **Noel Mayo**, Philadelphia, PA (US); **Joel S. Spira**, Coopersburg, PA (US)

(73) Assignee: **Lutron Electronics Co., Inc.**, Coopersburg, PA (US)

(**) Term: **14 Years**

(21) Appl. No.: **29/360,782**

(22) Filed: **Apr. 30, 2010**

(51) **LOC (9) Cl.** **13-03**

(52) **U.S. Cl.** **D13/162**

(58) **Field of Classification Search** D13/158, D13/162, 164, 168, 171, 173, 174, 177, 184, D13/199; 200/5 R, 5 A, 1 B, 42.01, 229, 200/237, 293, 296, 308, 310, 313-314, 329, 200/331, 341, 406, 513, 520, 530, 302.1, 200/302.2, 315, 344; 174/48, 52.1, 66; 338/198-200; D8/350-353; 361/620, 627
See application file for complete search history.

(56) **References Cited**

U.S. PATENT DOCUMENTS

D320,786 S	10/1991	Darnell et al.	
D323,488 S	1/1992	Darnell et al.	
D330,013 S *	10/1992	Wunsch	D13/168
D331,388 S *	12/1992	Dahnert et al.	D13/162
D353,798 S	12/1994	Bryde et al.	
D370,663 S	6/1996	Swain et al.	
D378,814 S	4/1997	Adams et al.	
D395,037 S	6/1998	Mayo et al.	
D436,579 S	1/2001	Mayo et al.	
D437,585 S	2/2001	Mayo et al.	
D450,043 S	11/2001	Mosebrook	
D453,742 S	2/2002	Butler et al.	

D460,052 S *	7/2002	Olen	D13/168
D461,782 S	8/2002	Butler et al.	
D462,332 S	9/2002	Mayo et al.	
D490,780 S	6/2004	Mayo et al.	
D505,922 S	6/2005	Mayo et al.	
D507,244 S	7/2005	Mayo et al.	
6,979,099 B2 *	12/2005	Harris et al.	362/184
D518,447 S	4/2006	Spira	
D527,711 S	9/2006	Spira et al.	
D538,756 S	3/2007	Mayo et al.	
D539,234 S	3/2007	Blair et al.	
D539,238 S	3/2007	Mayo et al.	
D564,978 S *	3/2008	Koury et al.	D13/168

(Continued)

OTHER PUBLICATIONS

U.S. Appl. No. 29/360,748, filed Apr. 30, 2010, Felegy, Jr. et al.

(Continued)

Primary Examiner — Thomas J Johannes

(74) *Attorney, Agent, or Firm* — Mark E. Rose; Philip N. Smith; Bridget L. McDonough

(57) **CLAIM**

We claim the ornamental design for a dimmer switch, as shown and described.

DESCRIPTION

FIG. 1 is a perspective view of a dimmer switch according to our new design.

FIG. 2 is a front view thereof.

FIG. 3 is a left side view thereof.


FIG. 4 is a right side view thereof.

FIG. 5 is a top view thereof; and,

FIG. 6 is a bottom view thereof.

The rear views form no part of the design and are omitted. The portions of the drawings appearing in broken line show unclaimed subject matter only and do not form a part of the claimed design.

1 Claim, 4 Drawing Sheets



US D636,348 S

Page 2

U.S. PATENT DOCUMENTS

D569,813 S * 5/2008 Charleux et al. D13/168
D592,606 S 5/2009 Felegy, Jr. et al.
D592,608 S 5/2009 Felegy, Jr. et al.
D592,611 S 5/2009 Altonen et al.
D596,143 S 7/2009 Felegy, Jr. et al.
D602,878 S * 10/2009 Coleman et al. D13/168
D604,702 S 11/2009 Felegy, Jr. et al.
D606,030 S 12/2009 Felegy, Jr. et al.
D608,305 S * 1/2010 Alexanderson D13/168
D611,432 S * 3/2010 Ducret D13/168
D614,589 S 4/2010 Altonen et al.
D615,046 S 5/2010 Felegy, Jr. et al.
D616,835 S 6/2010 Felegy, Jr. et al.

D616,836 S 6/2010 Felegy, Jr. et al.
D619,105 S 7/2010 Felegy, Jr. et al.
D619,106 S 7/2010 Felegy, Jr. et al.

OTHER PUBLICATIONS

U.S. Appl. No. 29/360,752, filed Apr. 30, 2010, Felegy, Jr. et al.
U.S. Appl. No. 29/360,753, filed Apr. 30, 2010, Altonen et al.
U.S. Appl. No. 29/360,755, filed Apr. 30, 2010, Felegy, Jr. et al.
U.S. Appl. No. 29/360,784, filed Apr. 30, 2010, Lind, III et al.
U.S. Appl. No. 29/363,118, filed Jun. 4, 2010, Blair et al.
U.S. Appl. No. 29/363,120, filed Jun. 4, 2010, Blair et al.

* cited by examiner




Fig. 1

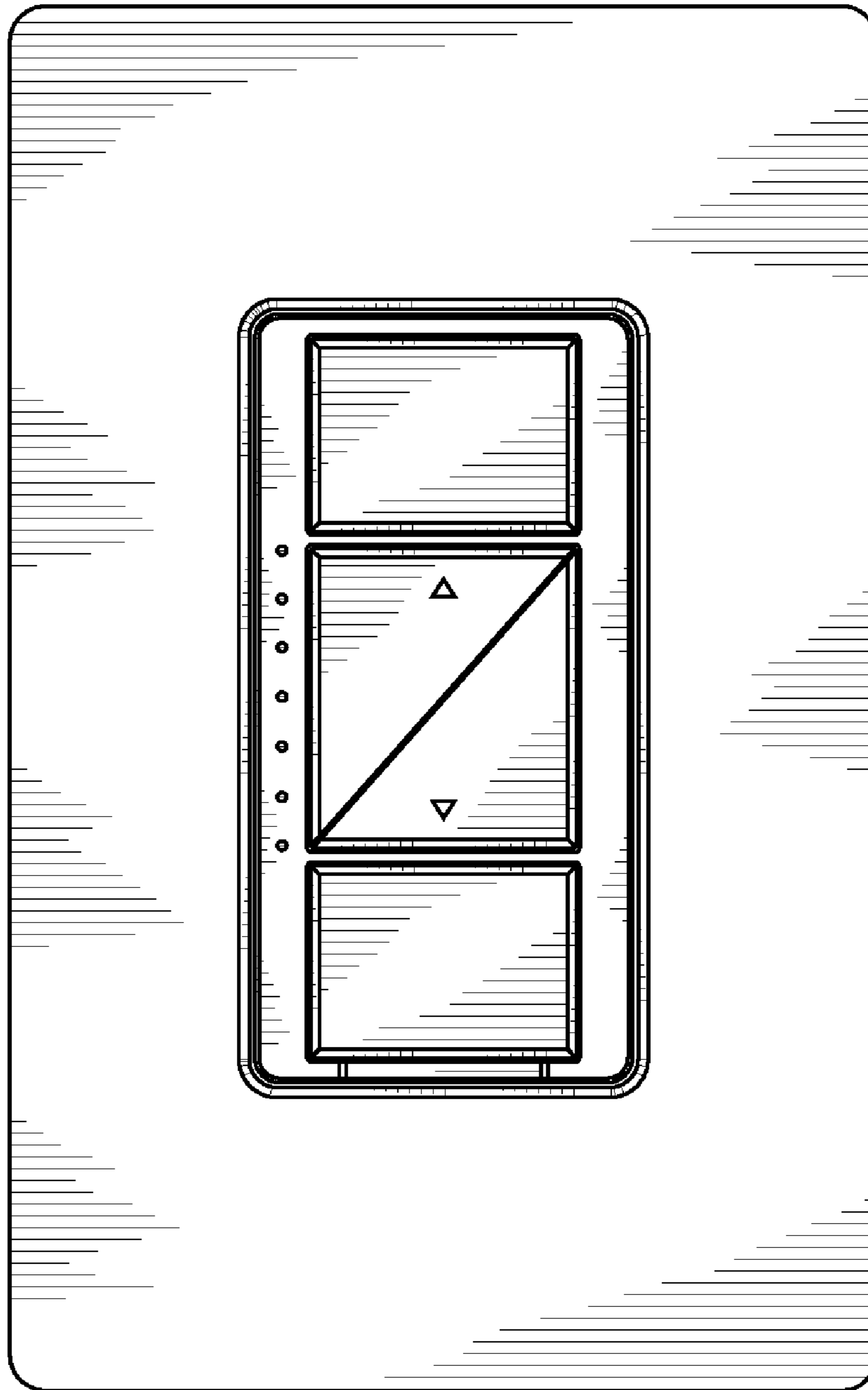


Fig. 2

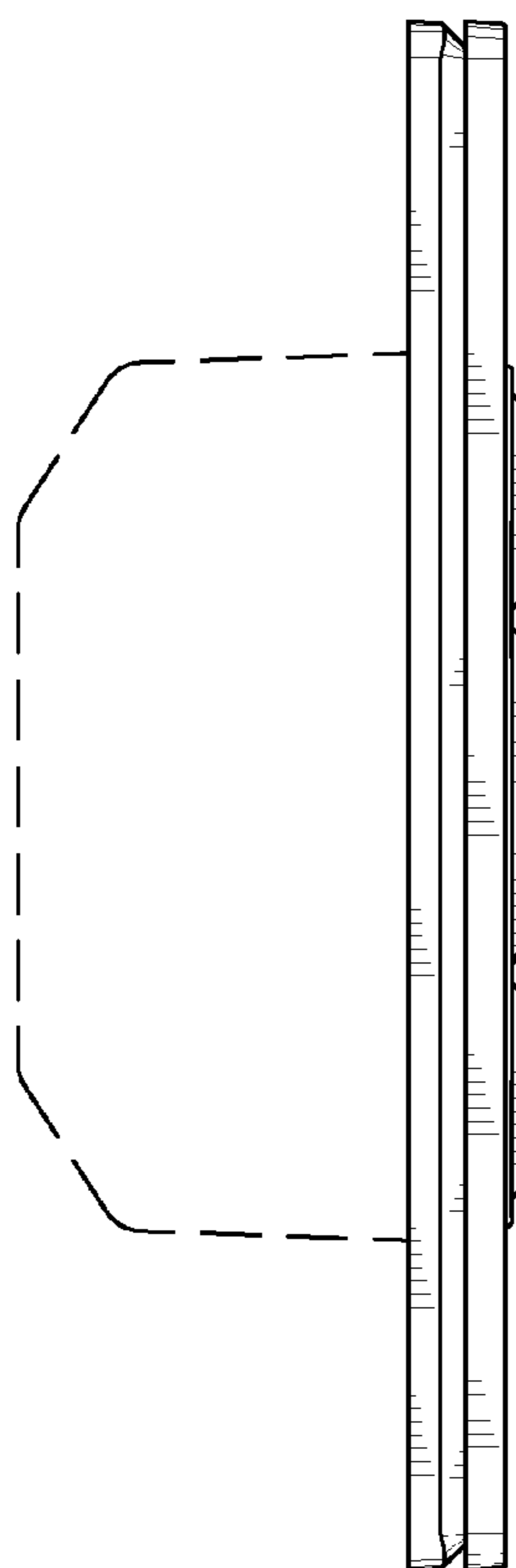


Fig. 3

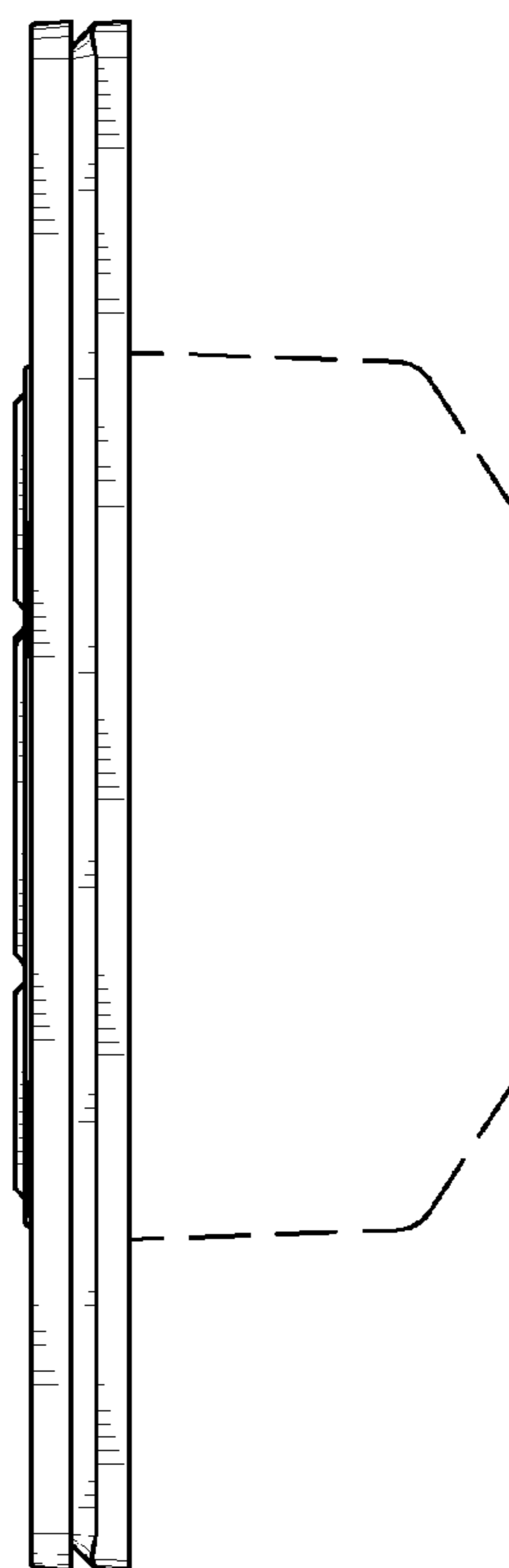


Fig. 4

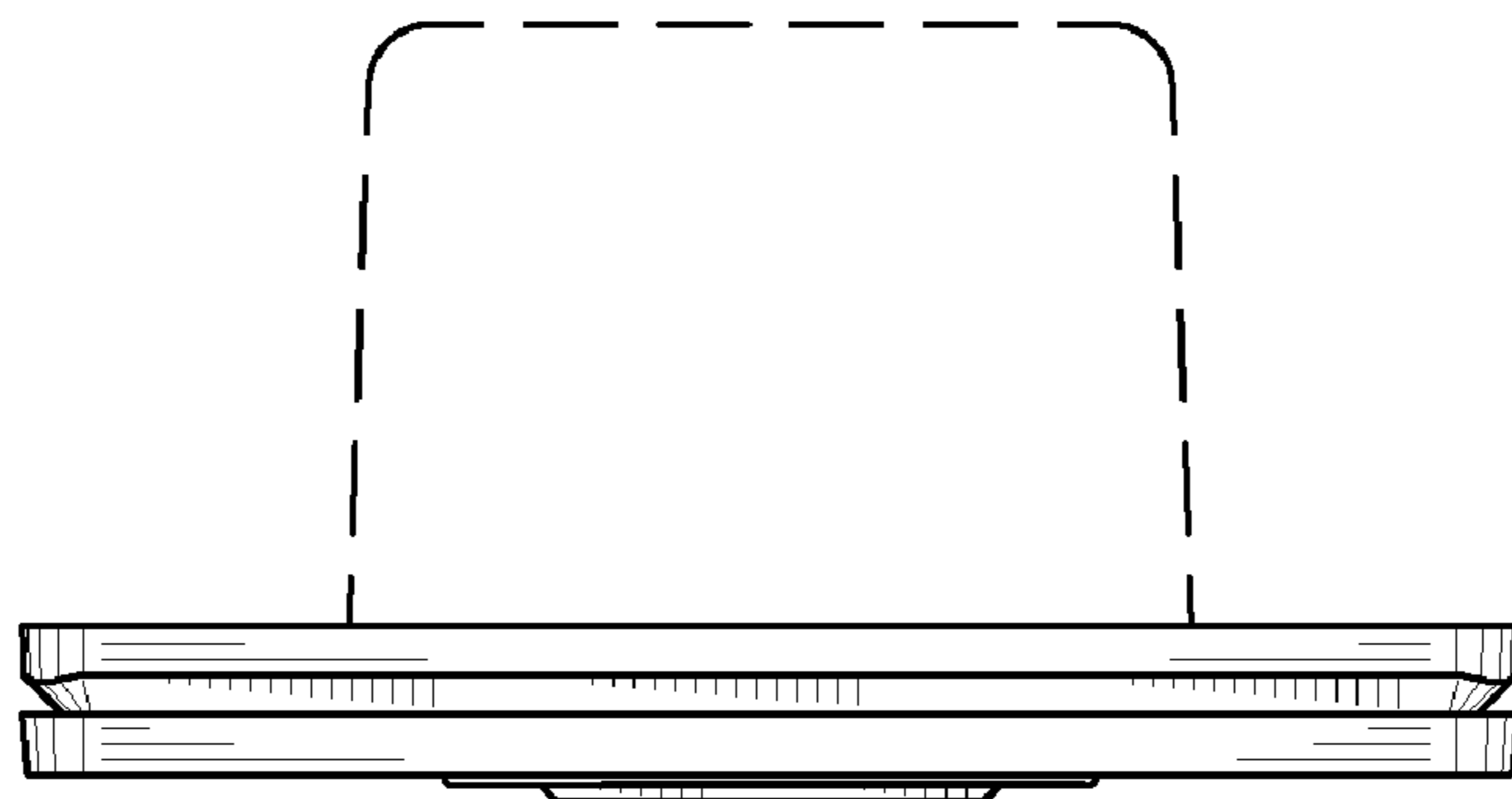


Fig. 5

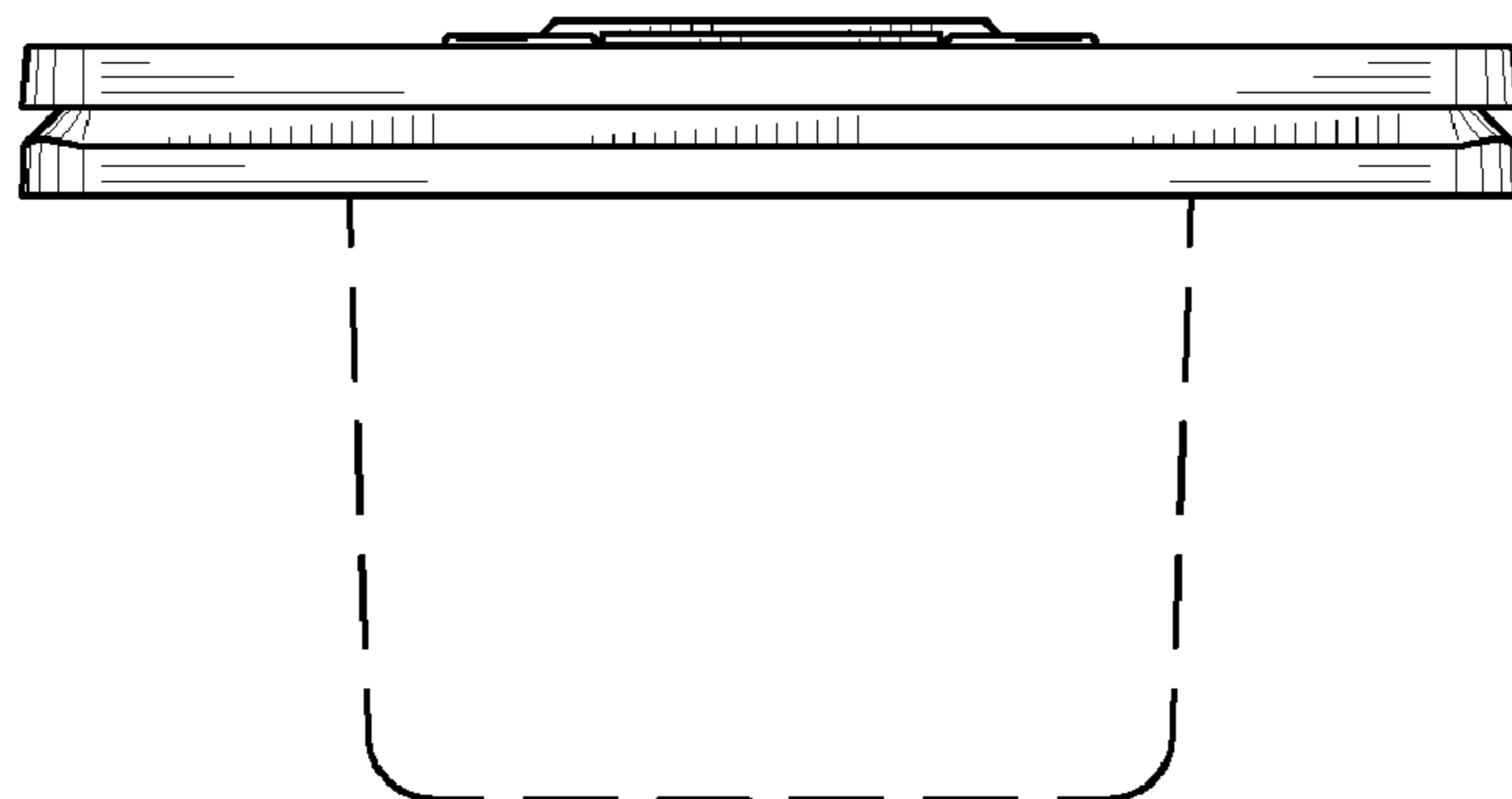


Fig. 6