

US00D636312S

(12) **United States Design Patent**  
**Matei et al.**

(10) **Patent No.:** **US D636,312 S**  
(45) **Date of Patent:** **\*\* Apr. 19, 2011**

(54) **VEHICLE SIDE SILL**

(75) Inventors: **Catalin Matei**, Redondo Beach, CA  
(US); **Glenn Earl Simmons**, Torrance,  
CA (US)

(73) Assignee: **Honda Motor Co., Ltd.**, Tokyo (JP)

(\*\*) Term: **14 Years**

(21) Appl. No.: **29/363,674**

(22) Filed: **Jun. 11, 2010**

**Related U.S. Application Data**

(63) Continuation-in-part of application No. 29/355,682,  
filed on Feb. 11, 2010.

(51) **LOC (9) Cl.** ..... **12-08**

(52) **U.S. Cl.** ..... **D12/190**

(58) **Field of Classification Search** ..... D12/190,  
D12/181, 196, 400, 114, 86; 293/144, 102;  
280/163, 164.1, 166, 169, 828, 848, 762,  
280/153.5

See application file for complete search history.

(56) **References Cited**

**U.S. PATENT DOCUMENTS**

D297,230 S \* 8/1988 Huff ..... D12/203  
D342,476 S \* 12/1993 Beckett ..... D12/203

D399,465 S \* 10/1998 Saleen ..... D12/190  
D418,468 S \* 1/2000 Saleen et al. .... D12/190  
D472,861 S \* 4/2003 Saleen ..... D12/190  
D484,080 S \* 12/2003 Yamamoto et al. .... D12/190  
D539,200 S \* 3/2007 Chan ..... D12/190  
D598,830 S \* 8/2009 Stahel et al. .... D12/190  
D599,264 S \* 9/2009 Akasawa et al. .... D12/181  
D600,184 S \* 9/2009 Baum ..... D12/190  
D617,255 S \* 6/2010 Tezak et al. .... D12/400

\* cited by examiner

*Primary Examiner* — Caron Veynar

*Assistant Examiner* — Katrina A Kile

(74) *Attorney, Agent, or Firm* — Plumsea Law Group, LLP;  
Mark E. Duell

(57) **CLAIM**

The ornamental design for a vehicle side sill, as shown and  
described.

**DESCRIPTION**

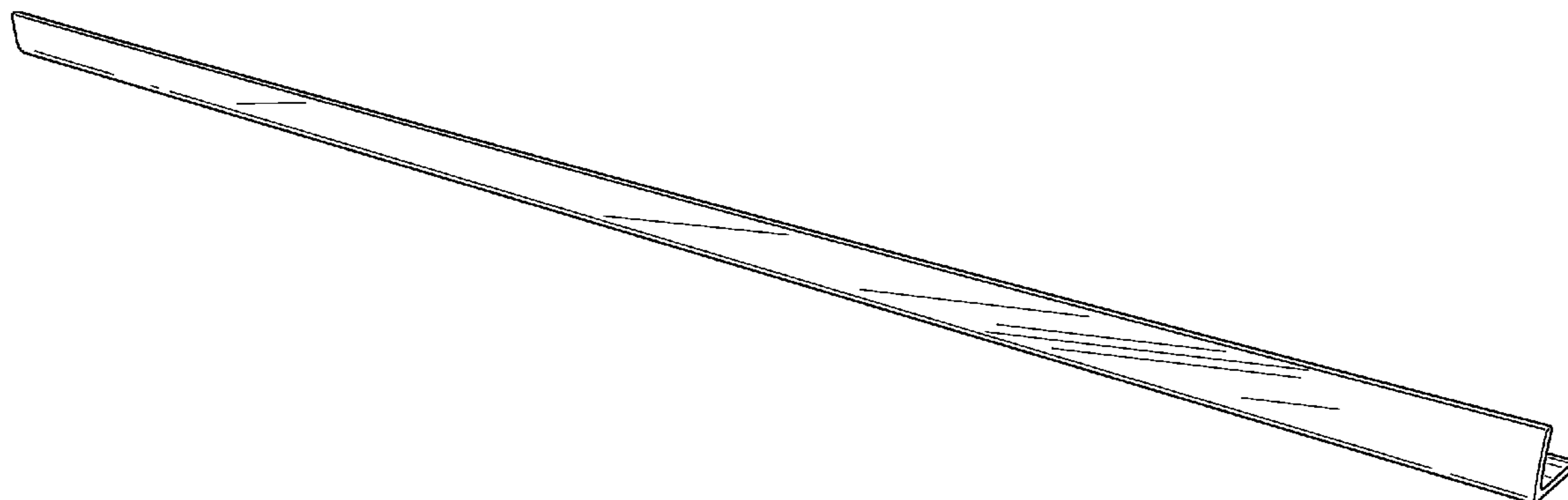
FIG. 1 is a perspective view of a vehicle side sill showing our  
new design;

FIG. 2 is a top plan view thereof;

FIG. 3 is an end elevational view thereof, depicted from the  
left end of FIGS. 1 and 4; and,

FIG. 4 is an elevational view thereof.

**1 Claim, 2 Drawing Sheets**



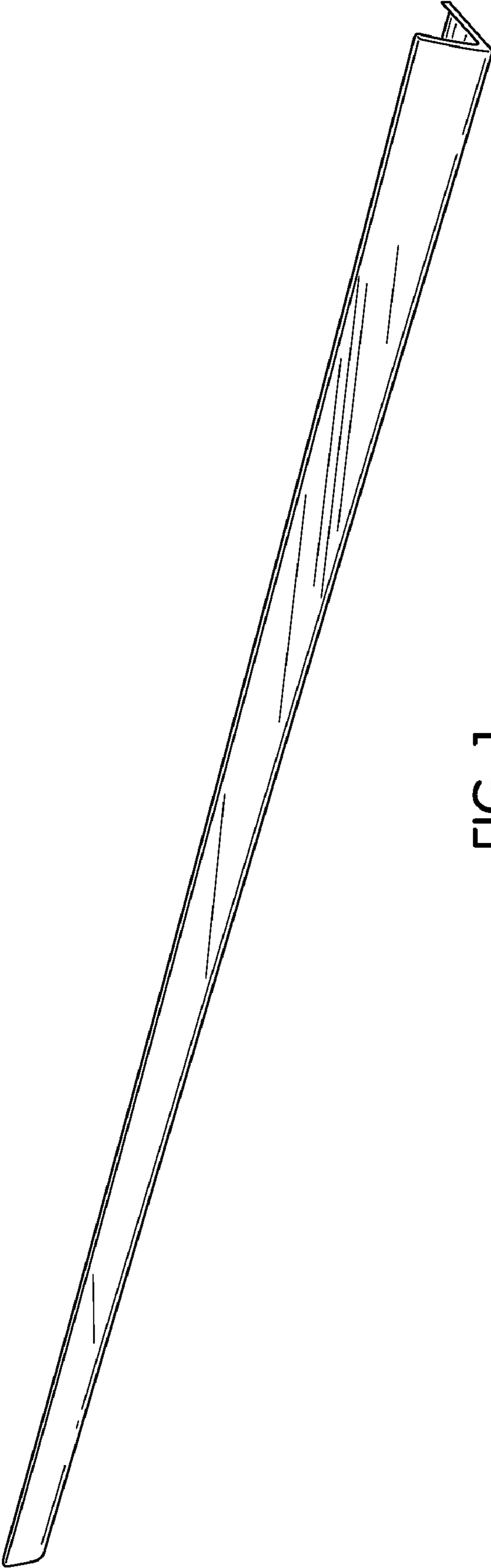


FIG. 1




FIG. 2

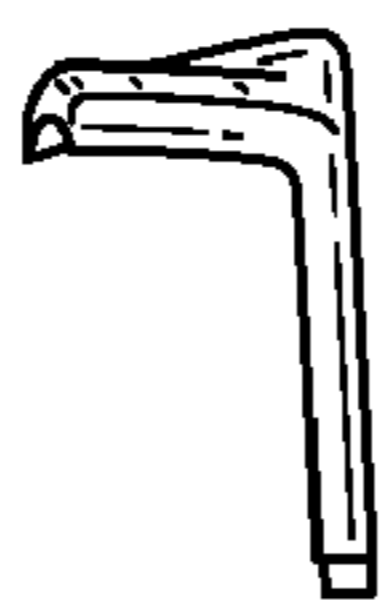


FIG. 3



FIG. 4