



US00D636310S

(12) **United States Design Patent**
Matei et al.

(10) **Patent No.:** **US D636,310 S**
(45) **Date of Patent:** **** Apr. 19, 2011**

(54) **VEHICLE MIRROR**

(75) Inventors: **Catalin Matei**, Redondo Beach, CA
(US); **Roger Alan Brown**, Corona, CA
(US)

(73) Assignee: **Honda Motor Co., Ltd.**, Tokyo (JP)

(**) Term: **14 Years**

(21) Appl. No.: **29/363,633**

(22) Filed: **Jun. 11, 2010**

Related U.S. Application Data

(63) Continuation-in-part of application No. 29/355,682,
filed on Feb. 11, 2010.

(51) **LOC (9) Cl.** **12-16**

(52) **U.S. Cl.** **D12/187**

(58) **Field of Classification Search** D12/187,
D12/188, 189, 401; D6/300; 359/841, 838,
359/842-844, 868, 871, 604, 881, 514, 866;
248/479-483, 475.1

See application file for complete search history.

(56) **References Cited**

U.S. PATENT DOCUMENTS

7,104,662	B2 *	9/2006	Kawanishi	359/871
D545,739	S *	7/2007	Sasaki et al.	D12/187
D571,698	S *	6/2008	Imai et al.	D12/187
D586,276	S *	2/2009	Pfeiffer	D12/187
7,490,946	B1 *	2/2009	Foote et al.	359/841
D593,468	S *	6/2009	Wagner et al.	D12/187
D598,349	S *	8/2009	Kato et al.	D12/187
D603,774	S *	11/2009	Chen	D12/187

D619,065	S *	7/2010	Bennett et al.	D12/187
D620,408	S *	7/2010	Elliott et al.	D12/187
D621,313	S *	8/2010	Kimura et al.	D12/187
2002/0048100	A1 *	4/2002	Hoek	359/870
2004/0218272	A1 *	11/2004	Boddy	359/512
2005/0195074	A1 *	9/2005	Kano	340/475
2005/0200987	A1 *	9/2005	Pavao	359/871
2005/0254153	A1 *	11/2005	Kawanishi	359/879
2006/0056086	A1 *	3/2006	Hannah	359/843
2008/0310041	A1 *	12/2008	Sinelli et al.	359/879
2009/0244744	A1 *	10/2009	Okamoto et al.	359/872
2010/0213736	A1 *	8/2010	Lynam et al.	296/146.1
2010/0264289	A1 *	10/2010	Schmierer	248/475.1

* cited by examiner

Primary Examiner — Caron Veynar

Assistant Examiner — Katrina A Kile

(74) *Attorney, Agent, or Firm* — Plumsea Law Group, LLC;
Mark E. Duell

(57) **CLAIM**

The ornamental design for a vehicle mirror, as shown and described.

DESCRIPTION

The contents of concurrently filed application Ser. No. 29/363,626 are also hereby incorporated by reference.

FIG. 1 is a perspective view of a vehicle mirror showing our new design;

FIG. 2 is a rear perspective view thereof;

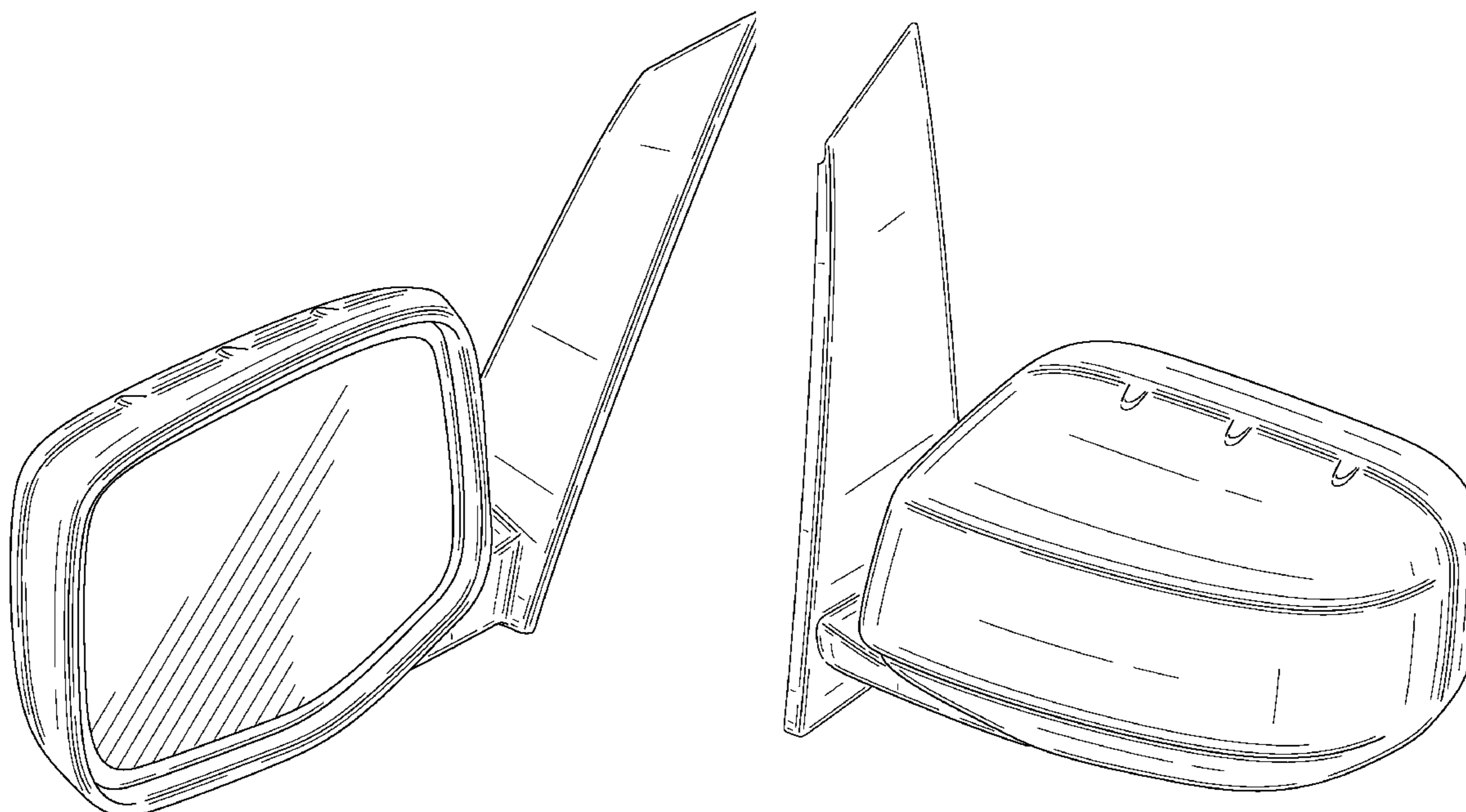
FIG. 3 is a front elevational view thereof;

FIG. 4 is a rear elevational view thereof;

FIG. 5 is a side elevational view thereof; and,

FIG. 6 is a top plan view thereof.

1 Claim, 6 Drawing Sheets



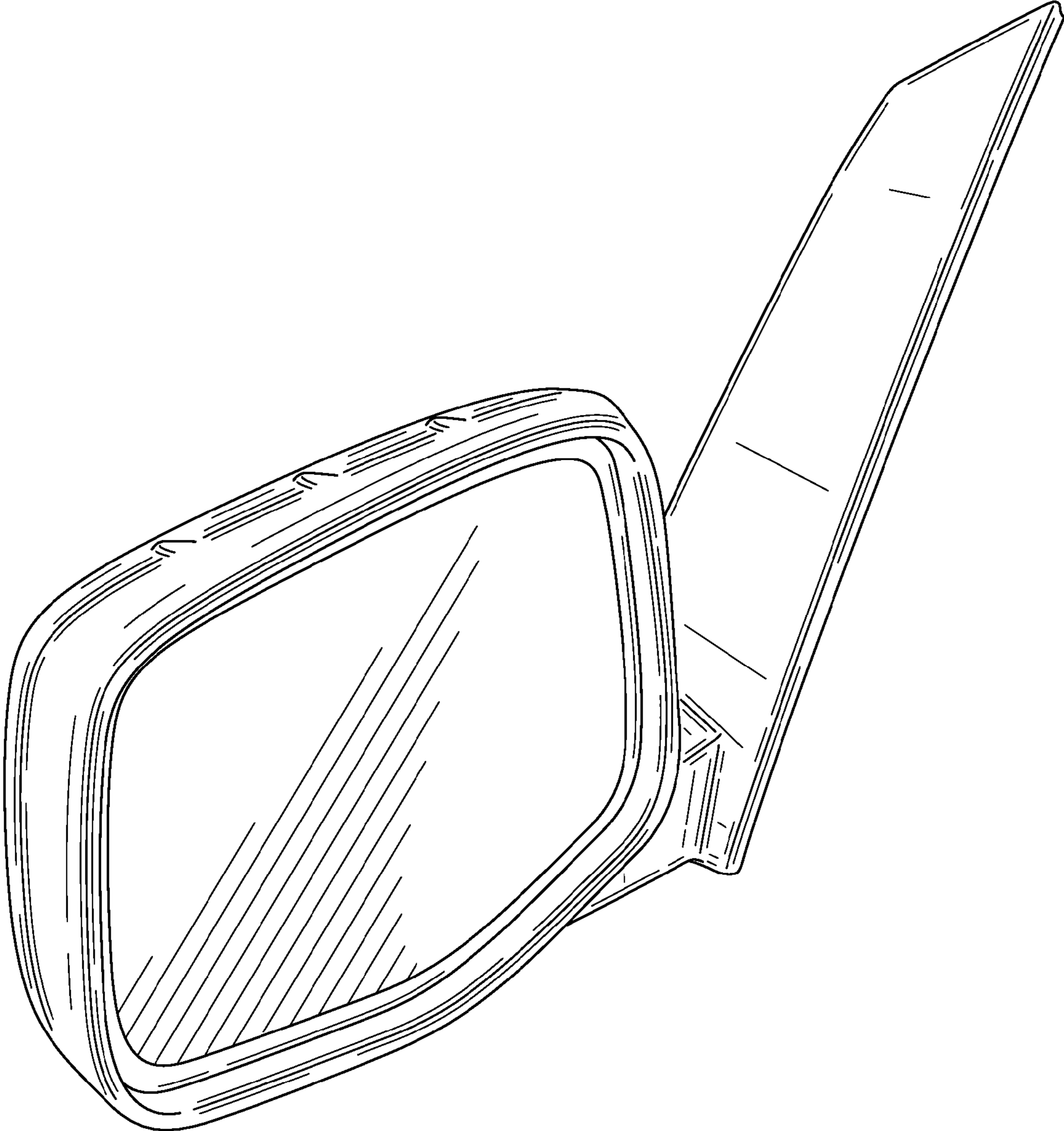


FIG. 1

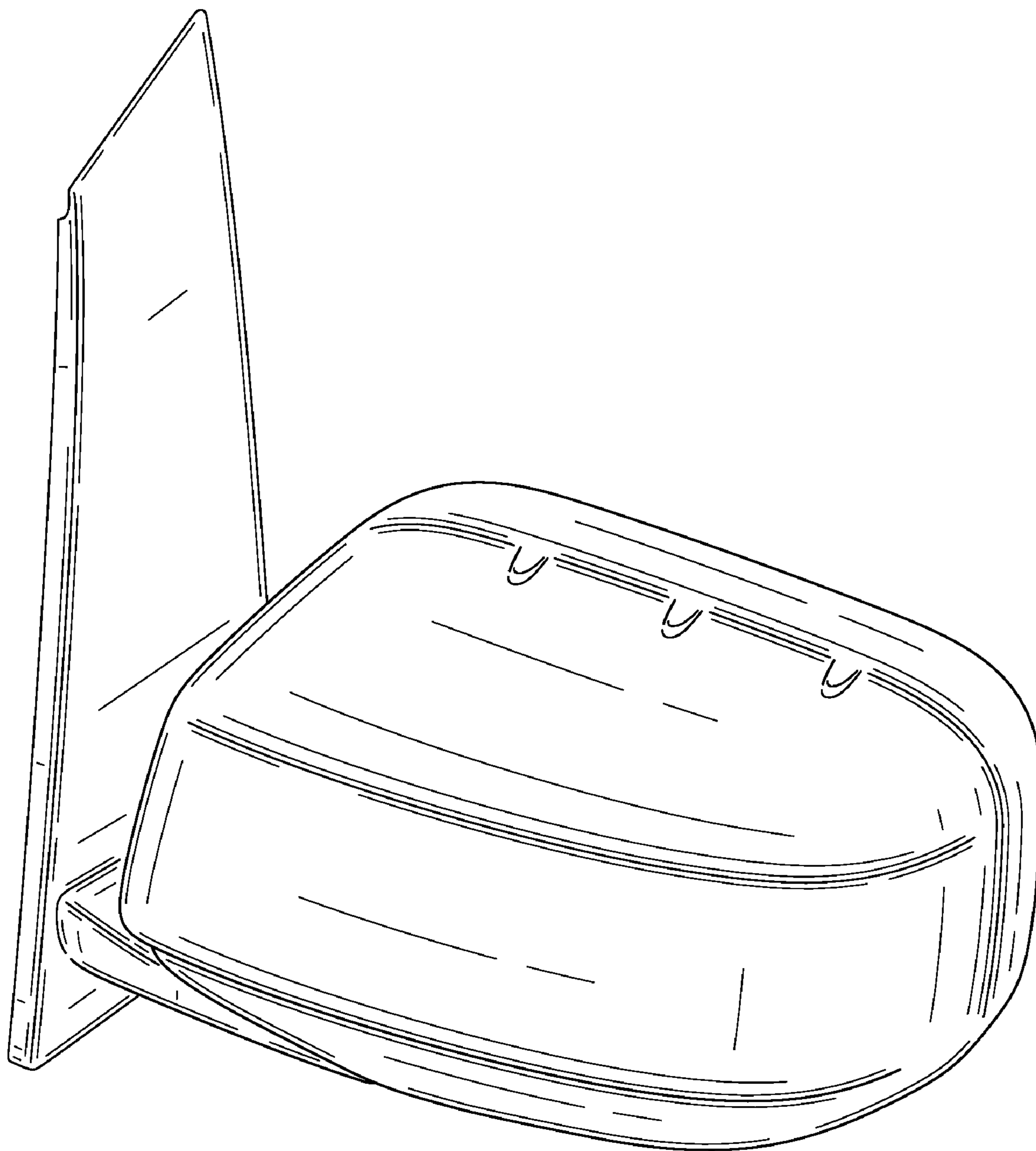


FIG. 2

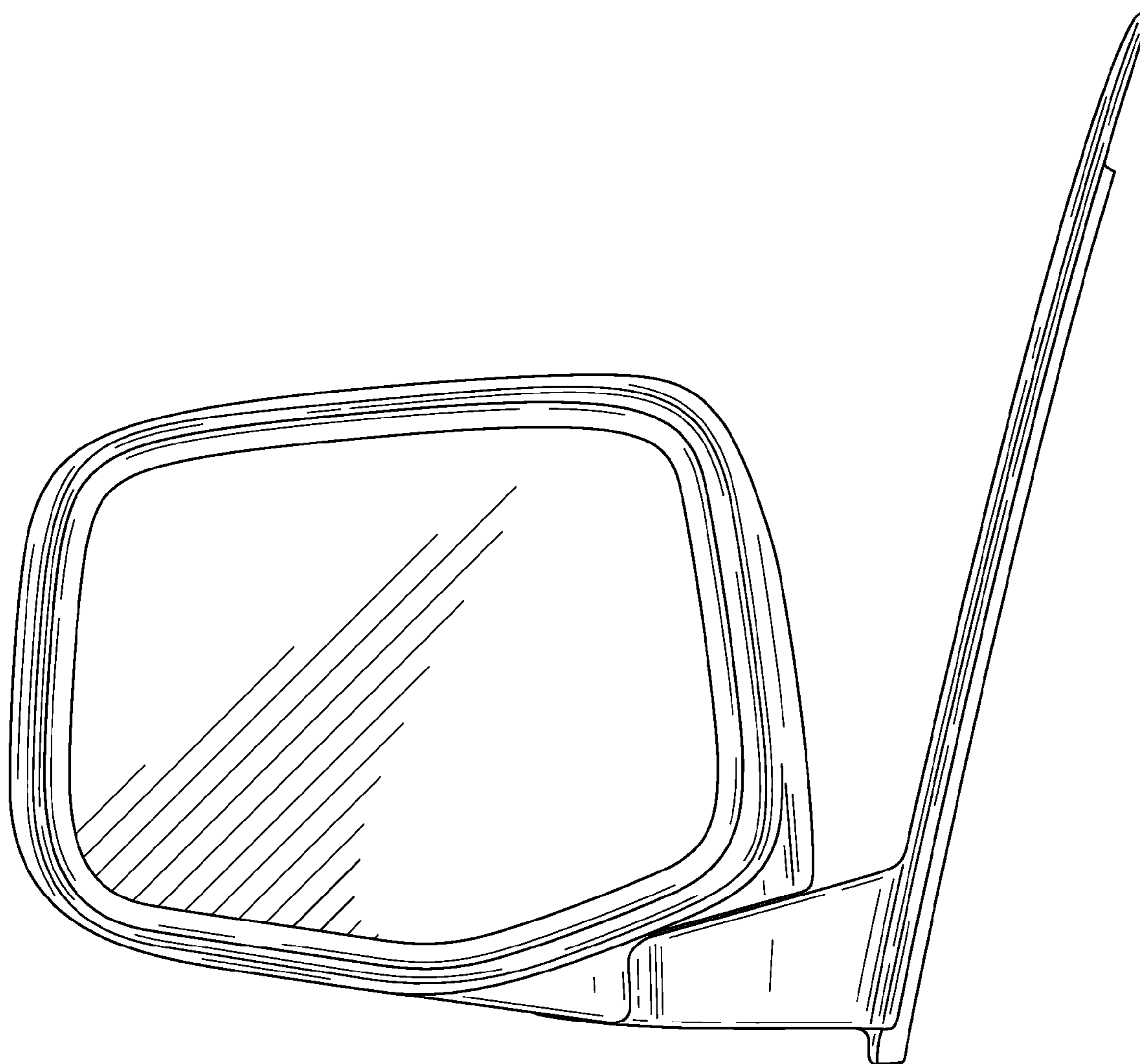


FIG. 3

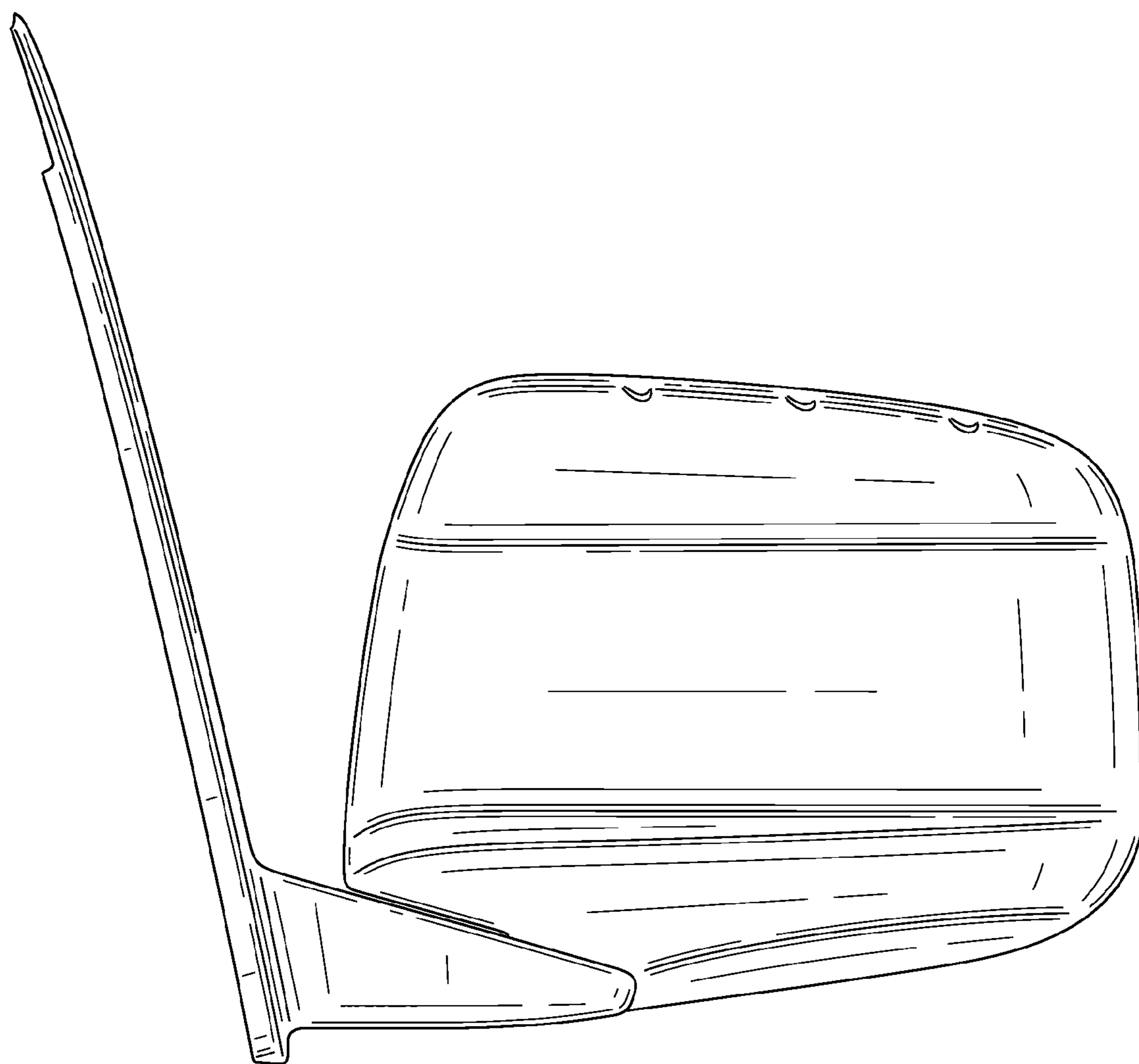


FIG. 4

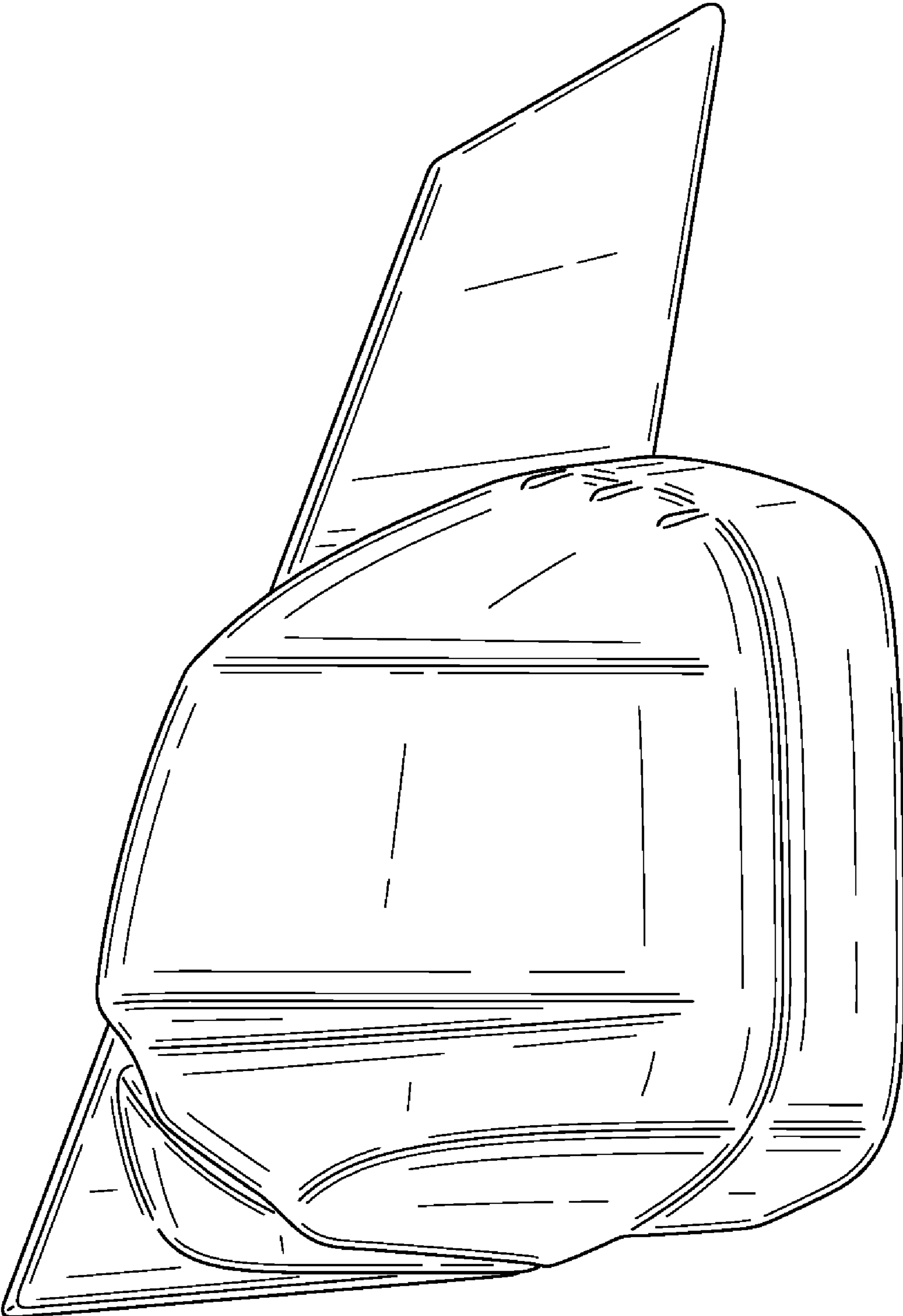


FIG. 5

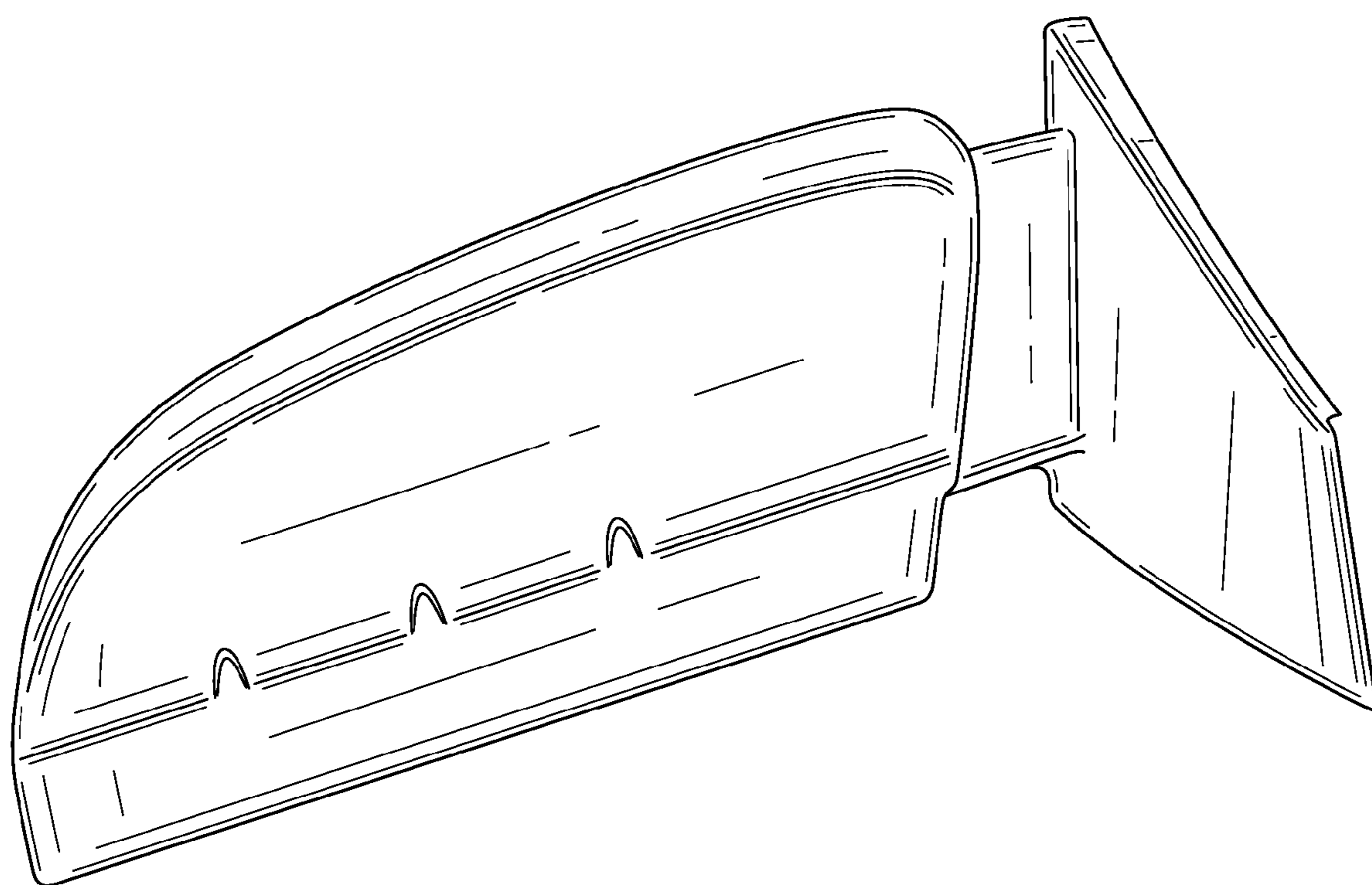


FIG. 6