



US00D636309S

(12) **United States Design Patent**
Matei et al.

(10) **Patent No.:** **US D636,309 S**
(45) **Date of Patent:** **** Apr. 19, 2011**

(54) **VEHICLE MIRROR**

(75) Inventors: **Catalin Matei**, Redondo Beach, CA (US); **Calvin Liu**, Huntington Beach, CA (US)

(73) Assignee: **Honda Motor Co., Ltd.**, Tokyo (JP)

(**) Term: **14 Years**

(21) Appl. No.: **29/363,632**

(22) Filed: **Jun. 11, 2010**

Related U.S. Application Data

(63) Continuation-in-part of application No. 29/355,682, filed on Feb. 11, 2010.

(51) **LOC (9) Cl.** **12-16**

(52) **U.S. Cl.** **D12/187**

(58) **Field of Classification Search** D12/187, D12/188, 189, 401; D6/300; 359/841, 838, 359/842-844, 868, 871, 604, 881, 514, 866; 248/479-483, 475.1

See application file for complete search history.

(56) **References Cited**

U.S. PATENT DOCUMENTS

7,104,662 B2 * 9/2006 Kawanishi 359/871
D545,739 S * 7/2007 Sasaki et al. D12/187
D586,276 S * 2/2009 Pfeiffer D12/187

7,490,946 B1 * 2/2009 Foote et al. 359/841
D593,468 S * 6/2009 Wagner et al. D12/187
D603,774 S * 11/2009 Chen D12/187
D619,065 S * 7/2010 Bennett et al. D12/187
D620,408 S * 7/2010 Elliott et al. D12/187
D621,313 S * 8/2010 Kimura et al. D12/187
2002/0048100 A1 * 4/2002 Hoek 359/870
2005/0195074 A1 * 9/2005 Kano 340/475
2005/0254153 A1 * 11/2005 Kawanishi 359/879
2006/0056086 A1 * 3/2006 Hannah 359/843
2009/0244744 A1 * 10/2009 Okamoto et al. 359/872
2010/0213736 A1 * 8/2010 Lynam et al. 296/146.1
2010/0264289 A1 * 10/2010 Schmierer 248/475.1

* cited by examiner

Primary Examiner — Caron Veynar

Assistant Examiner — Katrina A Kile

(74) *Attorney, Agent, or Firm* — Plumsea Law Group, LLC; Mark E. Duell

(57) **CLAIM**

The ornamental design for a vehicle mirror, as shown and described.

DESCRIPTION

FIG. 1 is a perspective view of a vehicle mirror showing our new design;

FIG. 2 is a rear perspective view thereof;

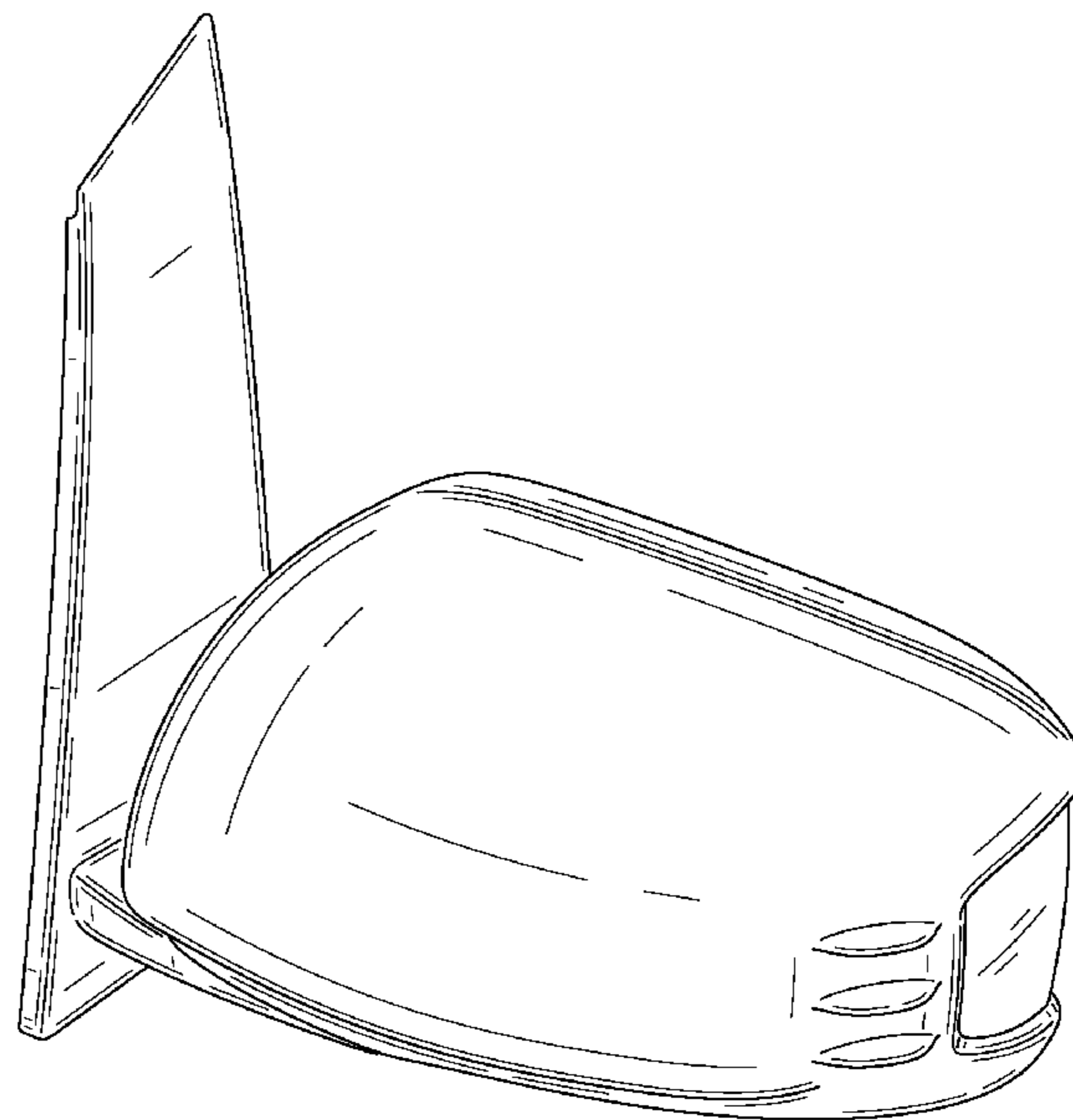
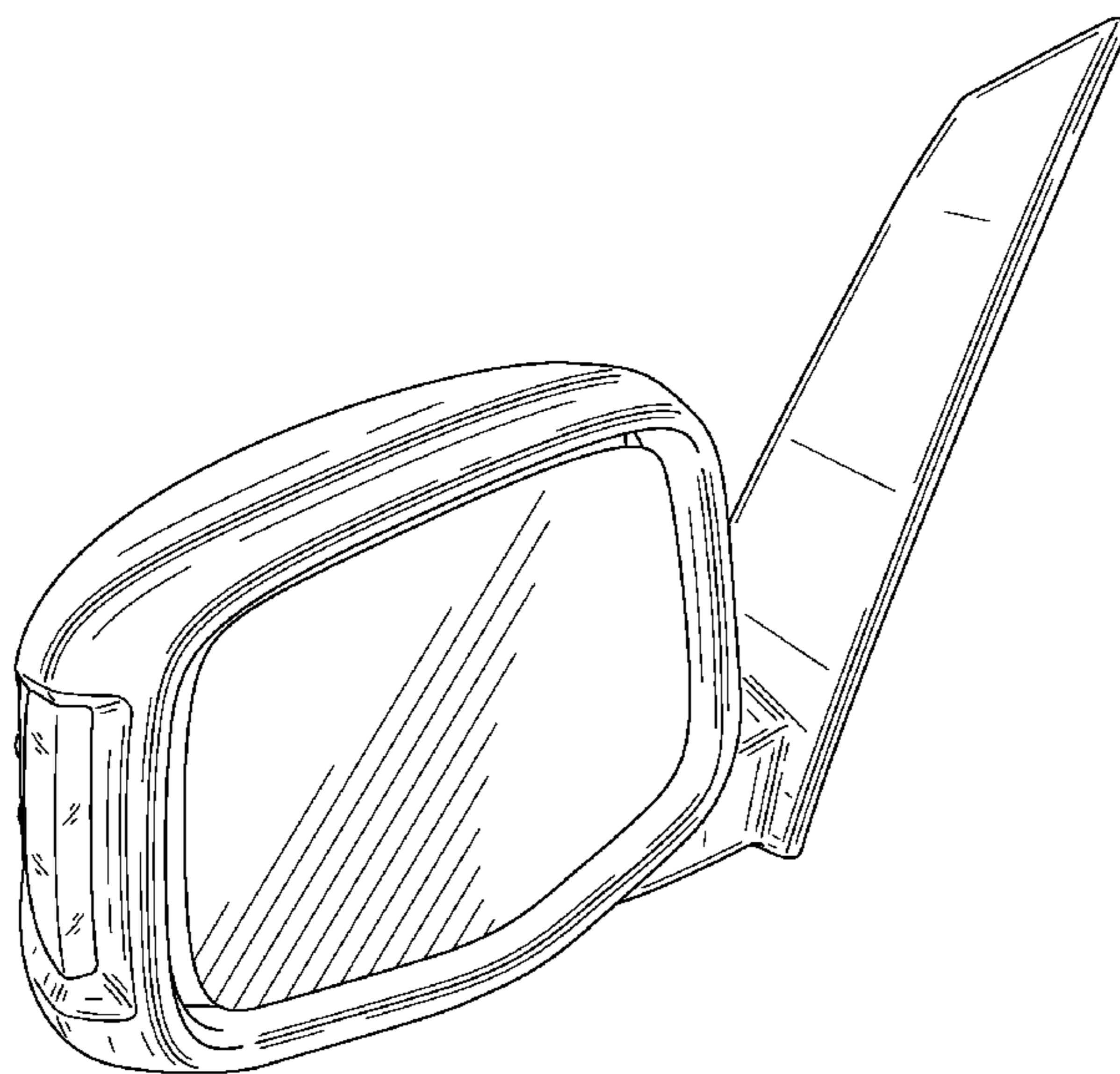
FIG. 3 is a front elevational view thereof;

FIG. 4 is a rear elevational view thereof;

FIG. 5 is a side elevational view thereof; and,

FIG. 6 is a top plan view thereof.

1 Claim, 6 Drawing Sheets



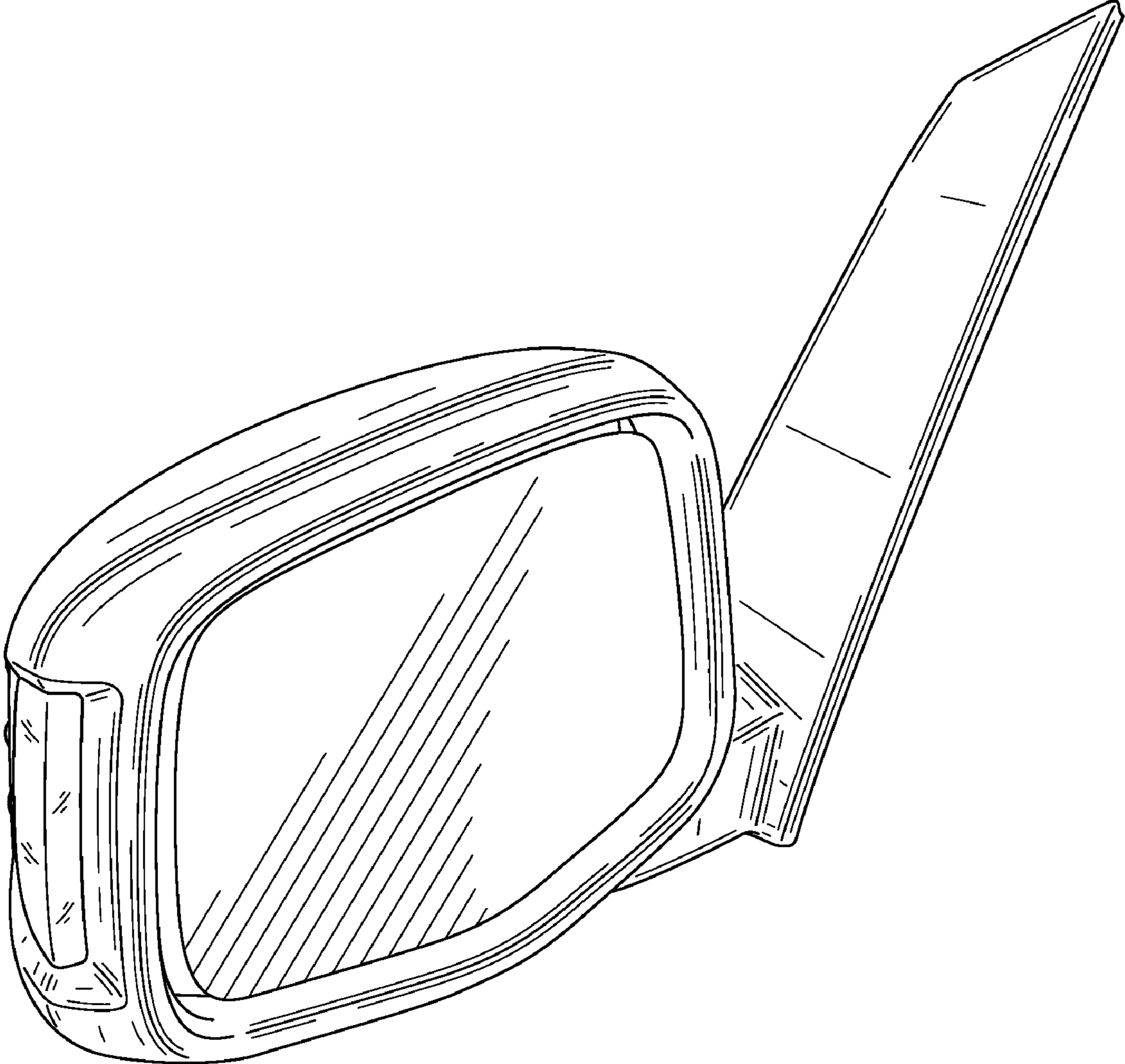


FIG. 1

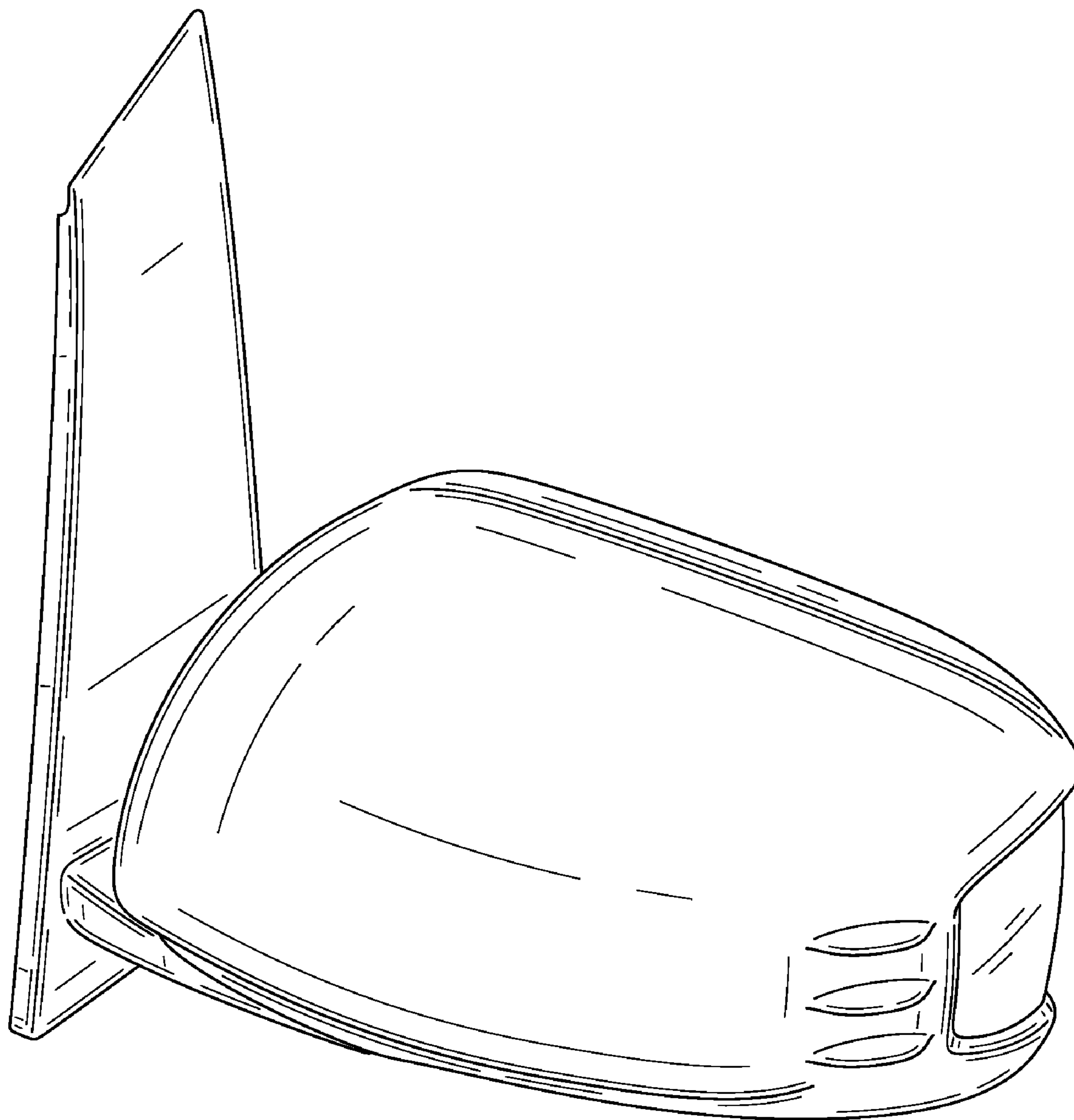


FIG. 2




FIG. 3




FIG. 4

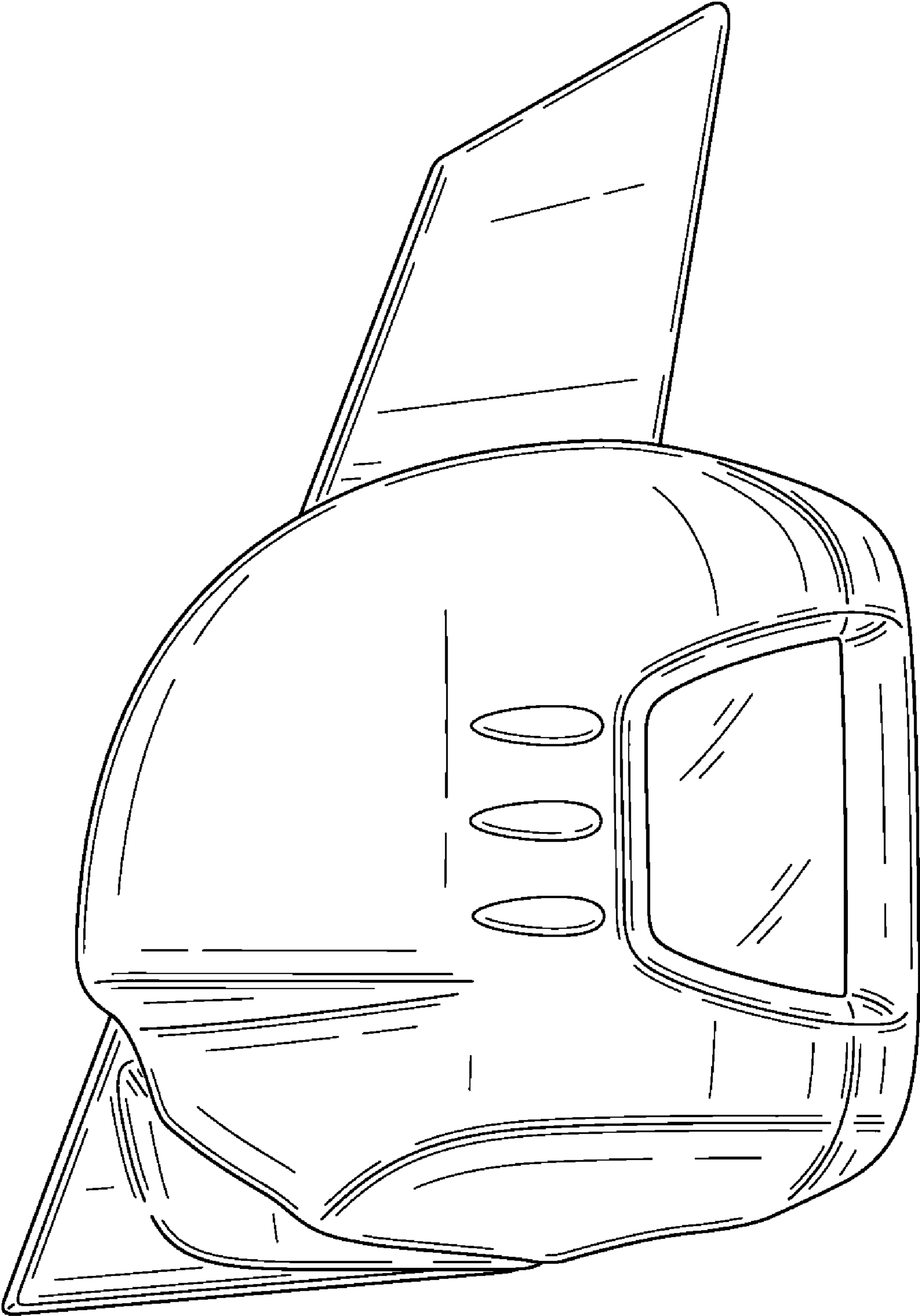


FIG. 5

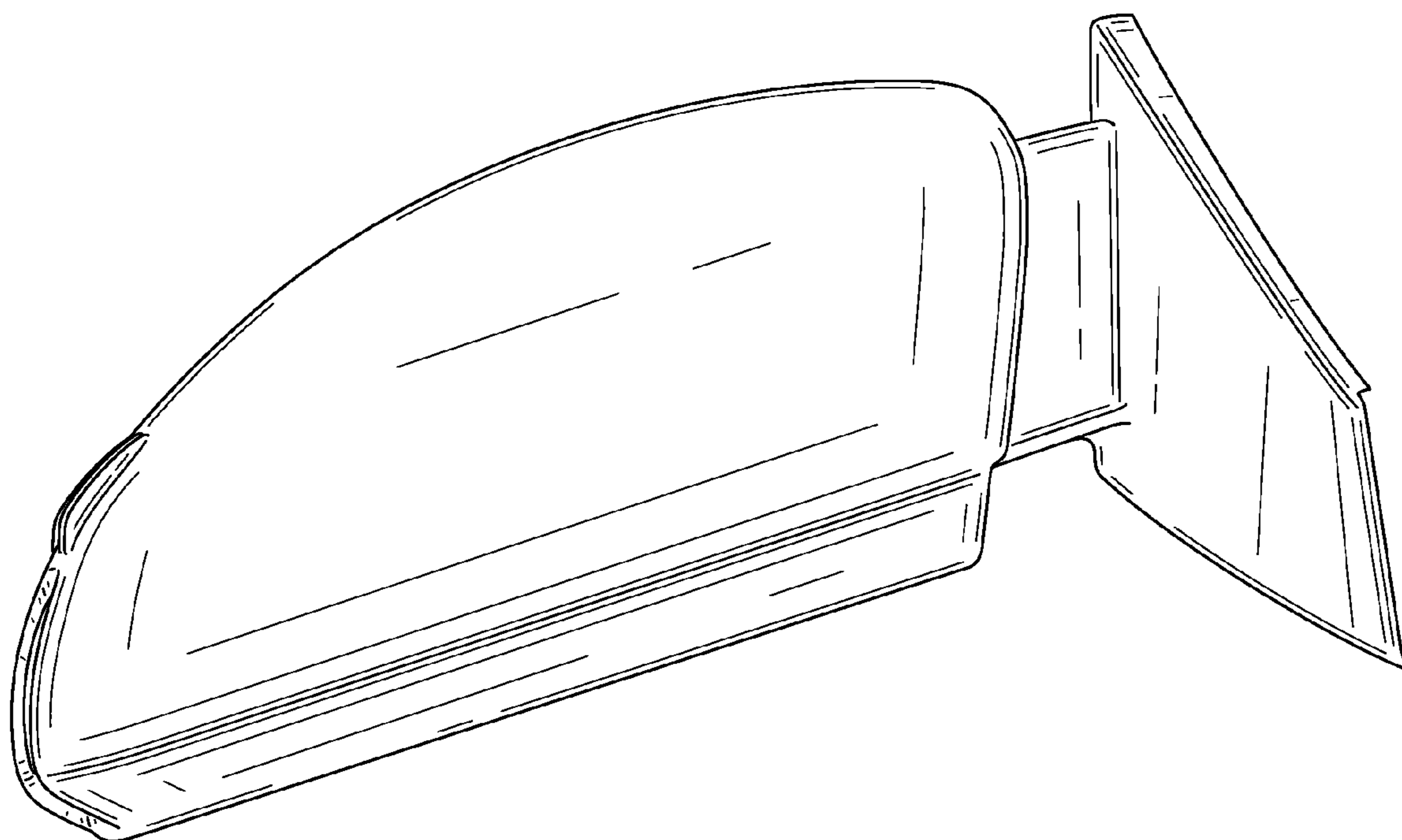


FIG. 6