



US00D636279S

(12) **United States Design Patent**
Cowen et al.

(10) **Patent No.:** **US D636,279 S**

(45) **Date of Patent:** **** Apr. 19, 2011**

(54) **SCOREBOARD**

(75) Inventors: **Michael C. Cowen**, Murray, KY (US);
Clay Perkins, New Concord, KY (US)

(73) Assignee: **Innovative Display Products, LLC**,
Murray, KY (US)

(**) Term: **14 Years**

(21) Appl. No.: **29/352,955**

(22) Filed: **Dec. 30, 2009**

(51) **LOC (9) Cl.** **21-01**

(52) **U.S. Cl.** **D10/46.1**

(58) **Field of Classification Search** D10/46.1,
D10/46; D21/324, 333, 606, 780, 781, 788,
D21/789; 116/222-225, 173-175, DIG. 1,
116/DIG. 3; 235/1 B; 446/268
See application file for complete search history.

(56) **References Cited**

U.S. PATENT DOCUMENTS

5,062,381 A * 11/1991 Hendricks 116/225
D364,839 S * 12/1995 Peters D12/174

D419,460 S * 1/2000 Mann D10/46.1
D584,965 S * 1/2009 Cowen et al. D10/46.1
D599,685 S * 9/2009 Cowen et al. D10/46.1
D601,441 S * 10/2009 Cowen et al. D10/46.1
7,607,403 B2 * 10/2009 Walters 116/222

* cited by examiner

Primary Examiner — Prabhakar Deshmukh

(74) *Attorney, Agent, or Firm* — Christie, Parker & Hale,
LLP

(57) **CLAIM**

The ornamental design for a scoreboard, as shown and described.

DESCRIPTION

FIG. 1 is a front view of a scoreboard showing our new design;

FIG. 2 is a top view thereof;

FIG. 3 is a bottom view thereof;

FIG. 4 is a side view thereof; and,

FIG. 5 is another side view thereof.

The broken lines showing the environment are for illustrative purpose only and form no part of the claimed design.

1 Claim, 3 Drawing Sheets

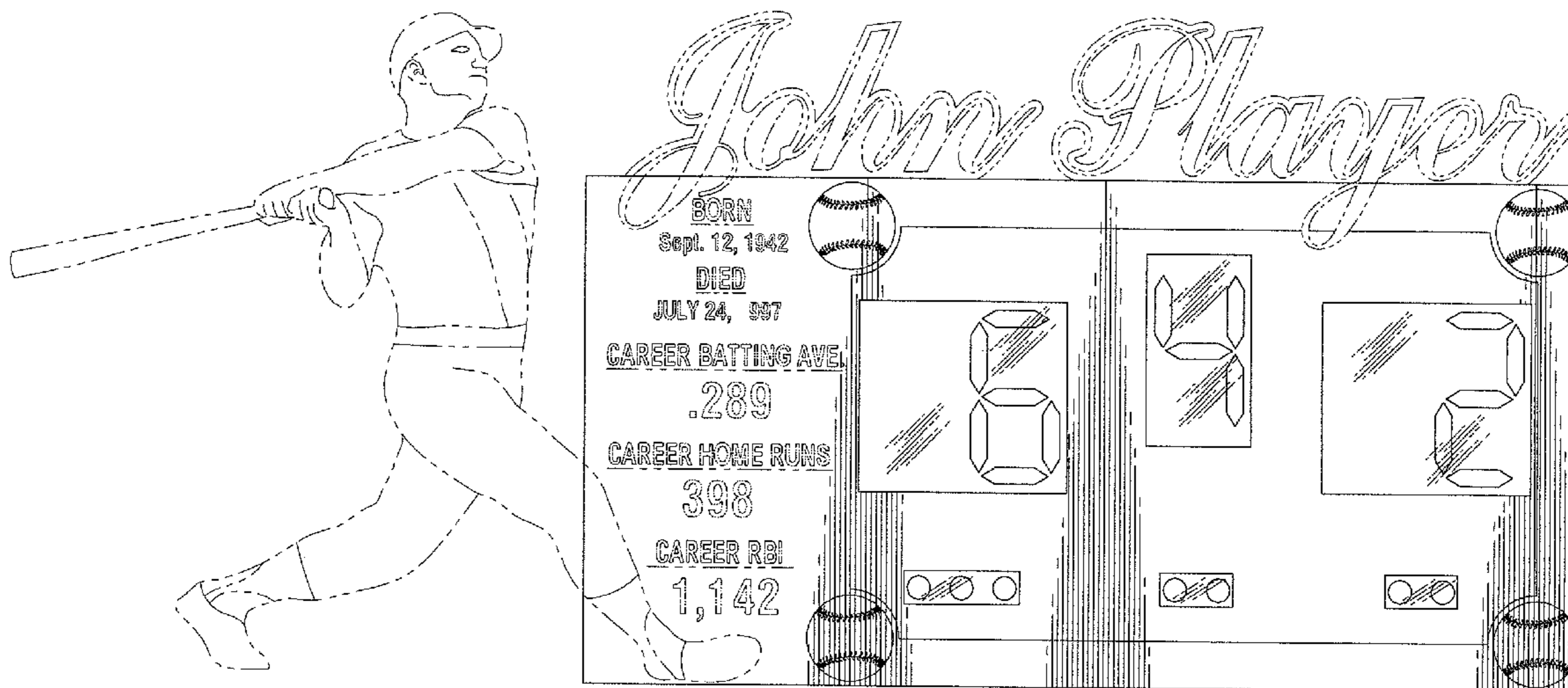


FIG. 1

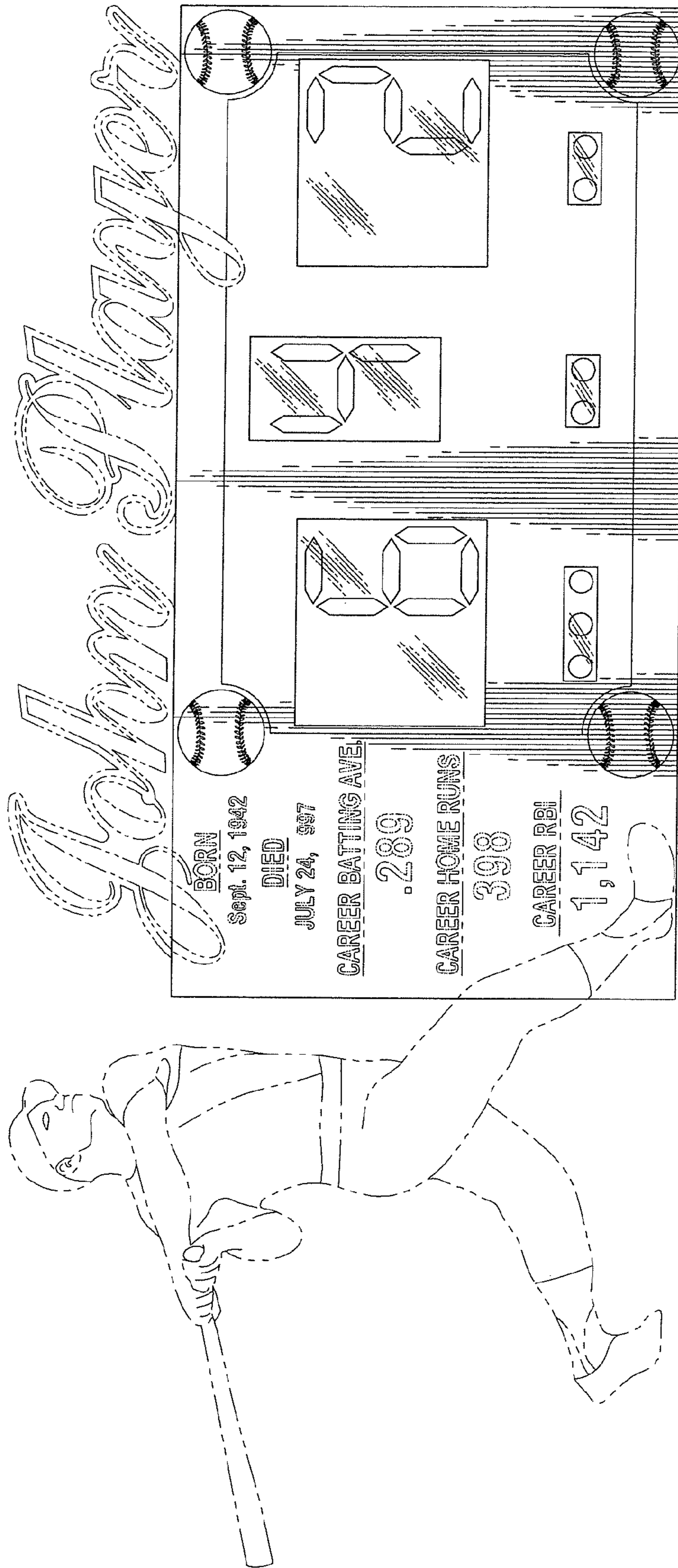


FIG. 2

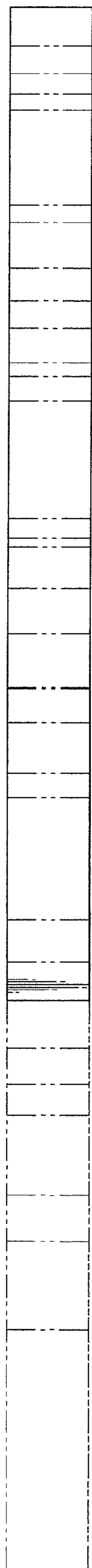


FIG. 3




FIG. 5

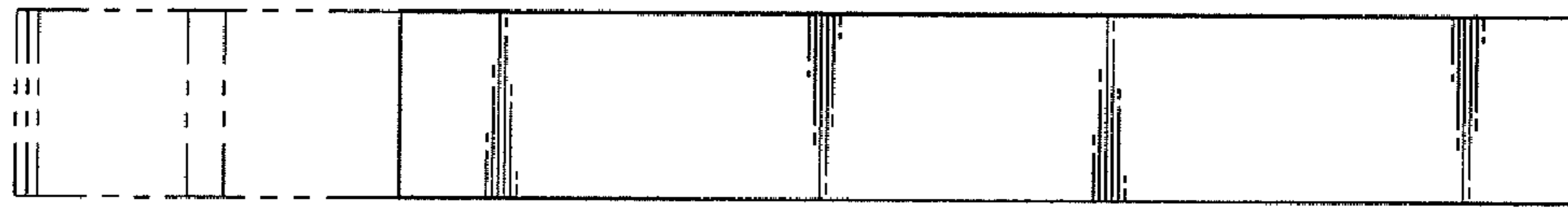


FIG. 4

