



US00D636270S

(12) **United States Design Patent**  
**Vasquez**

(10) **Patent No.:** **US D636,270 S**  
(45) **Date of Patent:** **\*\* Apr. 19, 2011**

(54) **GIFT CONTAINER**

(76) Inventor: **Michelle Vasquez**, Richland, MI (US)

(\*\*) Term: **14 Years**

(21) Appl. No.: **29/362,927**

(22) Filed: **Jun. 2, 2010**

(51) **LOC (9) Cl.** ..... **09-01**

(52) **U.S. Cl.** ..... **D9/600; D9/670**

(58) **Field of Classification Search** ..... **D9/600,**  
**D9/631, 670; D11/158, 184**

See application file for complete search history.

(56) **References Cited**

**U.S. PATENT DOCUMENTS**

D100,393 S *	7/1936	Stein	.....	D9/670
D232,442 S *	8/1974	Atwell	.....	D11/157
D265,470 S *	7/1982	Fritzke	.....	D11/157
D350,475 S *	9/1994	Cirelli	.....	D9/670
D359,463 S *	6/1995	Lindo et al.	.....	D11/157
D372,957 S *	8/1996	Ceresko	.....	D11/157
D566,001 S *	4/2008	Buchenroth et al.	.....	D11/157

\* cited by examiner

*Primary Examiner* — Sandra Morris

(74) *Attorney, Agent, or Firm* — Zachary W. Behler; Foster Swift Collins & Smith PC

(57) **CLAIM**

The ornamental design for a gift container, substantially as shown and described.

**DESCRIPTION**

FIG. 1 is a front view of an embodiment of my newly designed gift container.

FIG. 2 is a rear view of an embodiment of my newly designed gift container.

FIG. 3 is a top view of an embodiment of my newly designed gift container.

FIG. 4 is a bottom view of an embodiment of my newly designed gift container.

FIG. 5 is a view of the right side of my newly designed gift container.

FIG. 6 is a view of the left side of my newly designed gift container.

FIG. 7 is a perspective view of an embodiment of my newly designed gift container illustrating the interior surfaces from a vantage above the upper right corner.

FIG. 8 is a perspective view of an embodiment of my newly designed gift container illustrating the interior surfaces from a vantage above the upper left corner.

FIG. 9 is a perspective view of an embodiment of my newly designed gift container illustrating the exterior surfaces from a vantage above the lower right corner; and,

FIG. 10 is a perspective view of an embodiment of my newly designed gift container illustrating the exterior surfaces from a vantage above the lower left corner.

**1 Claim, 5 Drawing Sheets**

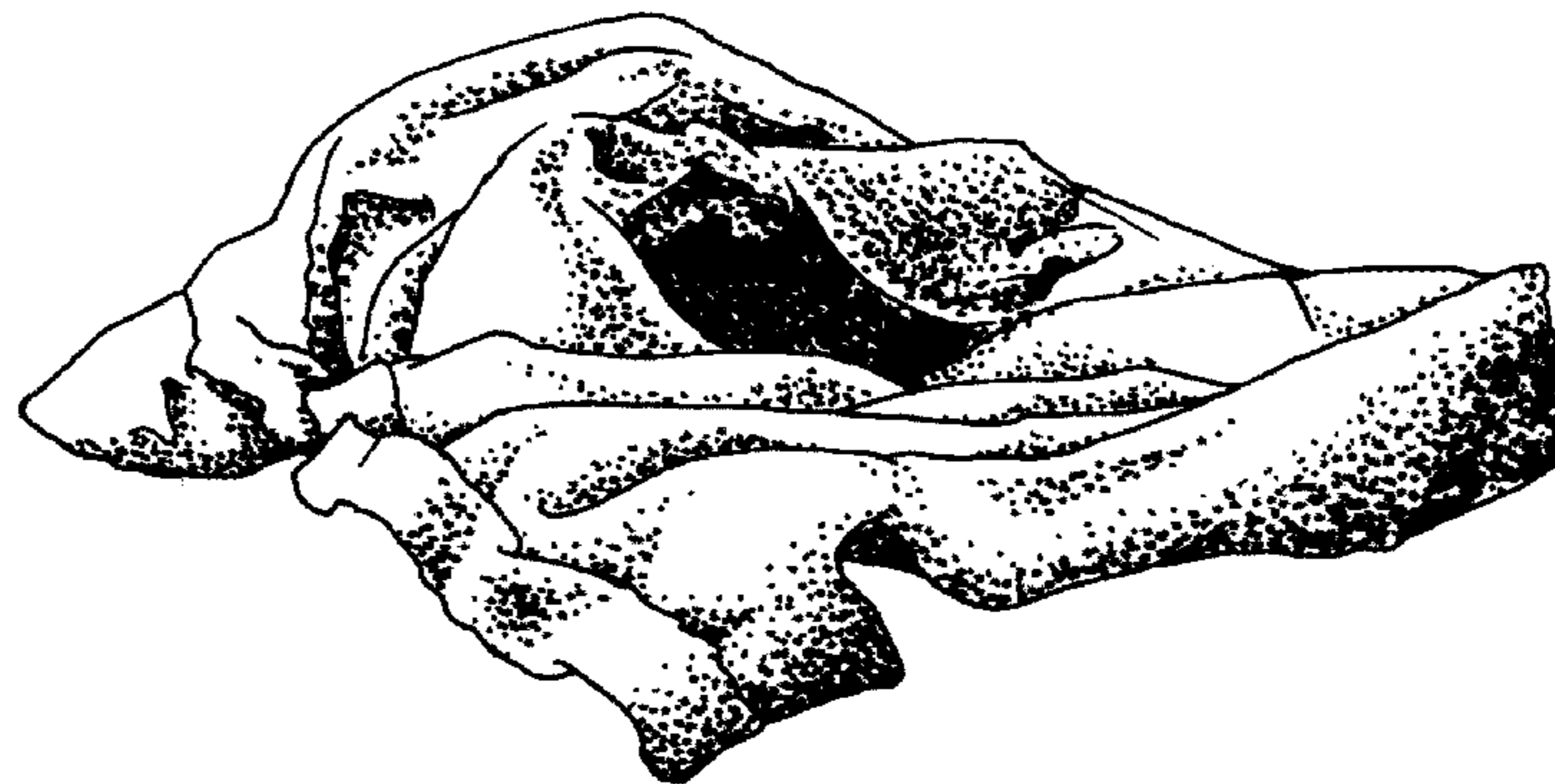




FIG. 1



FIG. 2





FIG. 3



FIG. 4



FIG. 5

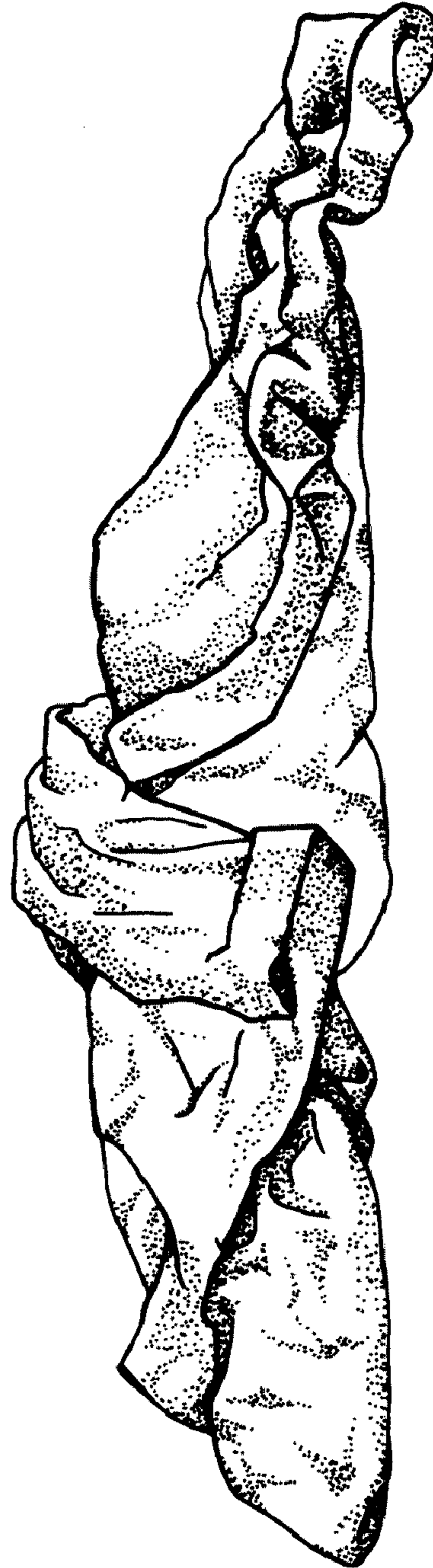


FIG. 6




FIG. 7



FIG. 8



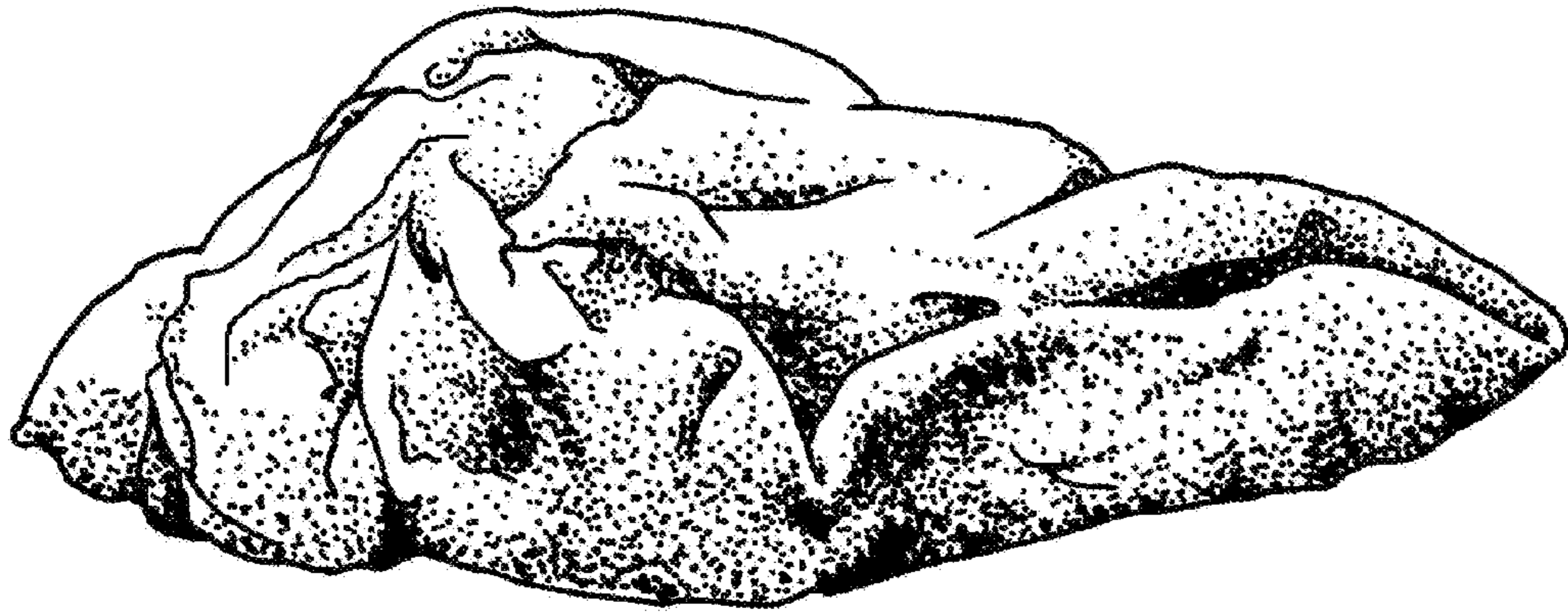


FIG. 9



FIG. 10