



US00D636259S

(12) **United States Design Patent**
Schmitt

(10) **Patent No.:** **US D636,259 S**

(45) **Date of Patent:** **** Apr. 19, 2011**

(54) **PACKAGING BOX**

(75) Inventor: **Christina Schmitt**, München (DE)

(73) Assignee: **GIGASET Communications GmbH**,
Munich (DE)

(**) Term: **14 Years**

(21) Appl. No.: **29/348,728**

(22) Filed: **Feb. 1, 2010**

(51) **LOC (9) Cl.** **09-03**

(52) **U.S. Cl.** **D9/432**

(58) **Field of Classification Search** D9/430-433,
D9/414, 418, 420-423; D24/155; 206/278,
206/297, 299, 457, 770, 737, 822; 229/100,
229/101, 101.3, 106, 108, 108.1, 116.1, 116.3,
229/116.5, 121, 122, 201, 213, 221, 222,
229/227, 922, 939, 942, 87.08, 101.2, 193,
229/195, 197; D5/7, 11, 12, 14, 16, 19, 20,
D5/25, 26, 27, 30, 57, 47, 53, 61-63

See application file for complete search history.

(56) **References Cited**

U.S. PATENT DOCUMENTS

D61,584 S *	10/1922	Lord	D5/46
D91,629 S *	2/1934	Kephart	D9/432
D105,963 S *	9/1937	Mallinson	D6/582
D163,914 S *	7/1951	Voice	D9/432
D217,577 S *	5/1970	Couve	D19/5
D261,866 S *	11/1981	Matsumoto	D9/432
D364,805 S *	12/1995	Hata	D9/432
D428,335 S *	7/2000	Toyota et al.	D9/432
D496,276 S *	9/2004	Smith et al.	D9/433
D510,702 S *	10/2005	Kusumi et al.	D9/432

D536,621 S *	2/2007	Tsutsumi et al.	D9/624
D568,733 S *	5/2008	DuBois et al.	D9/418
D611,808 S *	3/2010	Criss et al.	D9/434

* cited by examiner

Primary Examiner — T. Chase Nelson

Assistant Examiner — Karen Acker

(74) *Attorney, Agent, or Firm* — Ballard Spahr LLP

(57) **CLAIM**

We claim the ornamental design for a packaging box, as shown and described.

DESCRIPTION

The patent or application file contains at least one drawing executed in color. Copies of this patent or patent application publication with color drawing(s) will be provided by the Office upon request and payment of the necessary fee.

FIG. 1 is an isometric view of my design for a packaging box; FIG. 2 is a front view of the design for a packaging box shown in FIG. 1, the rear view being identical;


FIG. 3 is a top view of the design for a packaging box shown in FIG. 1;

FIG. 4 is a bottom view of the design for a packaging box shown in FIG. 1;

FIG. 5 is a left side view of the design for a packaging box shown in FIG. 1; and,

FIG. 6 is a right side view of the design for a packaging box shown in FIG. 1.

1 Claim, 3 Drawing Sheets
(3 of 3 Drawing Sheet(s) Filed in Color)






FIGURE 1




FIGURE 2




FIGURE 3




FIGURE 4




FIGURE 5




FIGURE 6