



US00D636250S

(12) **United States Design Patent**  
**Owens**

(10) **Patent No.:** **US D636,250 S**

(45) **Date of Patent:** **\*\* Apr. 19, 2011**

(54) **CABINET HANDLE**

(75) Inventor: **Ashley Marie Owens**, Bossier City, LA (US)

(73) Assignee: **Hardware Resources, Inc.**, Bossier City, LA (US)

(\*\*) Term: **14 Years**

(21) Appl. No.: **29/370,383**

(22) Filed: **Jul. 9, 2010**

(51) **LOC (9) Cl.** ..... **08-06**

(52) **U.S. Cl.** ..... **D8/317**

(58) **Field of Classification Search** ..... D8/300,  
D8/303, 305, 311, 312, 314, 315, 316-321,  
D8/DIG. 1, DIG. 2, DIG. 10; D6/524, 533,  
D6/549; D7/393, 394; 16/110.1, 412, 415,  
16/416, 419, 420, 443, 444, 445, 446; 211/16,  
211/18, 182, 183

See application file for complete search history.

(56) **References Cited**

U.S. PATENT DOCUMENTS

D267,774 S \* 2/1983 Pittenger ..... D8/317  
D361,496 S \* 8/1995 Chieda ..... D8/317  
D373,067 S \* 8/1996 De'Armond ..... D8/317

D399,407 S \* 10/1998 Burns et al. .... D8/317  
D411,794 S \* 7/1999 O'Neil ..... D8/305  
D422,878 S \* 4/2000 Marshall et al. .... D8/317  
D437,202 S \* 2/2001 O'Neil ..... D8/317  
D575,622 S \* 8/2008 Krumpe ..... D8/315  
D581,768 S \* 12/2008 Matijevic ..... D8/315

\* cited by examiner

*Primary Examiner* — Prabhakar Deshmukh

*Assistant Examiner* — Derrick Holland

(74) *Attorney, Agent, or Firm* — Schultz & Associates, P.C.

(57) **CLAIM**

The ornamental design for a cabinet handle, as shown and described.

**DESCRIPTION**

FIG. 1 is a perspective view of a cabinet handle showing my new design;

FIG. 2 is a front elevation view thereof, the rear elevation being a mirror image;

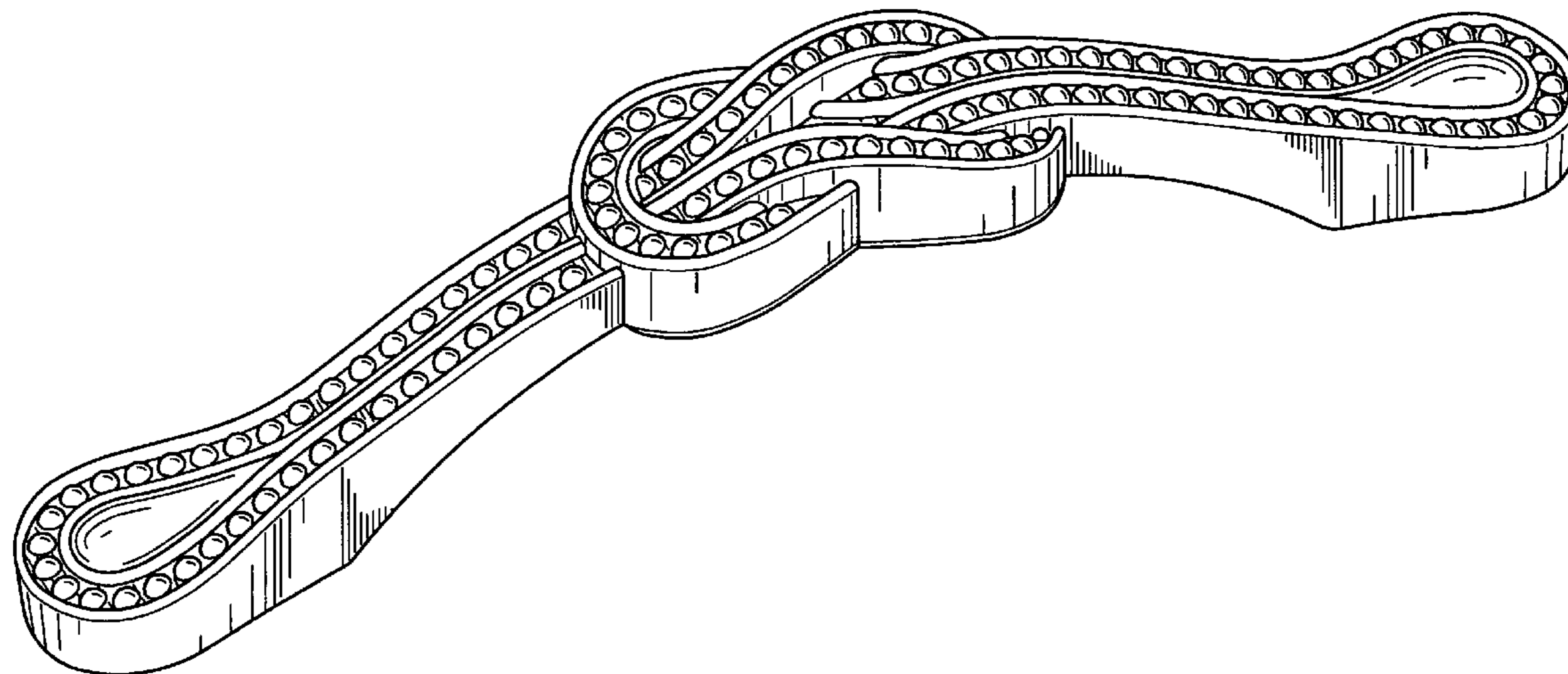
FIG. 3 is a top plan view thereof;

FIG. 4 is a left side elevation view thereof, the right side being a mirror image; and,

FIG. 5 is a bottom plan view thereof.

The broken lines shown represent unclaimed subject matter and form no part of the claimed design.

**1 Claim, 3 Drawing Sheets**



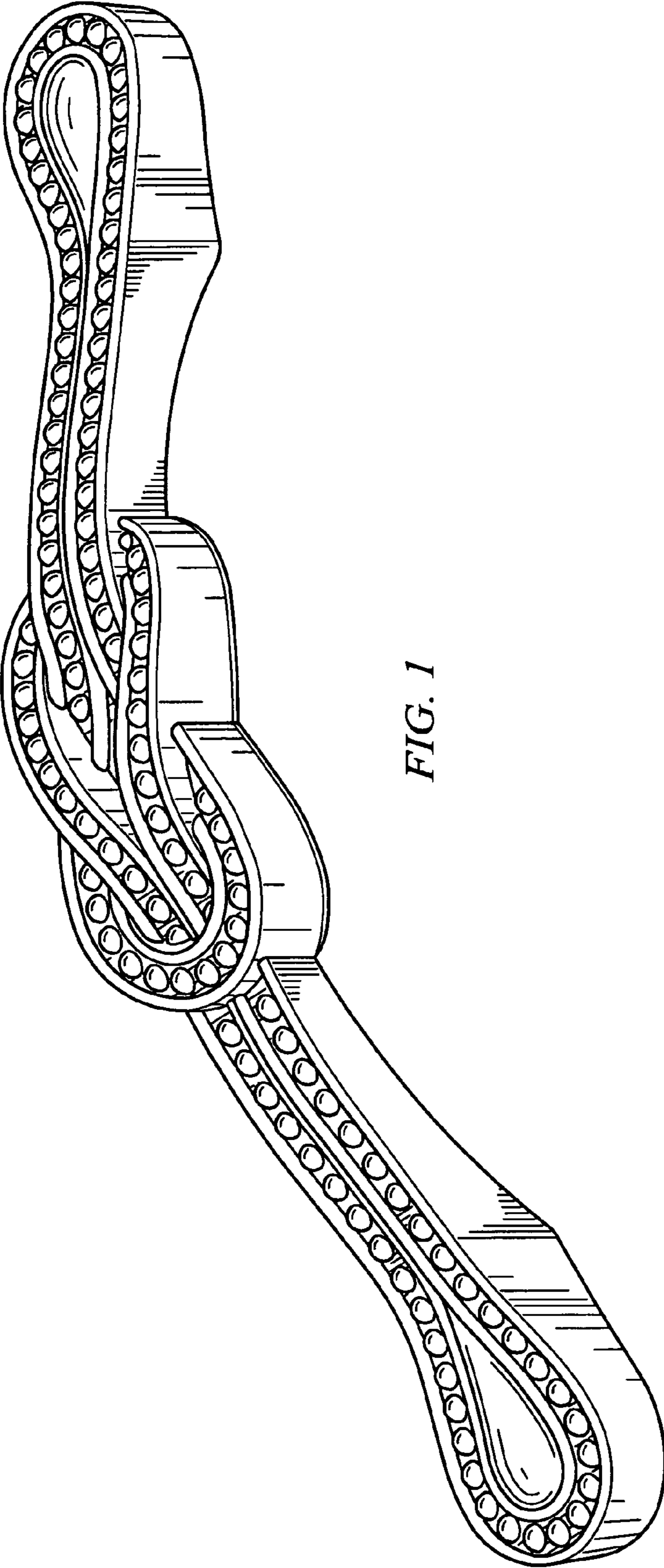


FIG. 1

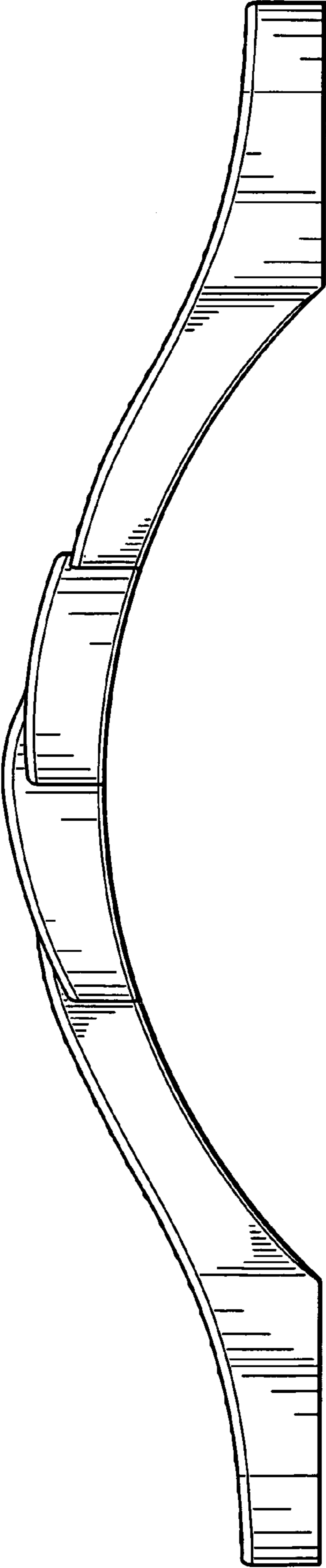


FIG. 2

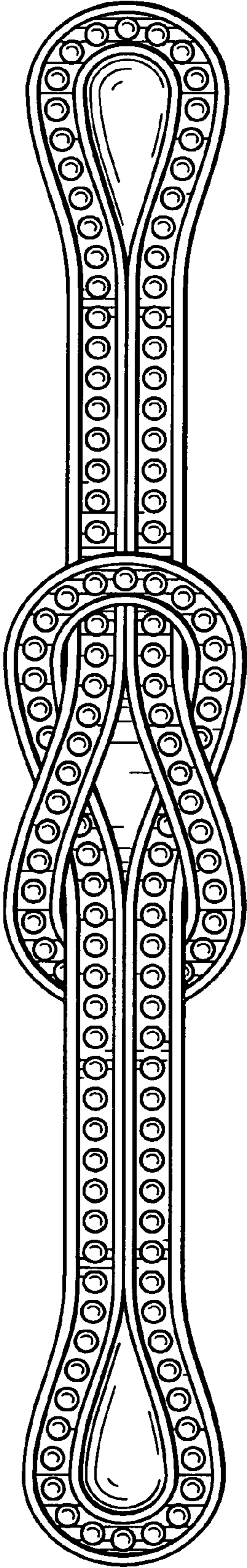


FIG. 3

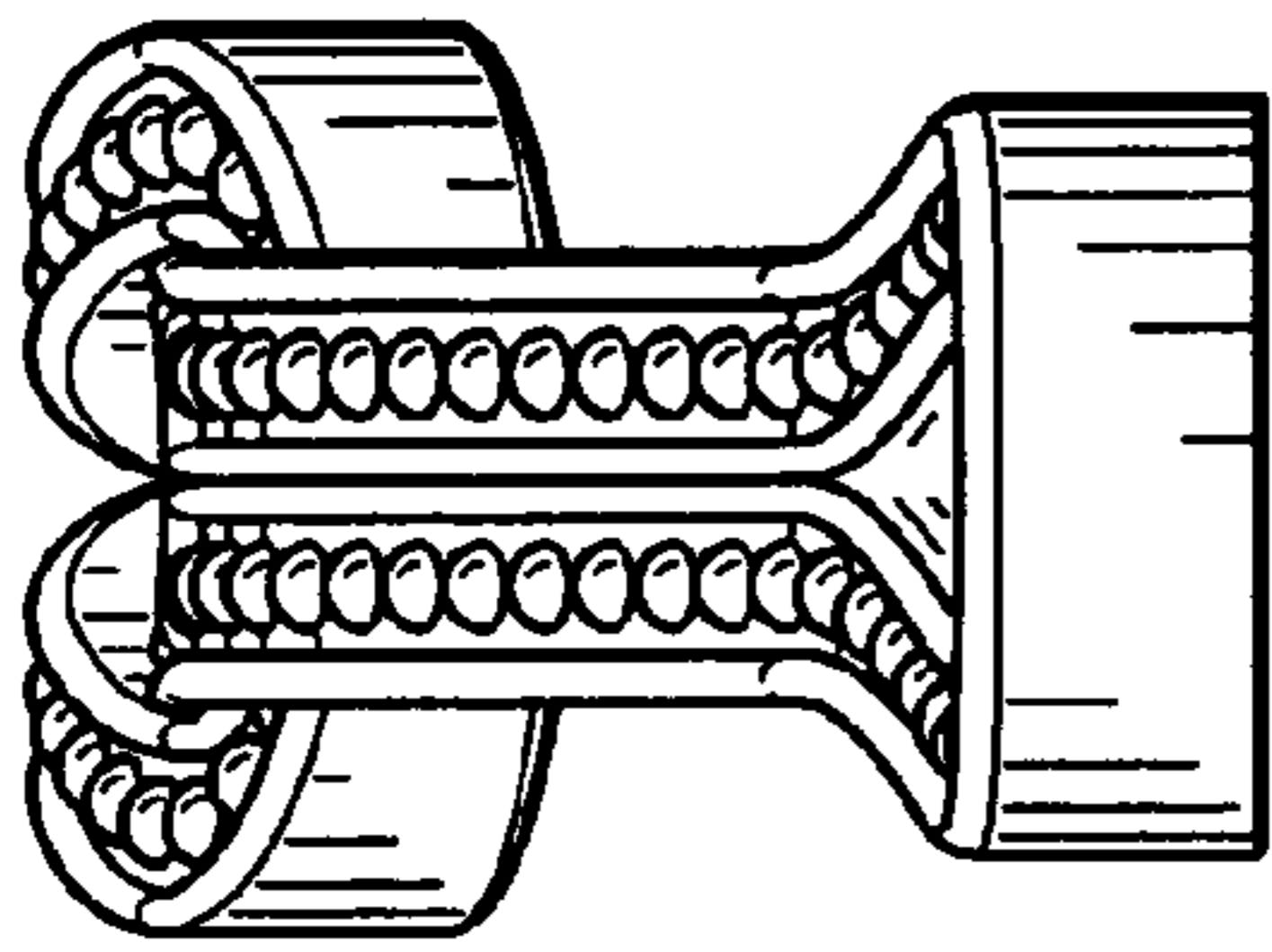


FIG. 4

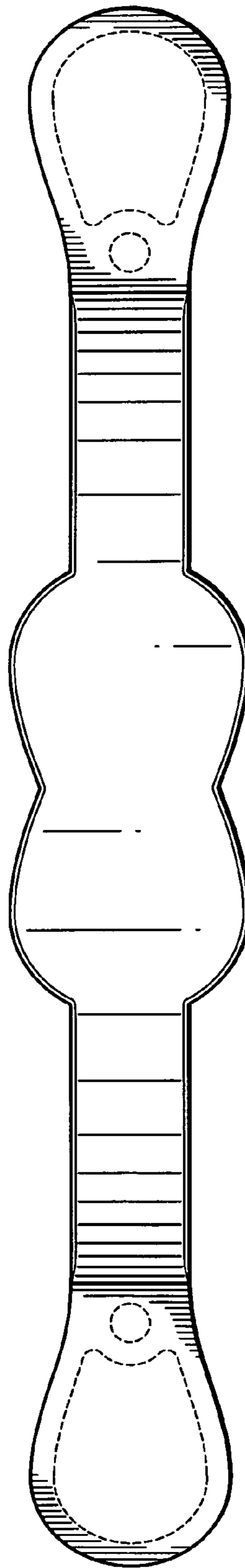


FIG. 5